



US00D334015S

United States Patent [19]

Paton et al.

[11] Patent Number: Des. 334,015

[45] Date of Patent: ** Mar. 16, 1993

[54] AUTOMOTIVE TELEPHONE HANDSET

[75] Inventors: Michael Paton, Herts, United Kingdom; Chusei Takahashi; Katushio Watanabe, both of Tokyo, Japan

[73] Assignee: Oki Electric Industry Co., Ltd., Tokyo, Japan

[**] Term: 14 Years

[21] Appl. No.: 833,720

[22] Filed: Feb. 11, 1992

[30] Foreign Application Priority Data

Sep. 26, 1991 [GB] United Kingdom 2017756
[52] U.S. Cl. D14/138; D14/248
[58] Field of Search D14/138, 148, 149, 248, D14/151; 379/433, 428

[56] References Cited

U.S. PATENT DOCUMENTS

- D. 291,199 8/1987 Watanabe D14/64
- D. 291,801 9/1987 Susuki et al. D14/138
- D. 297,733 9/1988 Watanabe D14/64
- D. 298,035 10/1988 Watanabe D14/64
- D. 298,036 10/1988 Watanabe D14/64
- D. 298,129 10/1988 Watanabe D14/53
- D. 298,241 10/1988 Watanabe D14/64
- D. 298,242 10/1988 Watanabe D14/64
- D. 298,243 10/1988 Watanabe D14/64
- D. 298,244 10/1988 Watanabe D14/64
- D. 298,317 11/1988 Watanabe D14/52

- D. 298,321 11/1988 Watanabe D14/64
- D. 300,429 3/1989 Watanabe D14/138
- D. 305,232 12/1989 Sutoh D14/138
- D. 306,294 2/1990 Watanabe D14/148
- D. 310,365 9/1990 Eriksson et al. D14/138
- D. 315,558 3/1991 Watanabe et al. D14/138
- D. 315,731 3/1991 Watanabe D14/148

FOREIGN PATENT DOCUMENTS

- 730606 12/1987 Japan .
- 805333 10/1990 Japan .

OTHER PUBLICATIONS

"Mobile Radio Telephone Party", Publisher: Philips Kommunikations Industrie AG (Germany).

Primary Examiner—Susan J. Lucas
Attorney, Agent, or Firm—Wenderoth, Lind & Ponack

[57] CLAIM

The ornamental design for an automotive telephone handset, as shown and described.

DESCRIPTION

FIG. 1 is a left side, top and front perspective view of an automotive telephone handset showing our new design; FIG. 2 is a top plan view thereof; FIG. 3 is a bottom view thereof; FIG. 4 is a front elevational view thereof; FIG. 5 is a rear elevational view thereof; FIG. 6 is a left side elevational view thereof; FIG. 7 is a right side elevational view thereof; and, FIG. 8 is a sectional view taken along line VIII—VIII in FIG. 2.

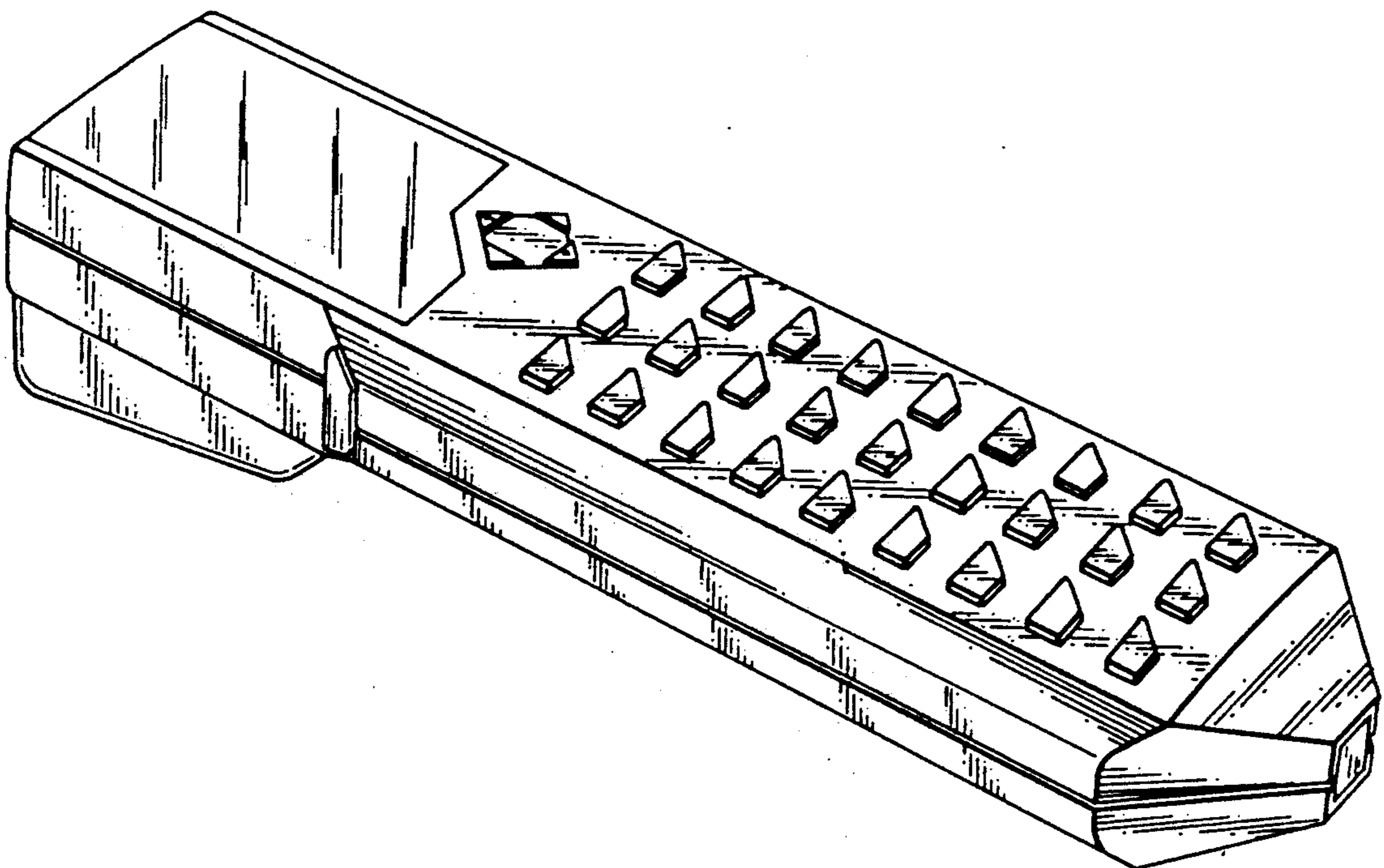


Fig. 1

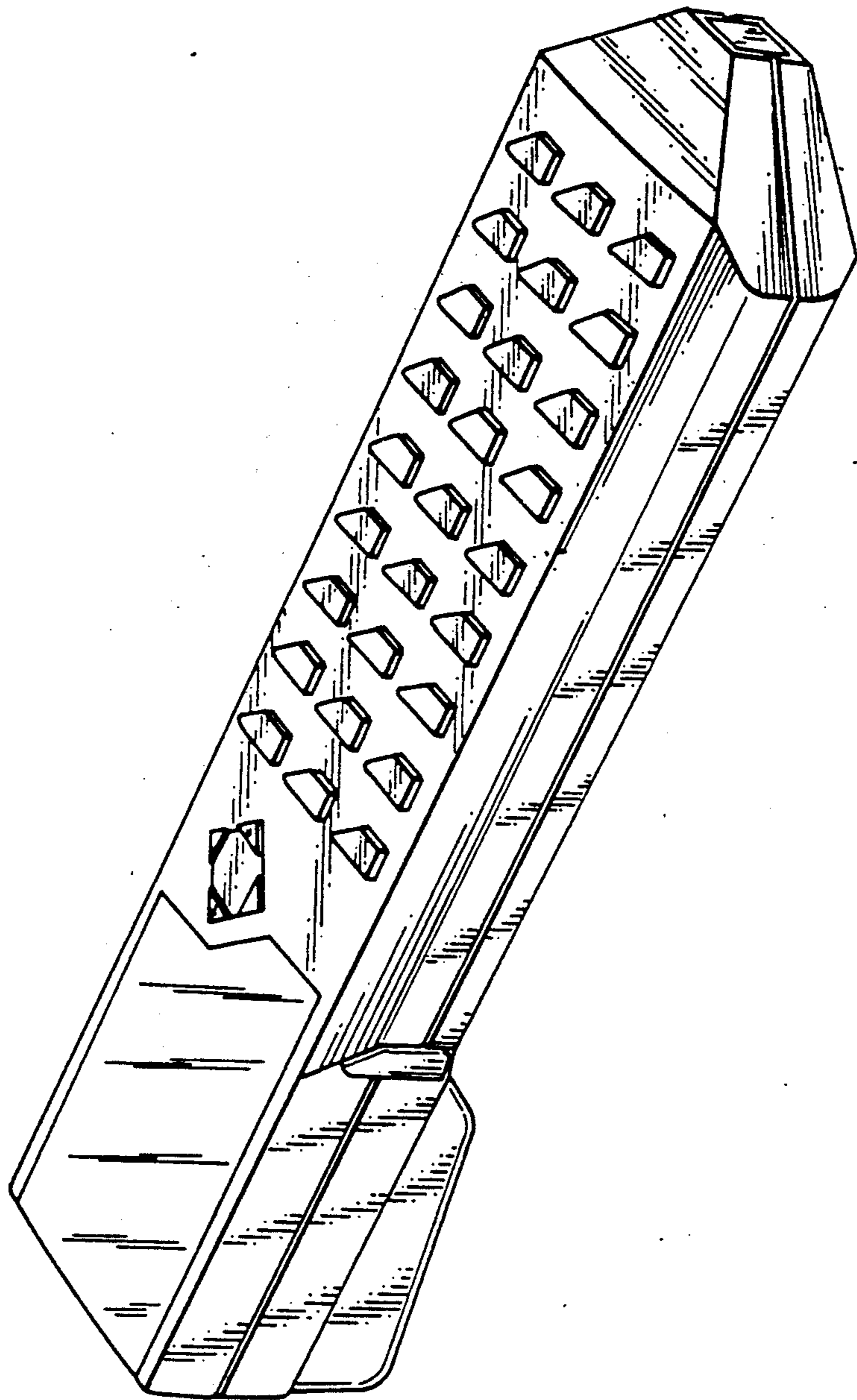


Fig. 2

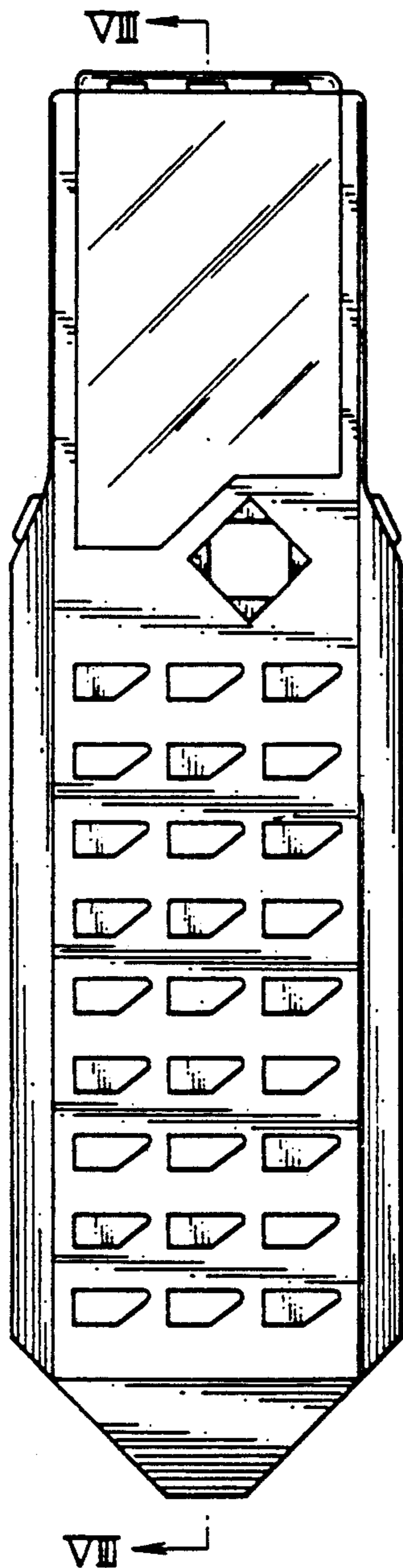


Fig. 3




Fig. 4

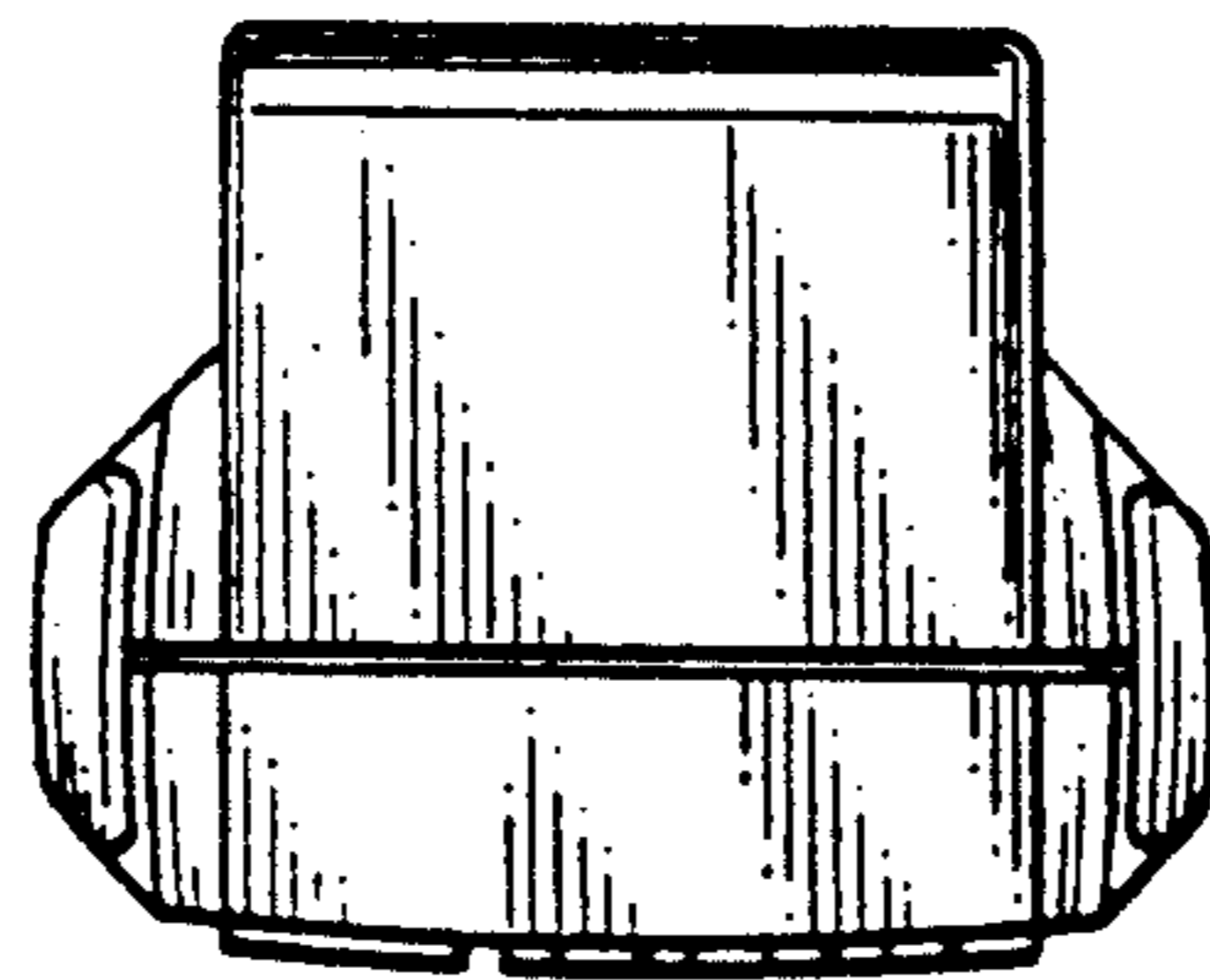


Fig. 5




Fig. 6

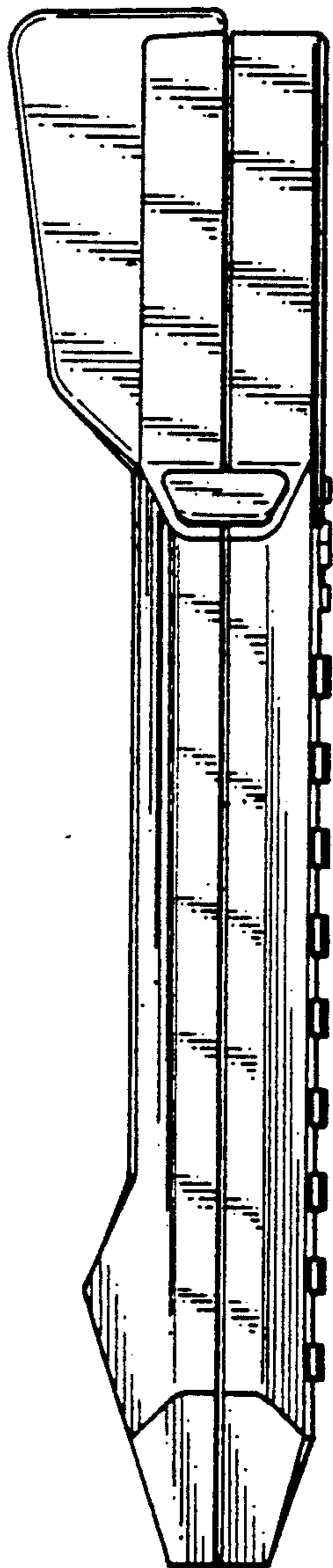


Fig. 7

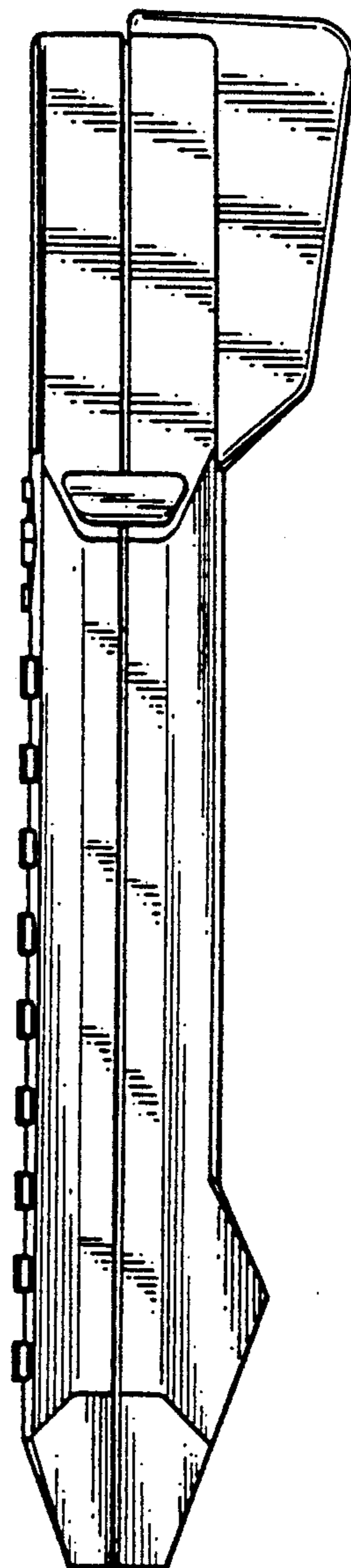


Fig. 8

