



US00D334003S

United States Patent [19]

[11] Patent Number: **Des. 334,003**

Vogelsang

[45] Date of Patent: **** Mar. 16, 1993**

[54] **EARRING**

[76] Inventor: **Brian L. Vogelsang**, 137 Conger Ave., Akron, Ohio 44303

[**] Term: **14 Years**

[21] Appl. No.: **558,833**

[22] Filed: **Jul. 26, 1990**

[52] U.S. Cl. **D11/43; D11/44**

[58] Field of Search **D11/1-2, D11/40-48, 62, 78-80, 85-87, 26-29, 37-38, 203, 132, 140; 63/1.1, 2, 12-14.8; D21/100, 62; D30/160; 428/4, 28; D5/7**

[56] **References Cited**

U.S. PATENT DOCUMENTS

- D. 176,428 12/1955 Parisi D11/44
- D. 253,585 12/1979 Rawson, Jr. D11/140
- D. 303,230 9/1989 Westmoland D11/40
- 3,509,580 5/1970 Rubenstein et al. 428/4

OTHER PUBLICATIONS

Goldschmiede Zeitung Nov. 1981 center of p. 109.

Primary Examiner—A. Hugo Word

Assistant Examiner—R. Seifert

Attorney, Agent, or Firm—Oldham, Oldham & Wilson

[57] **CLAIM**

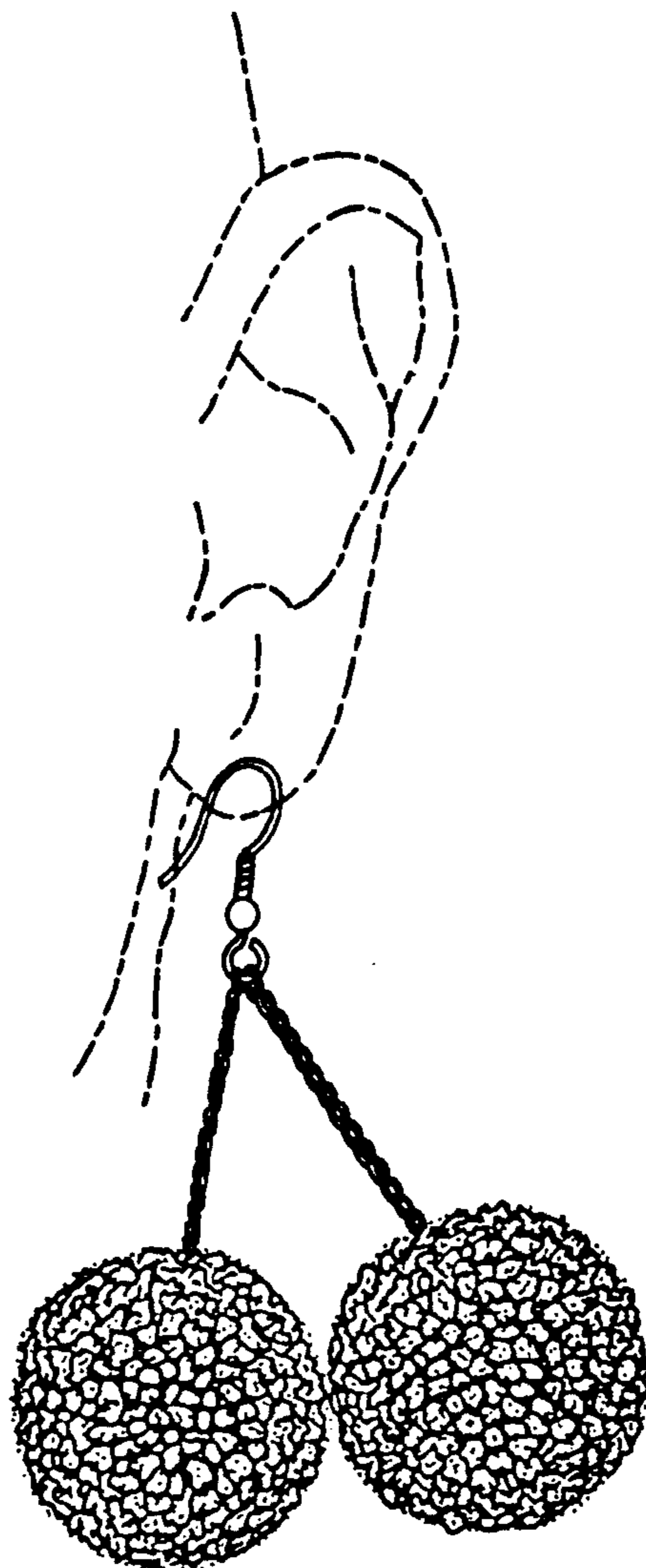
The ornamental design for an earring, as shown and described.

DESCRIPTION

FIG. 1 is a perspective view of an earring showing my new design the opposite side view being a mirror image; and,

FIG. 2 is a perspective view of an earring showing a second embodiment of my new design the opposite side view being a mirror image.

The broken line showing of an ear is for illustrative purposes only and forms no part of the claimed design.



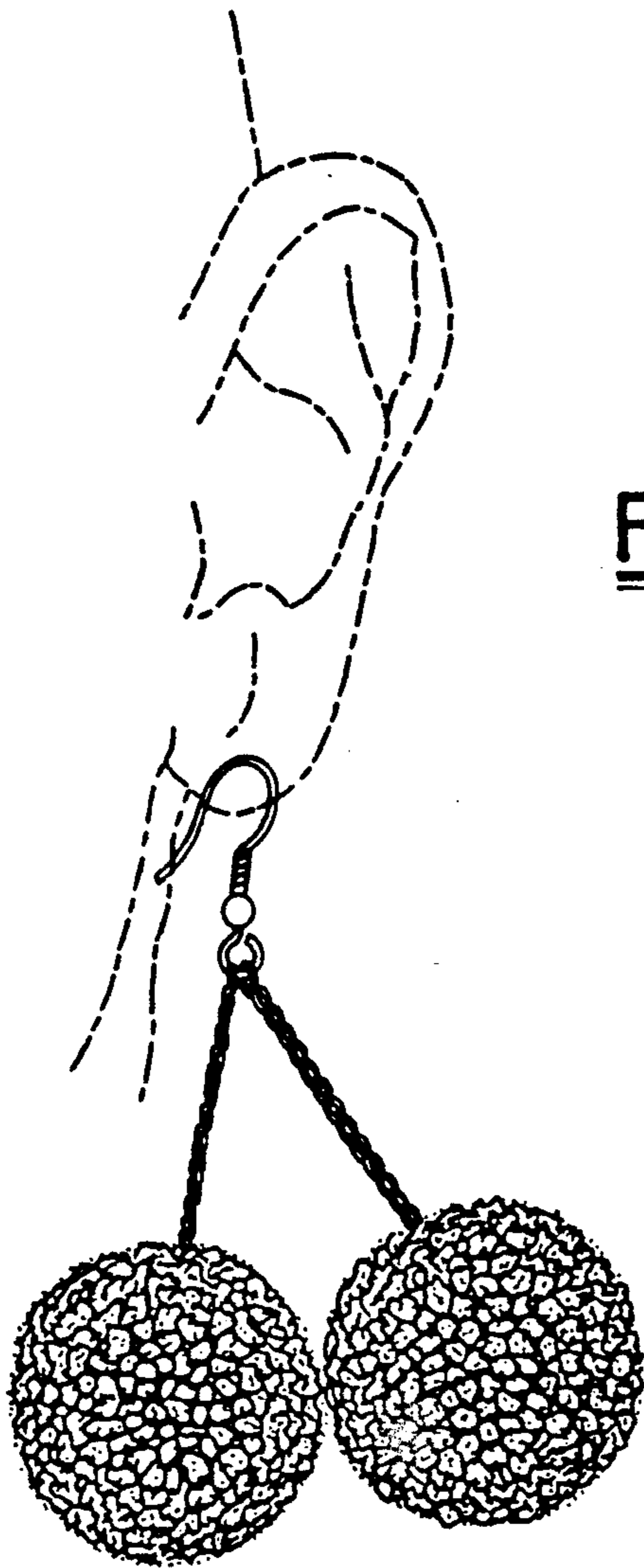


FIG.-1

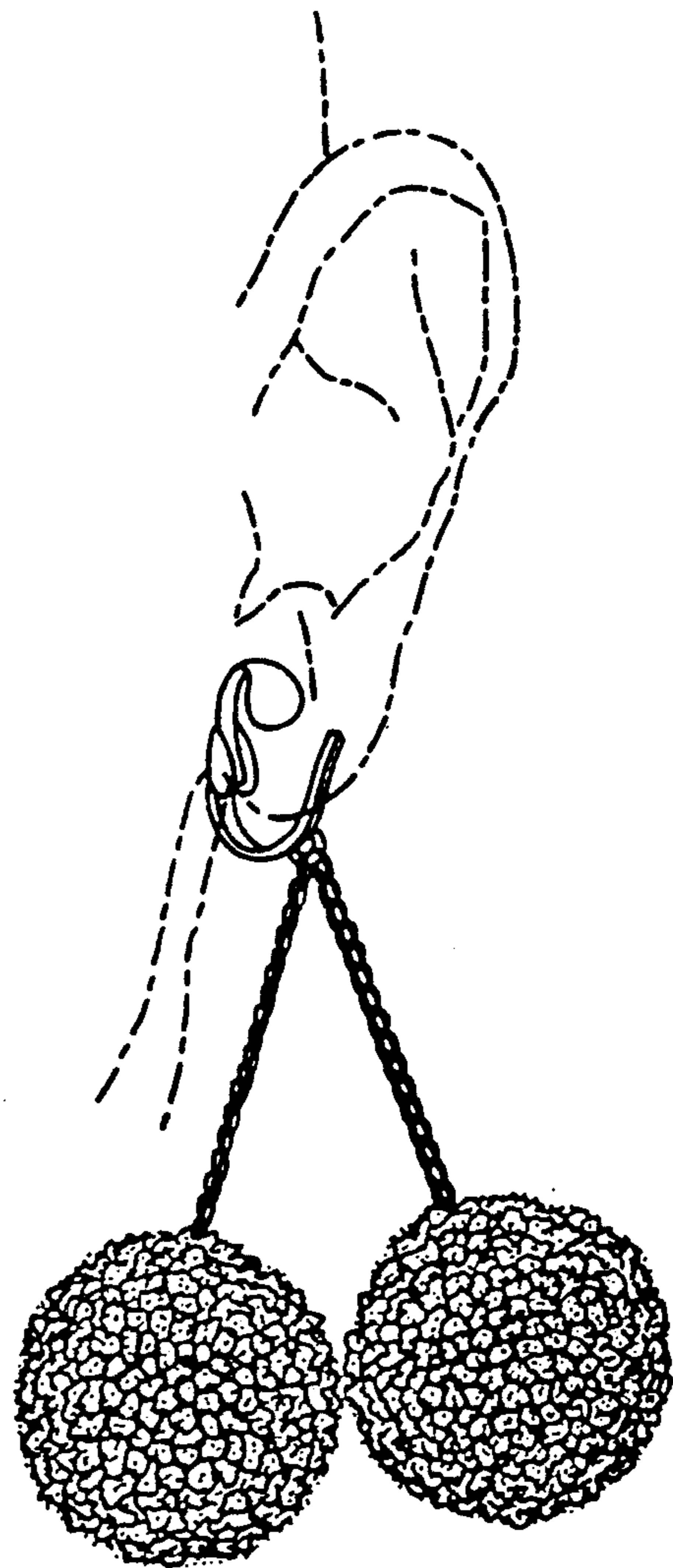


FIG.-2