



US00D333988S

**United States Patent** [19]  
**Dumas**

[11] **Patent Number: Des. 333,988**  
[45] **Date of Patent: \*\* Mar. 16, 1993**

[54] **WRISTWATCH CASE**

[75] **Inventor: Jean-Louis Dumas, Paris, France**  
[73] **Assignee: La Montre Hermes, Switzerland**  
[\*\*] **Term: 14 Years**  
[21] **Appl. No.: 620,592**  
[22] **Filed: Nov. 29, 1990**

[30] **Foreign Application Priority Data**

May 30, 1990 [WO] World Int. Prop. O. .... DM/016775  
[52] **U.S. Cl. .... D10/30; D10/38**  
[58] **Field of Search .... D10/1-40,**  
**D10/122-132; 368/276-277, 280-282, 285**

[56] **References Cited**

**U.S. PATENT DOCUMENTS**  
4,653,933 3/1987 Reicher ..... D10/38 X

**OTHER PUBLICATIONS**

*European Jeweler*—Feb. 1983—p. 87—watches at top.  
*Swiss Watch & Jewelry Journal*—Feb. 1988—p. 224—  
watch at top.

*Primary Examiner*—Nelson C. Holtje  
*Attorney, Agent, or Firm*—Mason, Fenwick & Lawrence

[57] **CLAIM**

An ornamental design for a wristwatch case, as shown  
and described.

**DESCRIPTION**

FIG. 1 is a top plan view of a wristwatch case showing  
my new design;  
FIG. 2 is a right side elevational view thereof;  
FIG. 3 is a left side elevational view thereof;  
FIG. 4 is a rear elevational view thereof;  
FIG. 5 is a front elevational view thereof; and,  
FIG. 6 is a bottom plan view thereof.

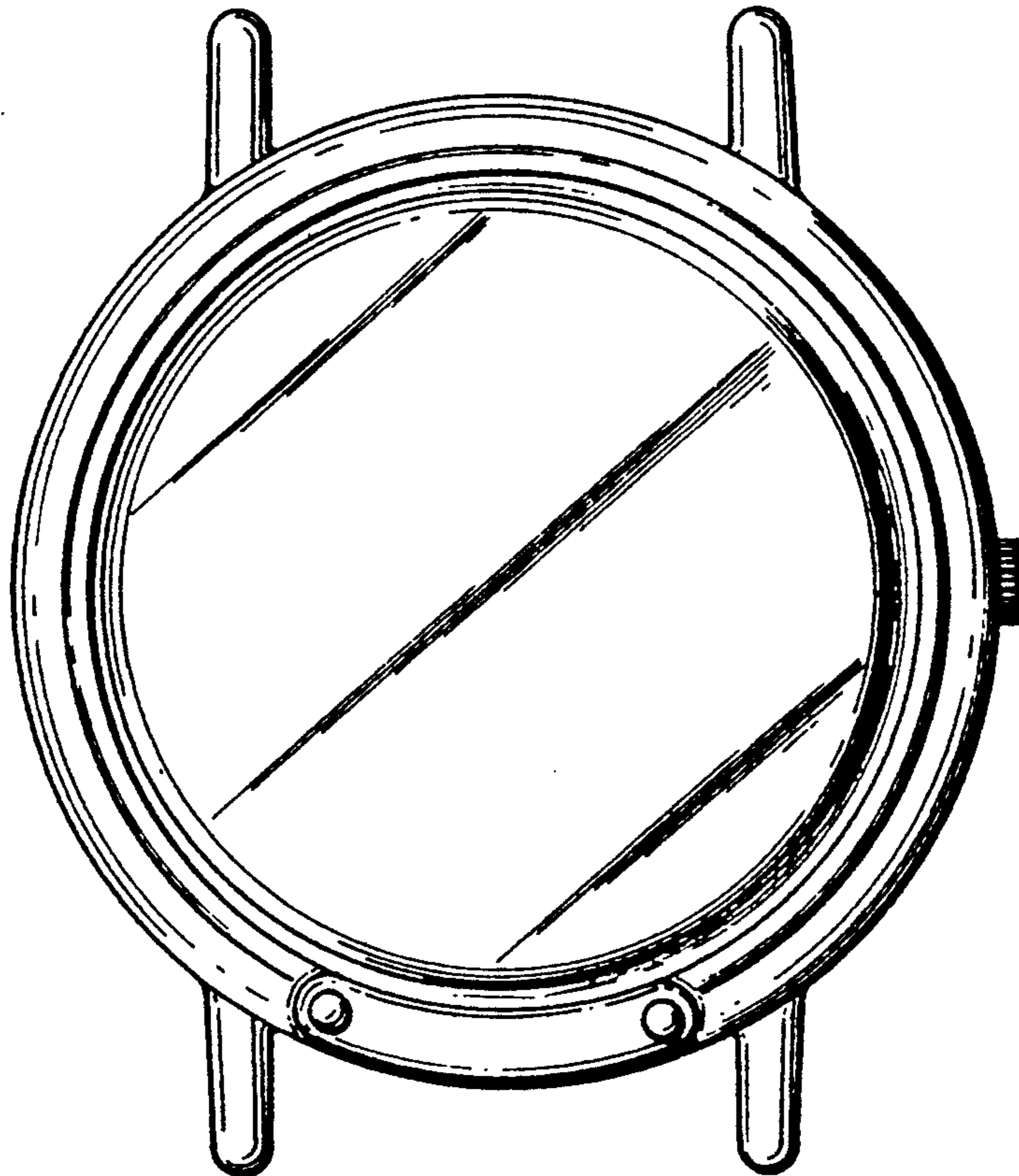




FIG. 3

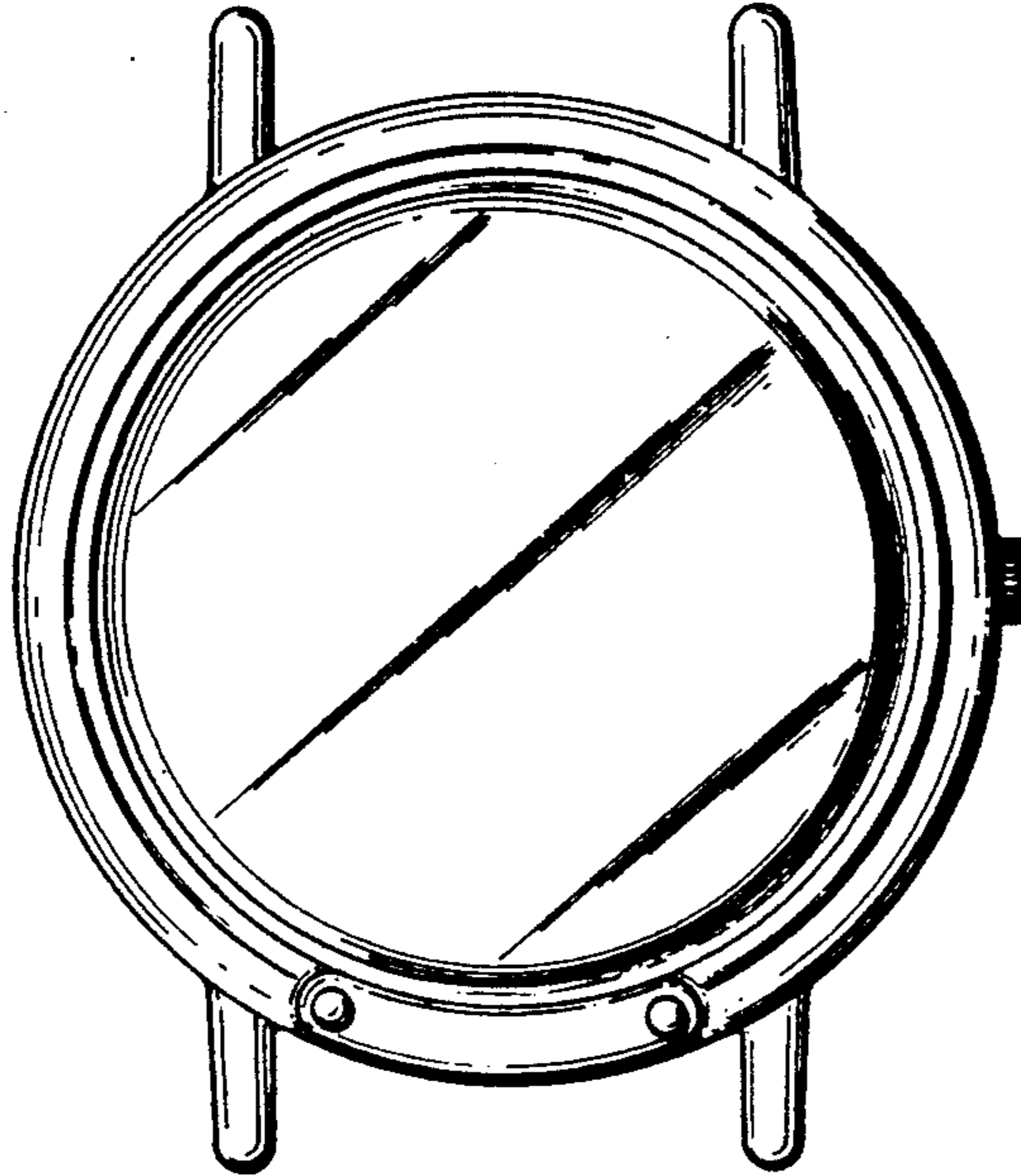


FIG. 1



FIG. 2




FIG. 4

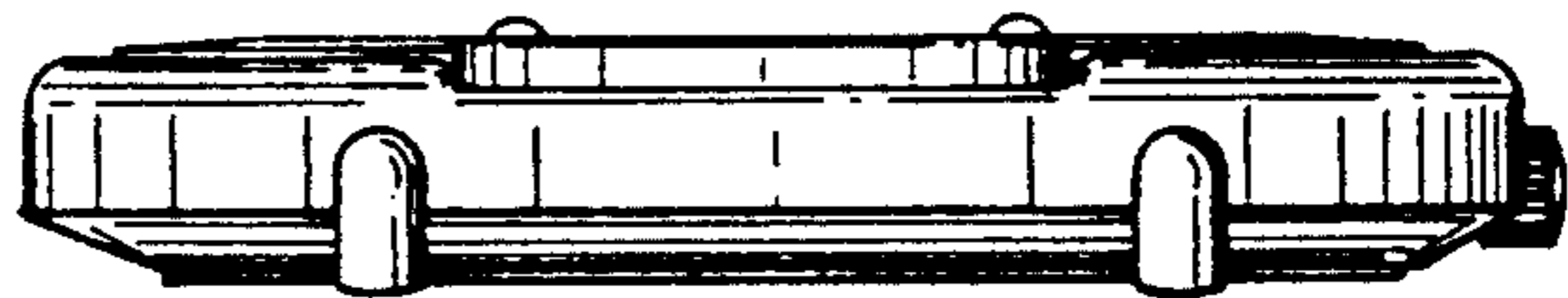


FIG. 5

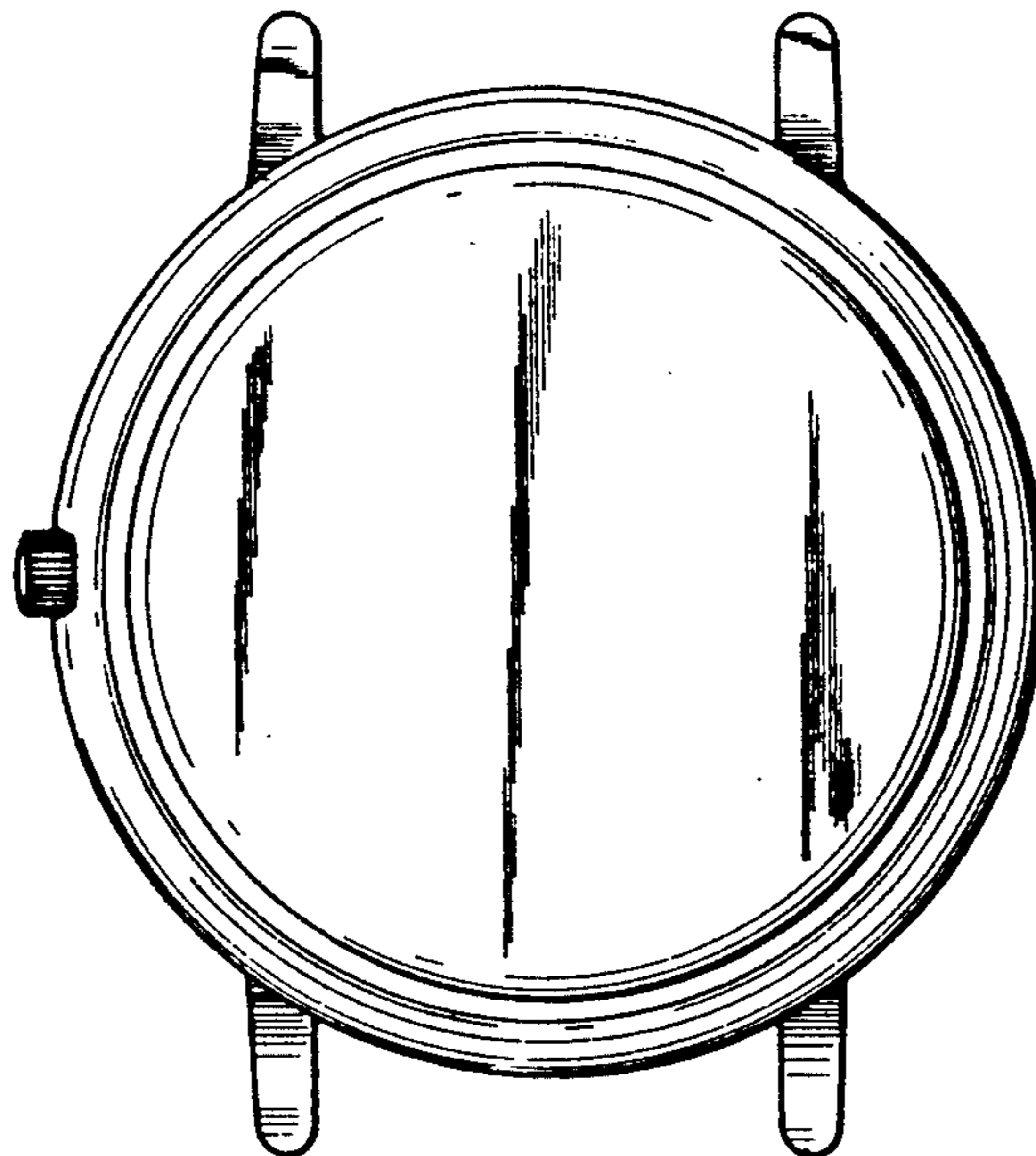


FIG. 6