



US00D333937S

# United States Patent [19]

[11] Patent Number: **Des. 333,937**

**Prosser**

[45] Date of Patent: **\*\* Mar. 16, 1993**

[54] **PULL CORD GRIP**

[75] Inventor: **Darren M. Prosser**, Portsmouth, England

[73] Assignee: **ITW Ltd.**, Windsor, England

[\*\*] Term: **14 Years**

[21] Appl. No.: **705,272**

[22] Filed: **May 24, 1991**

[52] U.S. Cl. .... **D6/581**

[58] Field of Search ..... **D13/129, 132, 154; 439/452, 453, 454, 461; 174/65 G, 153 G; 285/114, 195; D8/300, 307, 312; D2/316; D11/200, 201, 212, 213, 214, 221, 228; D6/580, 581**

[56] **References Cited**

**U.S. PATENT DOCUMENTS**

D. 126,722	4/1941	Schilling	.....	D13/131
D. 300,603	4/1989	Hill et al.	.....	D13/156 X
D. 308,122	5/1990	Markham et al.	.....	D30/160
D. 311,294	10/1990	Litowitz	.....	D6/580 X
948,321	2/1910	Grace	.....	174/46 X
1,586,348	5/1926	Allen	.....	174/152 G

1,983,347	12/1934	Daley et al.	.....	439/452 X
2,232,512	2/1941	Clifford	.....	D6/581 X
2,300,913	11/1942	Flaherty	.....	285/195 X
3,182,116	5/1965	Phillips	.....	174/40 R
4,526,409	7/1985	Schaefer	.....	285/114
4,802,444	2/1989	Markham et al.	.....	D30/160 X

**FOREIGN PATENT DOCUMENTS**

019638	5/1915	France	.....	439/453
--------	--------	--------	-------	---------

*Primary Examiner*—Wallace R. Burke

*Assistant Examiner*—Joel Sincavage

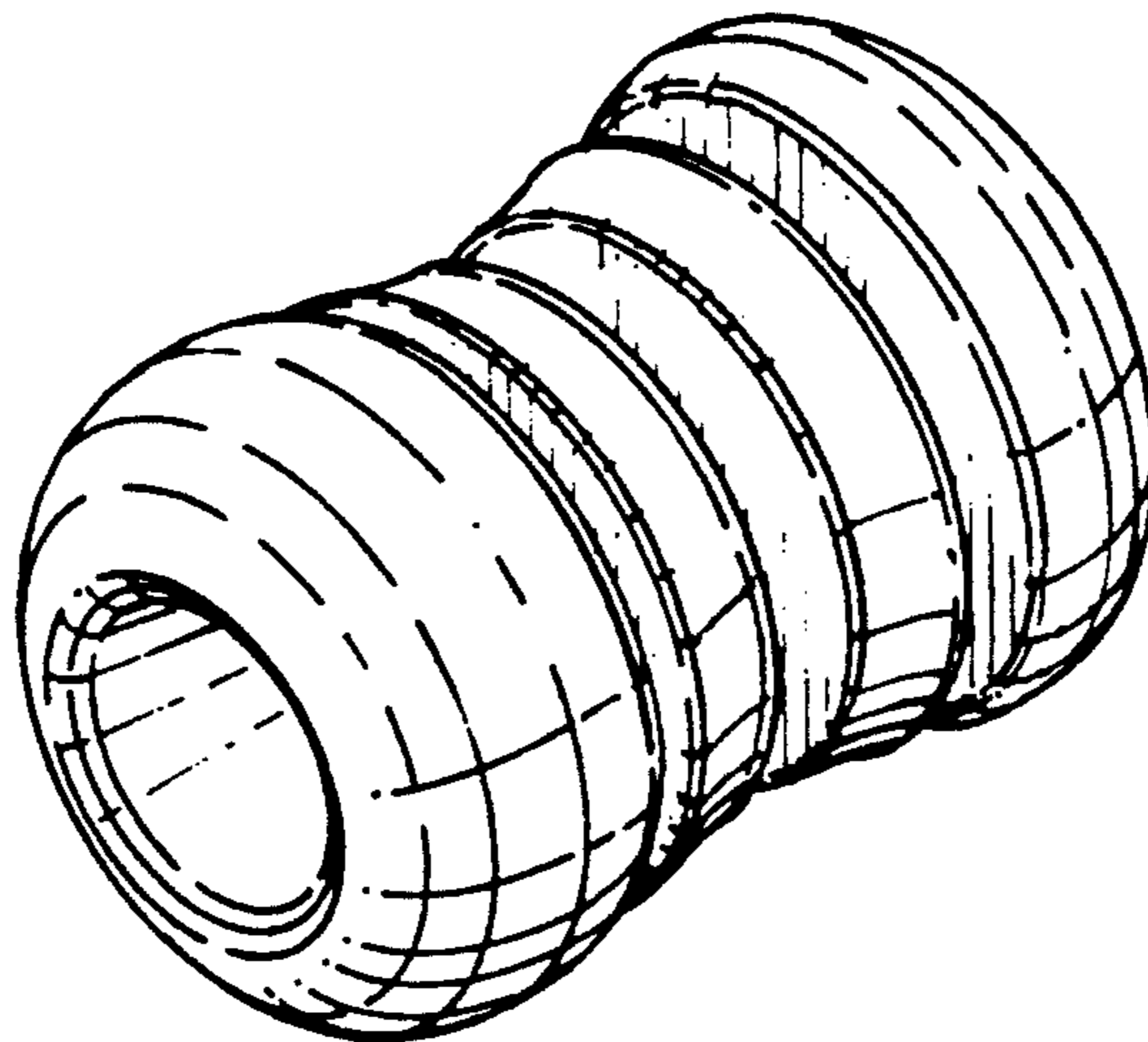
*Attorney, Agent, or Firm*—Schwartz & Weinrieb

[57] **CLAIM**

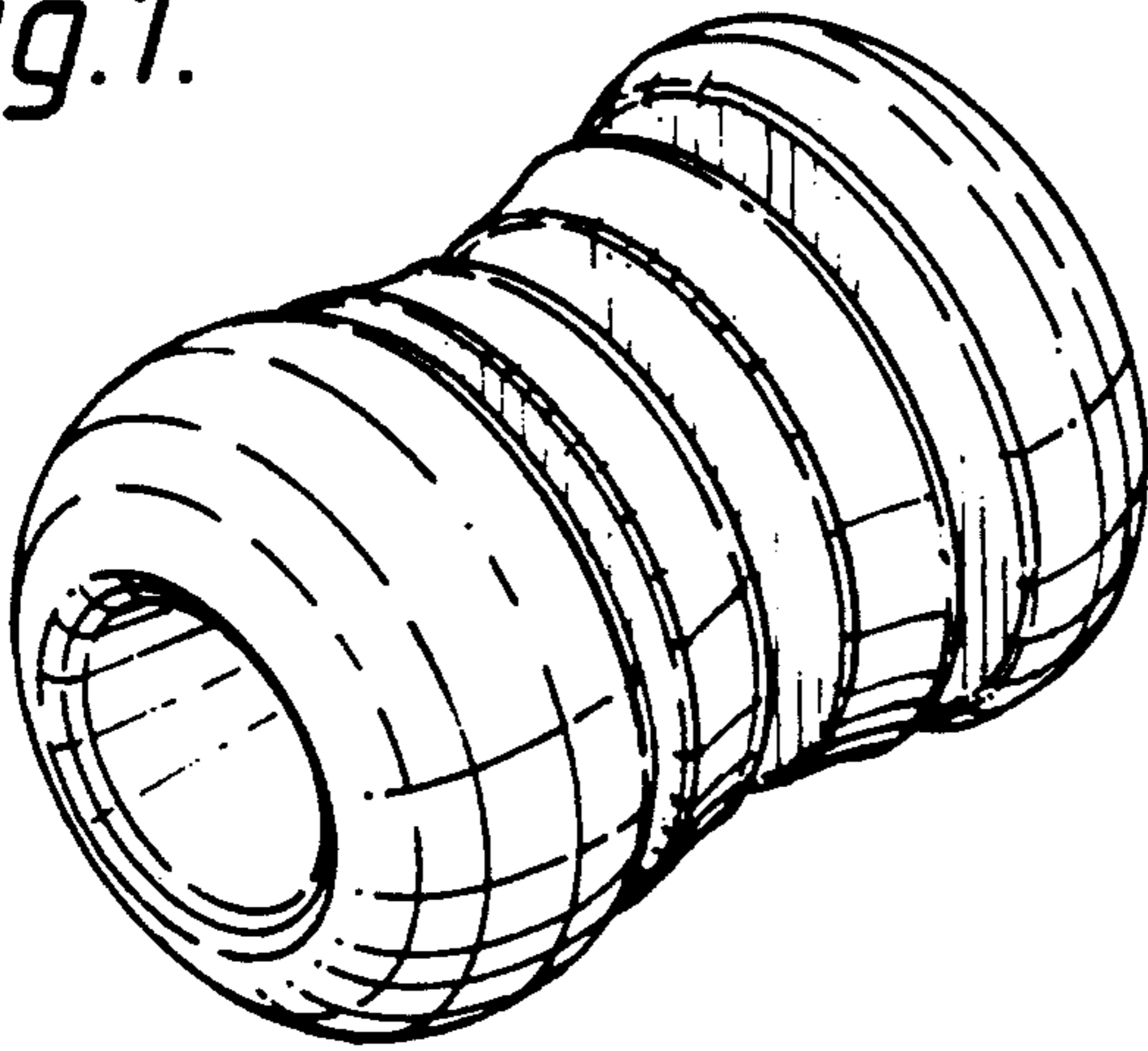
The ornamental design for a pull cord grip, as shown and described.

**DESCRIPTION**

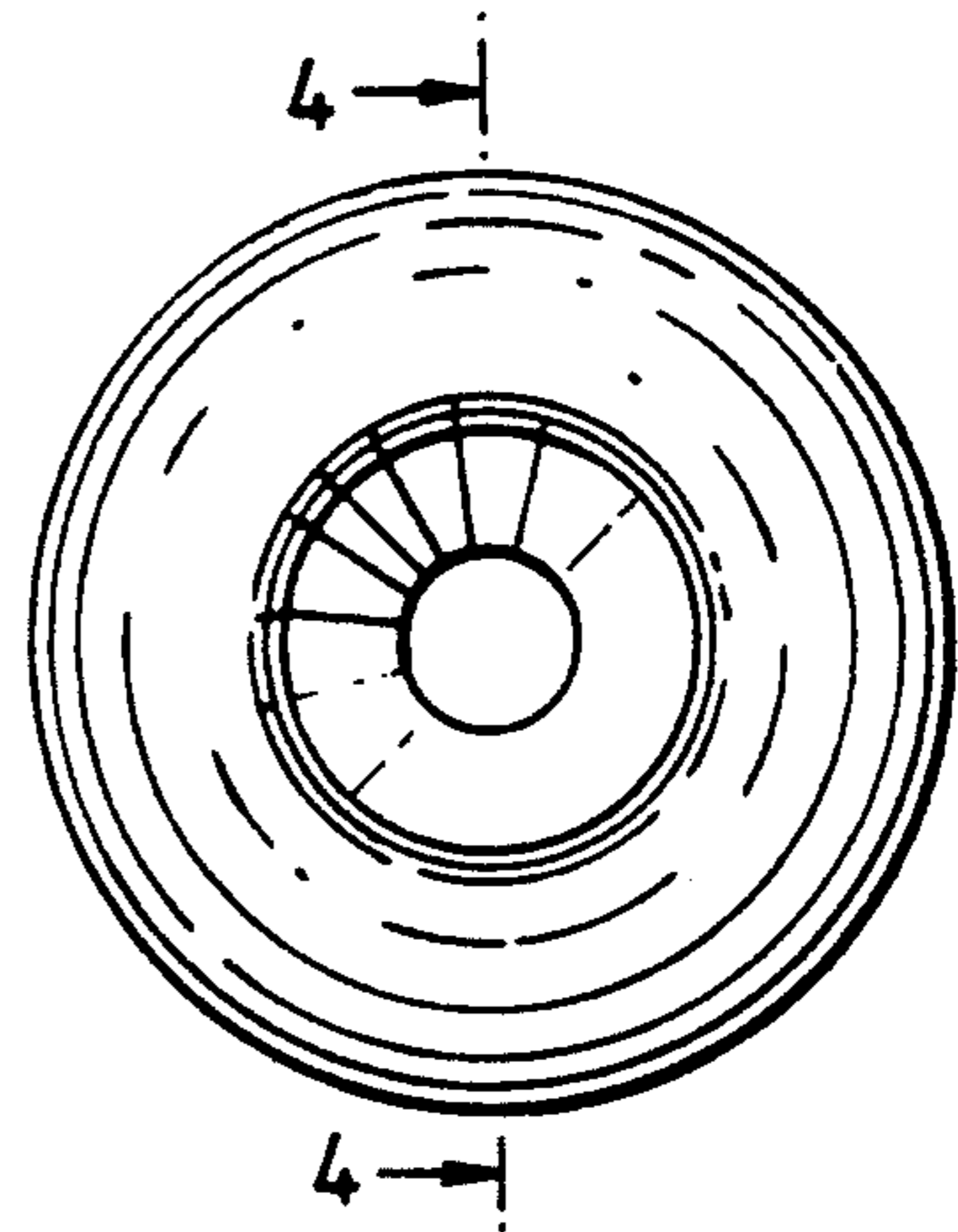
FIG. 1 is a perspective view from one end and side of a pull cord grip showing my new design;  
 FIG. 2 is a side elevation view thereof, the other side elevational view the same;  
 FIG. 3 is an end elevational view thereof, the other end elevational view being the same; and,  
 FIG. 4 is a cross-sectional view thereof, taken along the line 4—4 of FIG. 3.



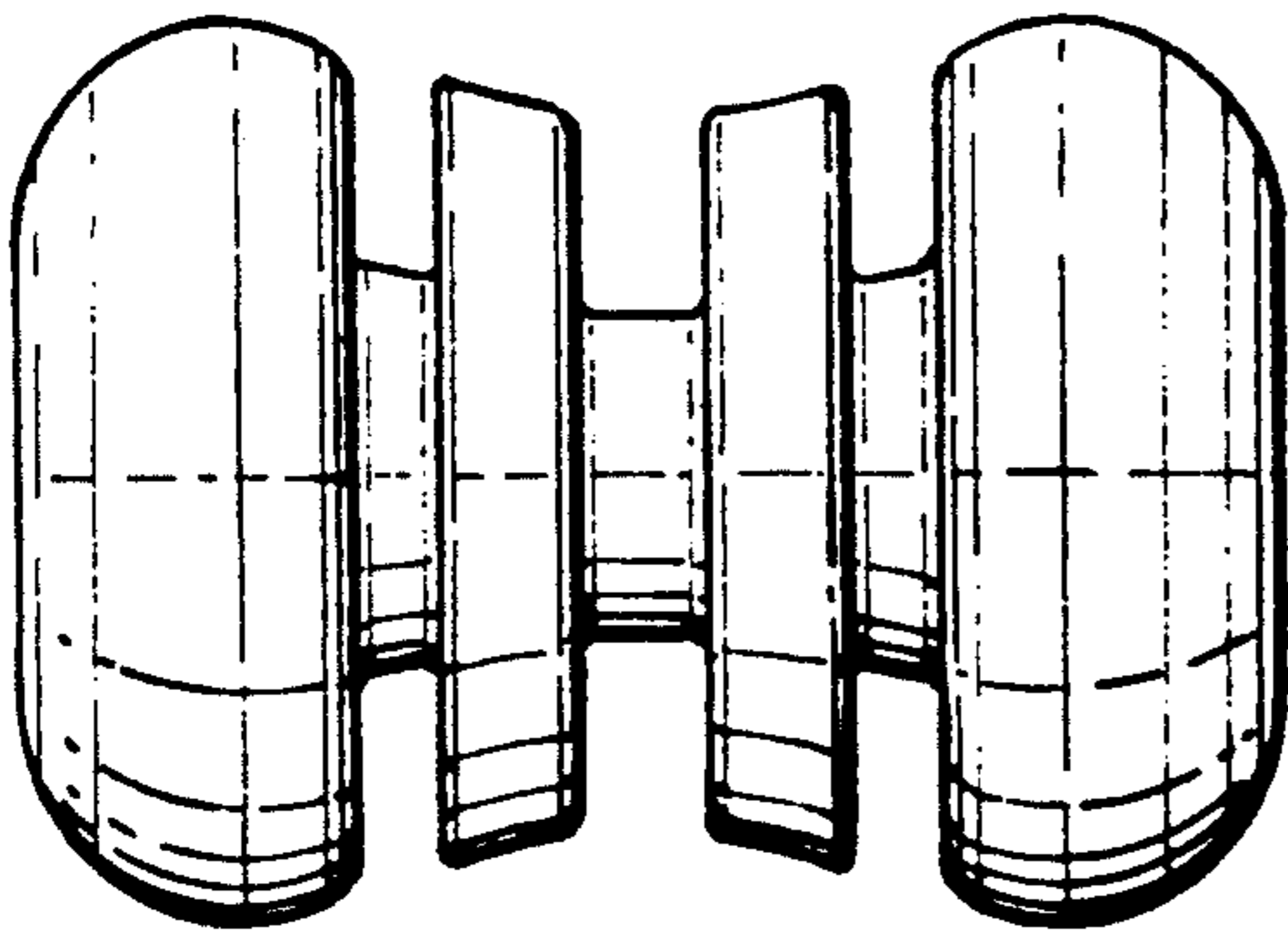
*Fig. 1.*



*Fig. 3.*



*Fig. 2.*



*Fig. 4.*

