



US00D333934S

United States Patent [19]

[11] Patent Number: **Des. 333,934**

Ozawa

[45] Date of Patent: **** Mar. 16, 1993**

[54] **DISPLAY HOLDER FOR A SHELF**

4,605,988 8/1986 Nienhuis et al. D6/510 X

[76] Inventor: **Kenzo Ozawa**, 1-4-15-714
Seishin-cho, Edogawa-ku, Tokyo,
Japan

Primary Examiner—Alan P. Douglas
Assistant Examiner—Janice E. Seeger
Attorney, Agent, or Firm—Sixbey, Friedman, Leedom &
Ferguson

[**] Term: **14 Years**

[57] **CLAIM**

[21] Appl. No.: **447,500**

The ornamental design for a display holder for a shelf,
as shown and described.

[22] Filed: **Dec. 7, 1989**

[30] **Foreign Application Priority Data**

DESCRIPTION

Jun. 7, 1989 [JP] Japan 1-20783

[52] U.S. Cl. **D6/491; D6/510**

[58] Field of Search **D6/491, 492-494,**
D6/509-511, 574, 475; 211/126, 153, 135;
108/111, 43, 144

FIG. 1 is a front elevational view of a display holder for
a shelf, showing my new design;
FIG. 2 is a side elevational view, the opposite side being
a mirror thereof;
FIG. 3 is a top plan view;
FIG. 4 is a bottom plan view;
FIG. 5 is a rear elevational view;
FIG. 6 is a cross-sectional view, taken along line 6—6 in
FIG. 3; and,
FIG. 7 is a perspective view thereof, the broken lines
are for environmental purposes only and form no part
of the claimed design.

[56] **References Cited**

U.S. PATENT DOCUMENTS

- D. 202,941 11/1965 Krause D6/475 X
- D. 222,817 1/1972 Kenmotsu D6/475
- D. 232,508 8/1974 Weight D6/510
- 3,097,746 7/1963 Handler et al. D6/510 X

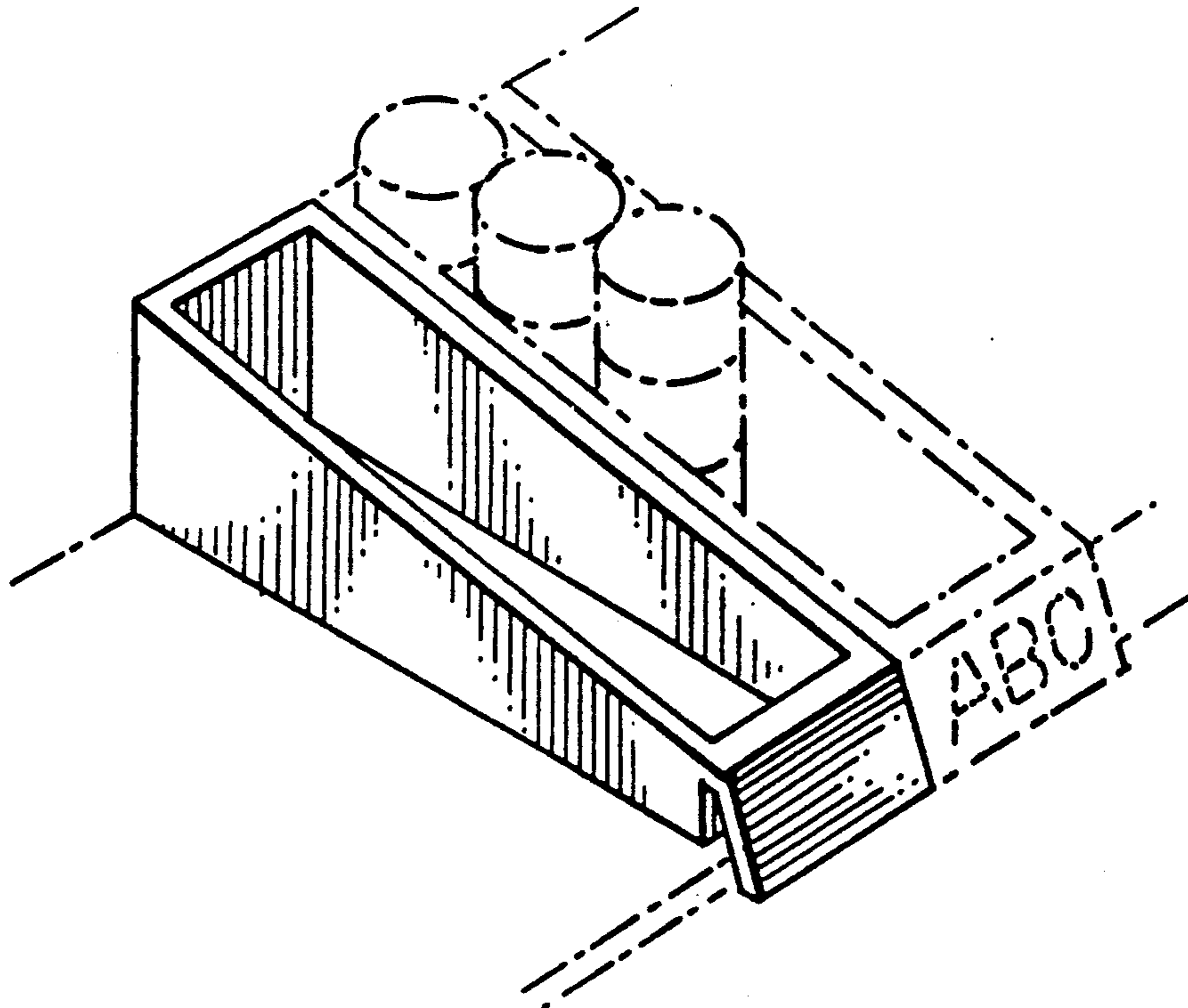


FIG. 1




FIG. 2

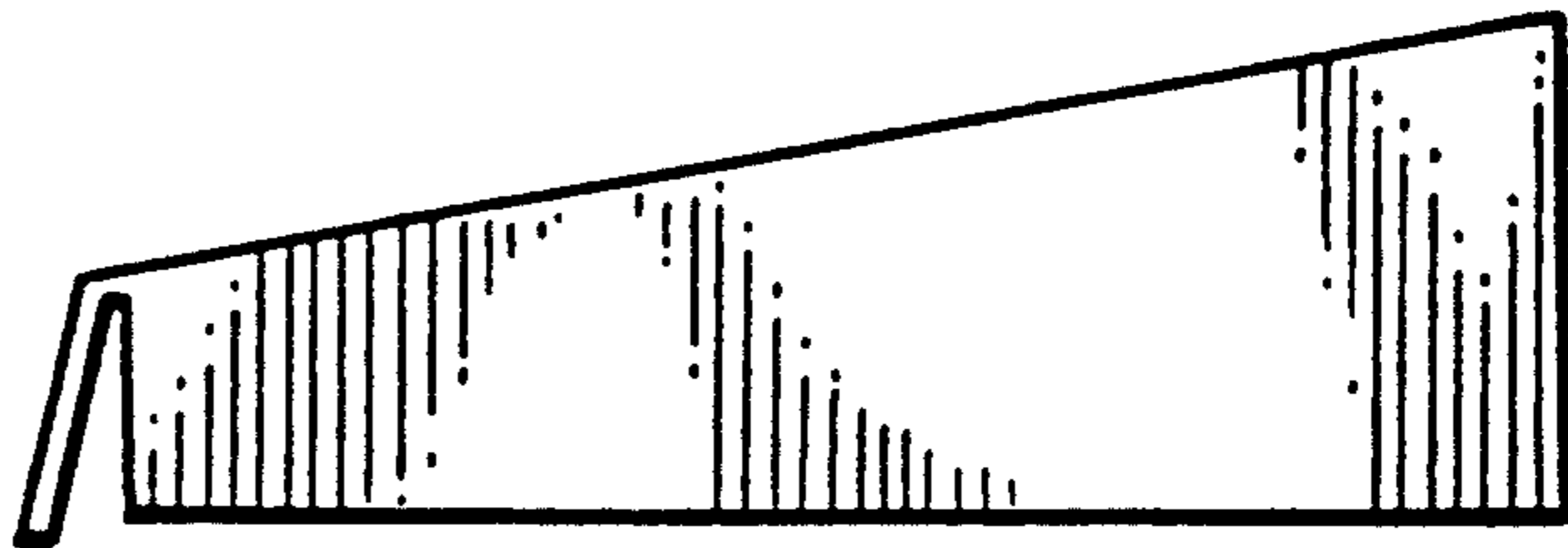


FIG. 3




FIG. 4




FIG. 5

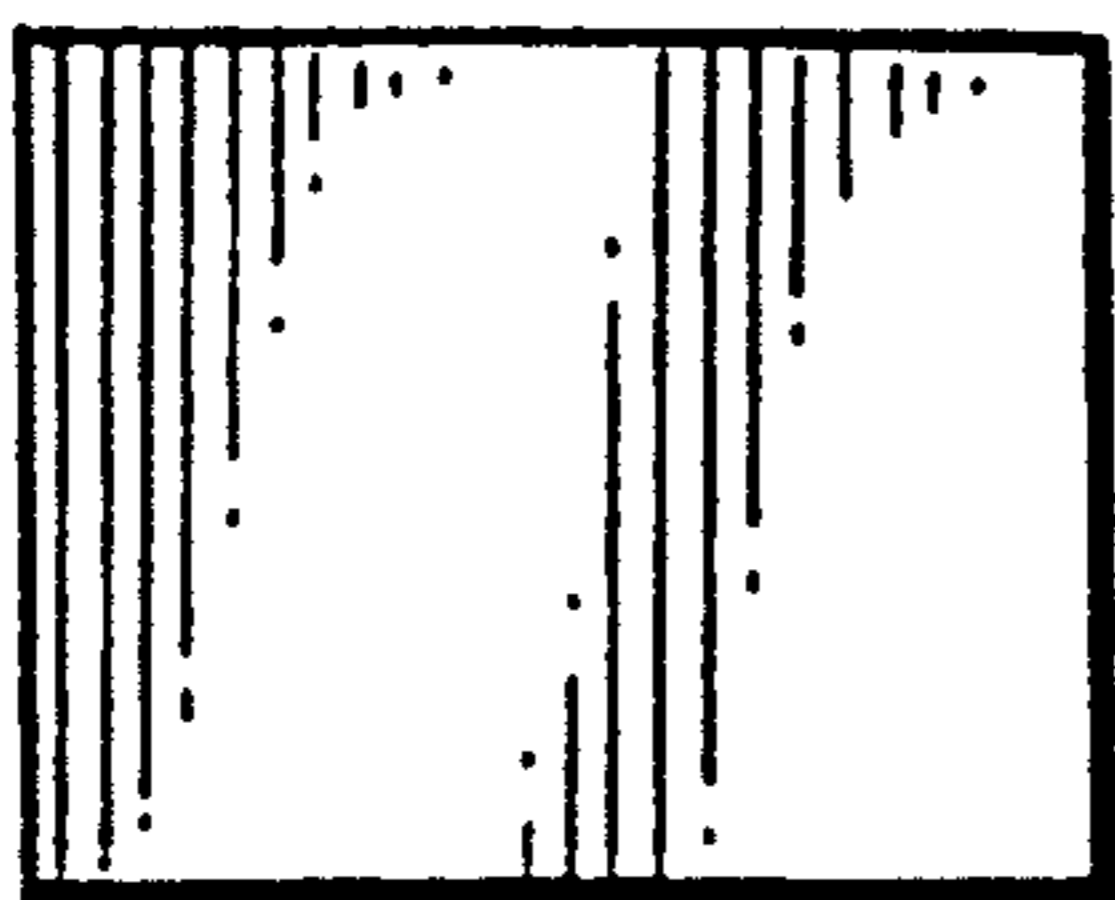


FIG. 6

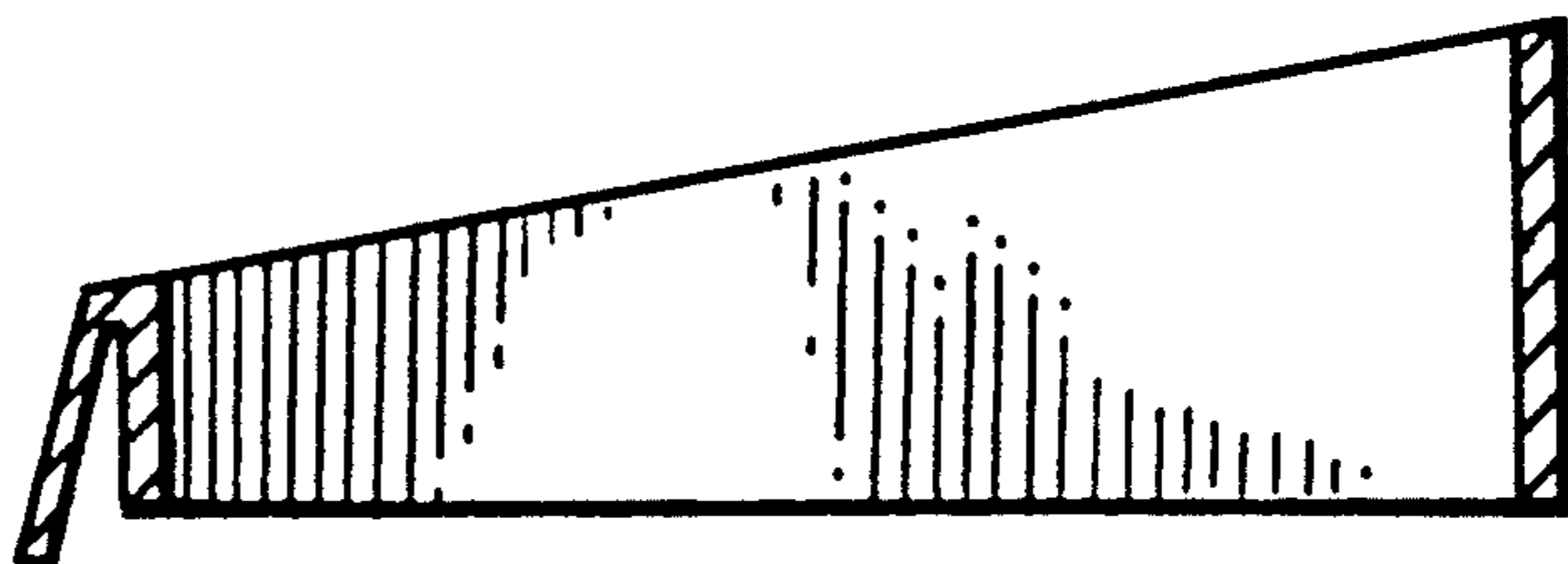


FIG. 7

