



US00D333919S

United States Patent [19]

Perry

[11] Patent Number: Des. 333,919

[45] Date of Patent: ** Mar. 16, 1993

[54] COMBINED TOOTHBRUSH HANDLE AND CASE THEREFOR

[75] Inventor: George B. Perry, Herfordshire, United Kingdom

[73] Assignee: Block Drug Company, Inc., Jersey City, N.J.

[**] Term: 14 Years

[21] Appl. No.: 617,856

[22] Filed: Nov. 26, 1990

[30] Foreign Application Priority Data

May 25, 1990 [GB] United Kingdom 2007152

[52] U.S. Cl. D4/108; D4/121

[58] Field of Search D4/101, 104-114, D4/116, 121, 130, 134, 136, 138, 199; D28/64; 15/159 R, 159 A, 160, 167.1-167.3, 184-185; 206/15.2-15.3, 361-362, 362.1-362.4

[56] References Cited

U.S. PATENT DOCUMENTS

D. 134,723 1/1943 Riksheim D4/108
2,112,658 3/1938 Rathbun 15/167.1 X

FOREIGN PATENT DOCUMENTS

0296903 12/1988 European Pat. Off. .
1034580 7/1953 France 15/185
288123 1/1953 Switzerland .

202189 8/1923 United Kingdom .

279018 2/1927 United Kingdom .

417028 9/1934 United Kingdom .

Primary Examiner—Wallace R. Burke

Assistant Examiner—Lavone D. Tabor

Attorney, Agent, or Firm—Ostrolenk, Faber, Gerb & Soffen

[57] CLAIM

The ornamental design for a combined toothbrush handle and case therefor, as shown and described.

DESCRIPTION

FIG. 1 is a side elevational view of a combined toothbrush handle and case therefor showing my new design, the opposite side being a mirror image;

FIG. 2 is a left end elevational view thereof;

FIG. 3 is a right end elevational view thereof;

FIG. 4 is a top plan view thereof;

FIG. 5 is a bottom plan view thereof;

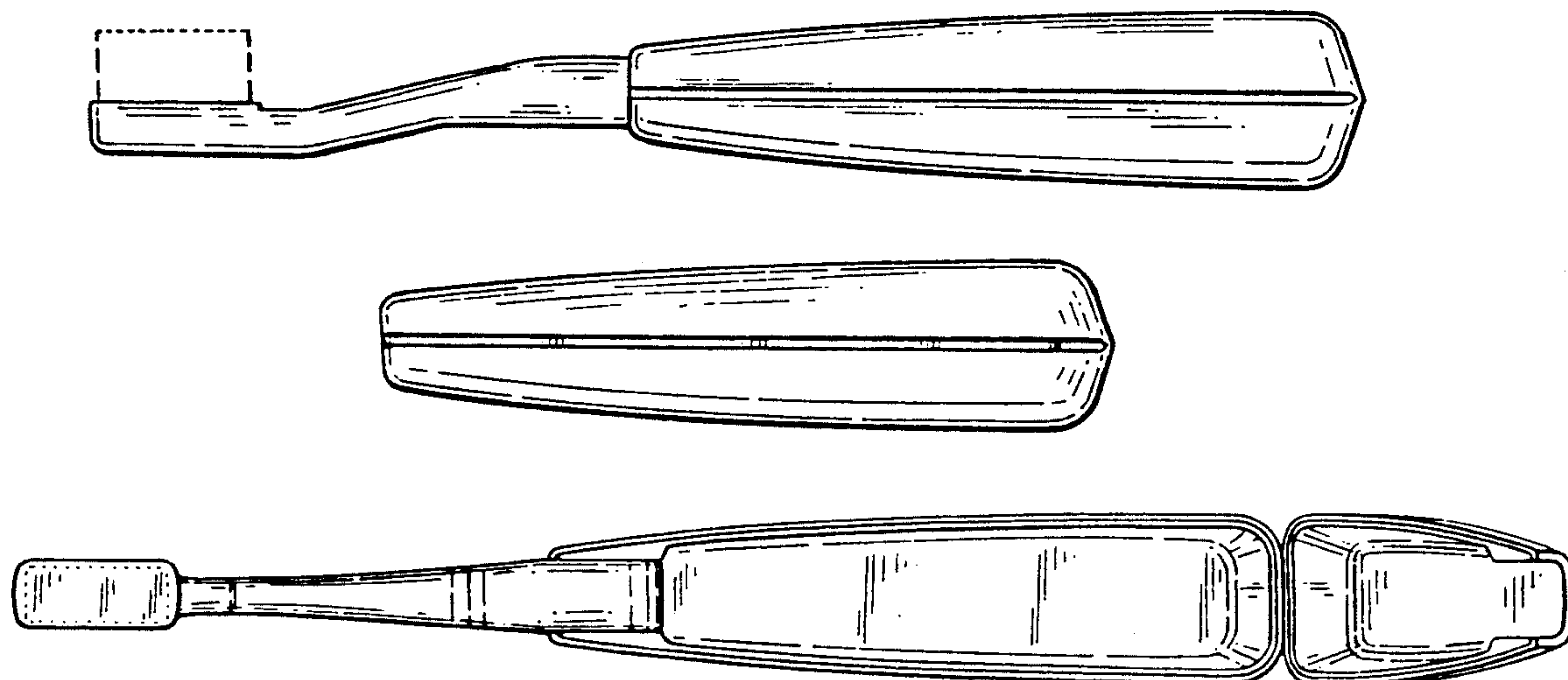
FIG. 6 is a side elevational view thereof with the toothbrush being enclosed in the case;

FIG. 7 is a left end elevational view thereof;

FIG. 8 is a side elevational view thereof shown with the case open and the toothbrush in position for use when the case is closed; and,

FIG. 9 is a top plan view thereof.

The broken line showing of bristles in FIGS. 1, 3, 8, and 9 is for illustrative purposes only and forms no part of the claimed design.



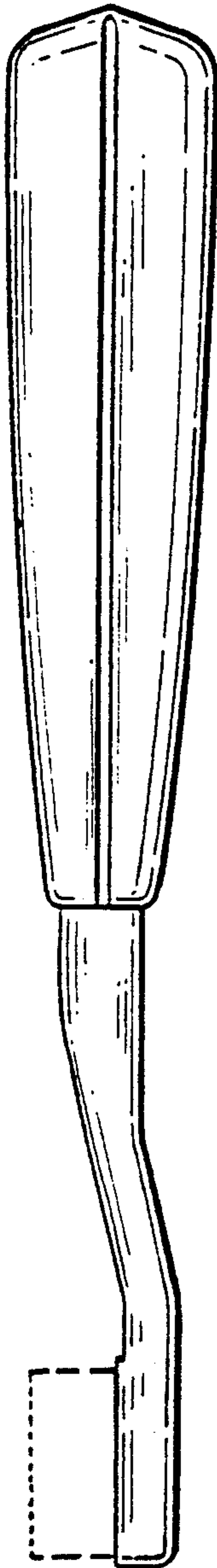


FIG. 1

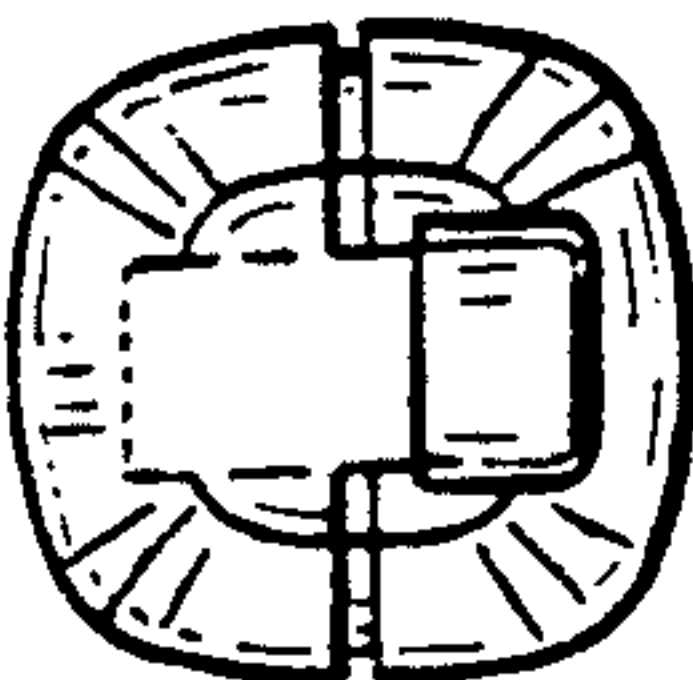


FIG. 2

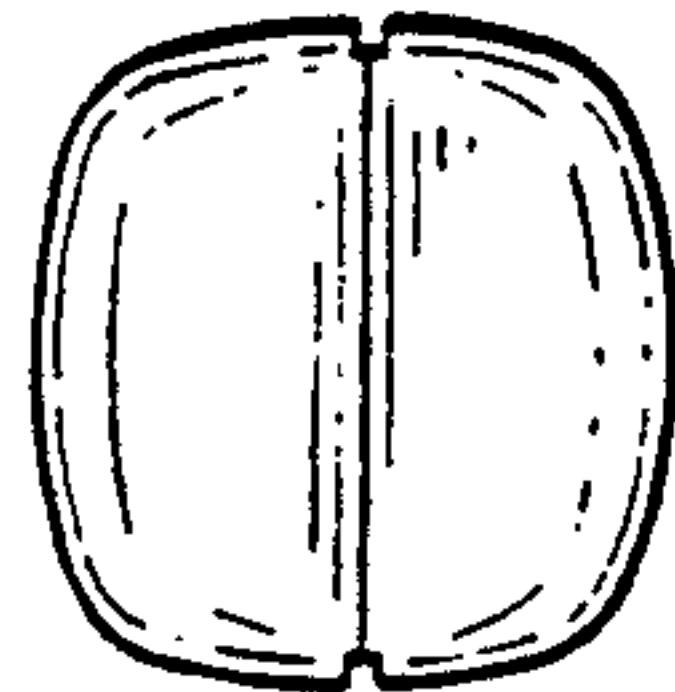


FIG. 3



FIG. 4

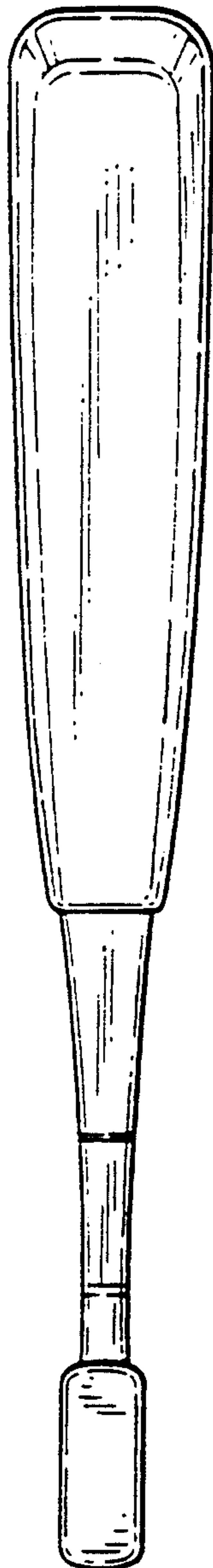


FIG. 5

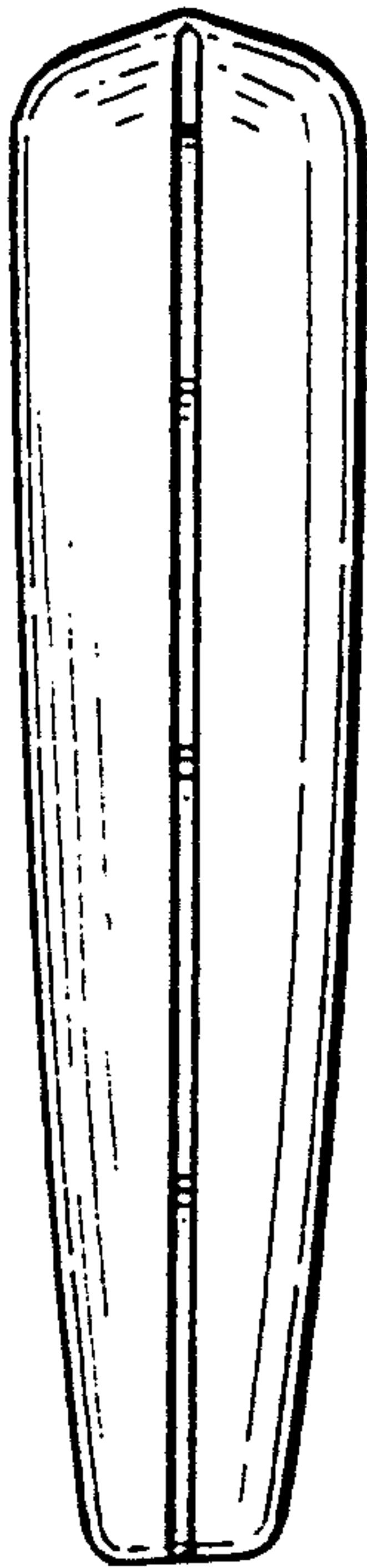


FIG. 6

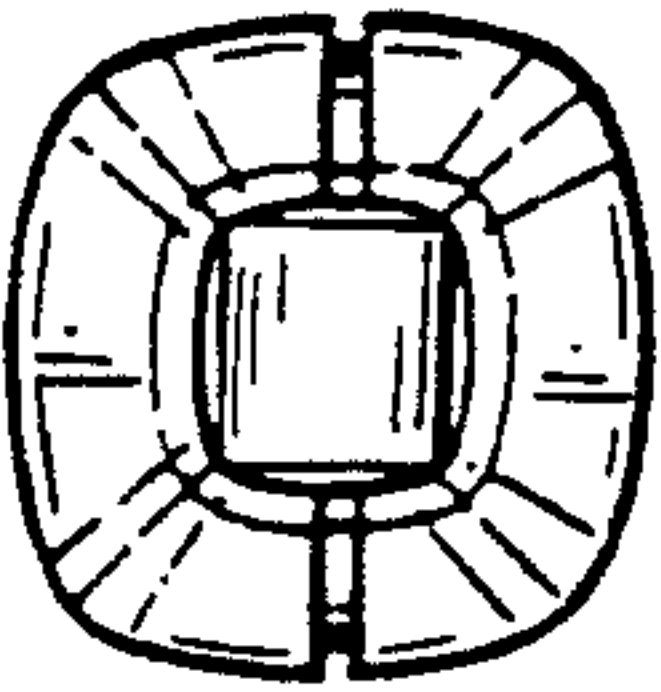


FIG. 7

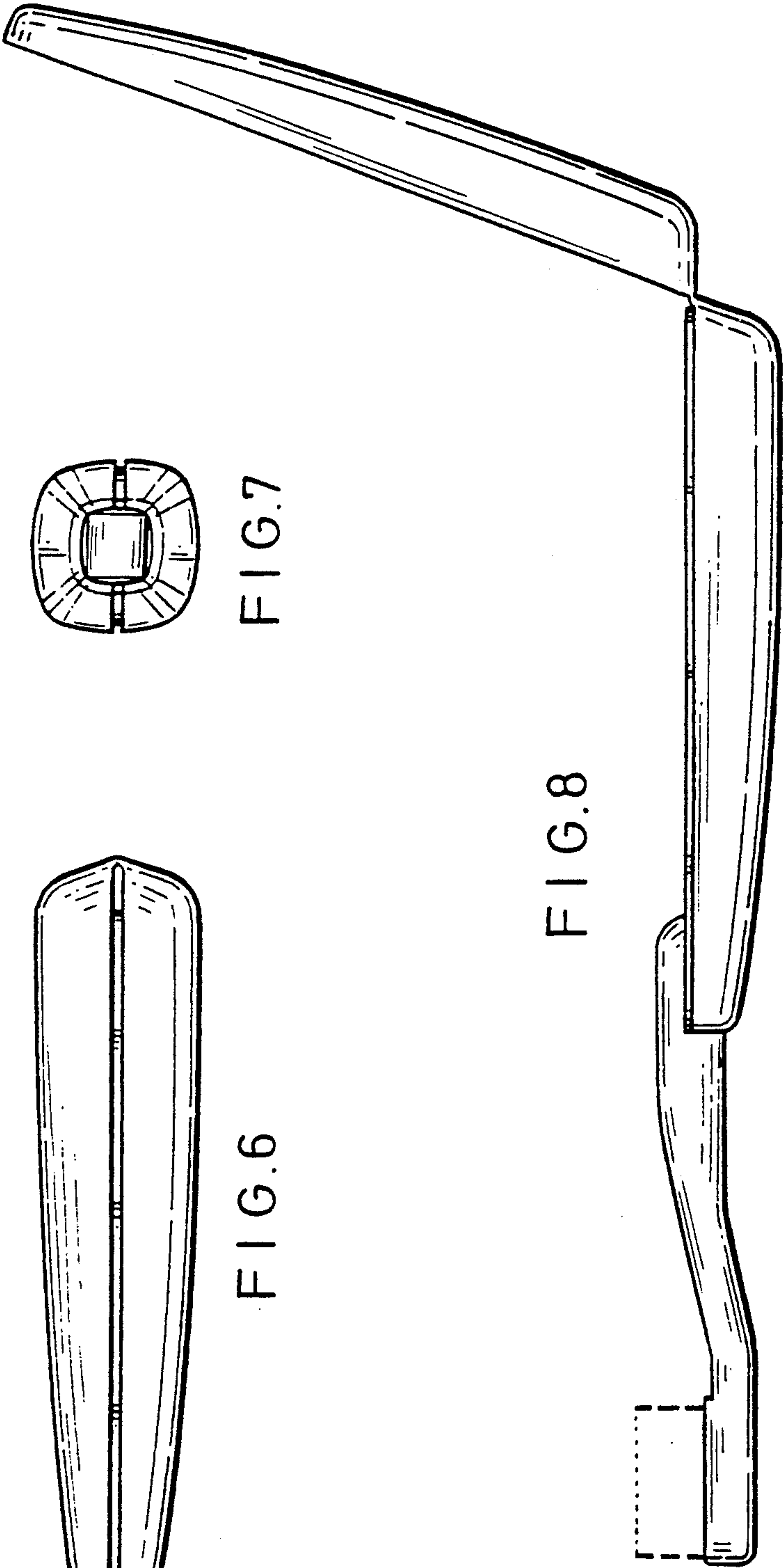


FIG. 8

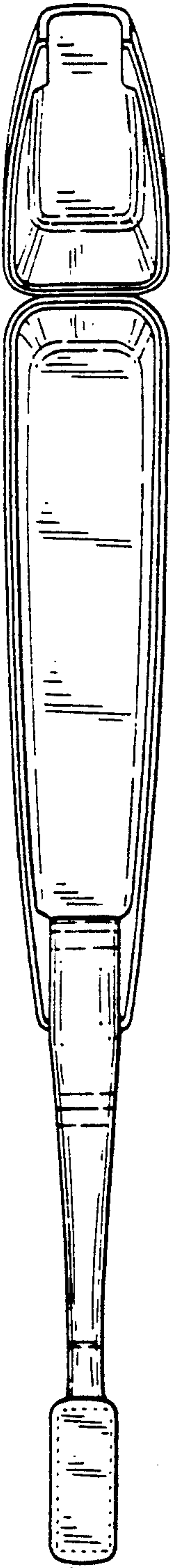


FIG. 9