



US00D333918S

# United States Patent [19]

[11] Patent Number: **Des. 333,918**

Curtis et al.

[45] Date of Patent: **\*\* Mar. 16, 1993**

[54] **TOOTHBRUSH**

[75] Inventors: **John P. Curtis, Bloomsby; Kedar N. Rustogi, Kendall Park, both of N.J.; John C. Crawford, Lake Mahopac, N.Y.; James H. Kemp, Piscataway, N.J.; Thomas E. Mintel, Rahway, N.J.; Bert D. Heinzelman, Tenafly, N.J.**

[73] Assignee: **Colgate-Palmolive Company, New York, N.Y.**

[\*\*] Term: **14 Years**

[21] Appl. No.: **502,138**

[22] Filed: **Mar. 29, 1990**

[52] U.S. Cl. .... **D4/104**

[58] Field of Search ..... **D4/101, 104-114, D4/130, 132, 134, 136, 138, 199; D28/64; 15/22.1-22.2, 23-28, 143 R, 159 R, 159 A, 160, 167.1-167.3, 176.1, DIG. 5-DIG. 6; 132/308-311**

[56] **References Cited**

**U.S. PATENT DOCUMENTS**

D. 251,03	2/1979	Hill et al. ....	D4/104
D. 45,572	4/1914	Sarrazin .....	D4/104
D. 172,693	7/1954	Wibbelsman et al. ....	D4/104
D. 190,166	4/1961	Huxtable .....	D4/138
D. 204,869	5/1966	Solberg .....	D4/104
D. 209,736	1/1968	Halm .....	D4/104
D. 219,256	11/1970	Dick .....	D4/104
D. 240,981	8/1976	Hill et al. ....	D4/104
D. 255,511	6/1980	Hill et al. ....	D4/104
D. 258,999	4/1981	Eglar .....	D4/108
D. 259,976	7/1981	Seelig .....	D4/104
D. 266,459	12/1982	Cassett .....	D4/104
D. 268,795	5/1983	Ohama .....	D4/104
D. 270,972	10/1983	Rosofsky .....	D4/104
D. 273,724	5/1984	Gillow .....	D4/104
D. 277,321	1/1985	Gant .....	D4/104
D. 278,661	5/1985	Gelsen .....	D4/104
D. 284,528	7/1986	Jurado .....	D4/105
D. 287,790	1/1987	Fay .....	D4/104
D. 288,148	2/1987	Malgrain .....	D4/104
D. 289,704	5/1987	Marthaler et al. ....	D4/104
D. 301,397	6/1989	Lacher .....	D4/104
D. 309,375	7/1990	Ahlstroem et al. ....	D4/104

1,382,681	6/1921	Segal .....	15/167.1
1,984,787	12/1934	Elliot .....	15/167.1
2,084,873	6/1937	Strause .....	15/167.1
2,168,964	8/1939	Strasser .....	15/167.1
2,209,173	7/1940	Russell .....	15/167.1
2,429,740	10/1947	Aufsesser .....	15/167.1
2,567,080	9/1951	Pifer .....	15/167.1
2,736,917	3/1956	Goldstein et al. ....	15/167.1
2,813,290	11/1957	Aschenbach .....	401/184
2,814,818	12/1957	Birse .....	15/167.1
3,067,447	12/1962	Birch .....	15/167.1
3,193,864	7/1965	Makowsky .....	15/167.1
3,229,318	1/1966	Clemens .....	15/167.1
3,359,588	12/1967	Kobler .....	15/167.1
3,618,154	11/1971	Muhler et al. ....	15/167.1
3,722,020	3/1973	Hills .....	15/167.1
4,010,509	3/1977	Huish .....	15/167.1
4,033,008	7/1977	Warren et al. ....	15/167.1
4,051,571	10/1977	Ayers .....	15/167.1
4,268,933	5/1981	Papas .....	15/167.1
4,288,883	9/1981	Dolinsky .....	15/167.1
4,519,111	5/1985	Cavazza .....	15/167.1
4,667,360	5/1987	Marthaler et al. ....	15/167.1
4,679,272	7/1987	Florence .....	15/106
4,706,322	11/1987	Nicolas .....	15/167.1
4,729,142	3/1988	Yoshioka .....	15/167.1
4,776,054	10/1988	Rauch .....	15/167.1
4,802,255	2/1989	Breuer et al. ....	15/159 A

**FOREIGN PATENT DOCUMENTS**

42349	6/1977	Belgium .	
1139096	11/1962	Fed. Rep. of Germany ....	15/167.1
2624360	6/1989	France .	
324623	11/1957	Switzerland .	
705725	3/1954	United Kingdom .	

*Primary Examiner*—Wallace R. Burke  
*Assistant Examiner*—Lavone D. Tabor  
*Attorney, Agent, or Firm*—Robert C. Sullivan; Richard J. Ancel

[57] **CLAIM**

The ornamental design for a toothbrush, as shown and described.

**DESCRIPTION**

FIG. 1 is a top plan view of a toothbrush showing our new design;  
FIG. 2 is a right side elevational view thereof;




FIG. 3 is a bottom plan view thereof;

FIG. 4 is an elevational view as seen from the handle end thereof;

FIG. 5 is an elevational view as seen from the bristled end thereof;

FIG. 6 is a left side elevational view thereof;

FIG. 7 is an enlarged perspective view thereof;

FIG. 8 is a top plan view of a second embodiment of the design shown in FIG. 1;

FIG. 9 is a right side elevational view thereof;

FIG. 10 is a bottom plan view thereof;

FIG. 11 is an elevational view as seen from the handle end thereof;

FIG. 12 is an elevational view as seen from the bristled end thereof;

FIG. 13 is a left side elevational view thereof; and,

FIG. 14 is an enlarged perspective view thereof.

FIG. 1



FIG. 2




FIG. 3

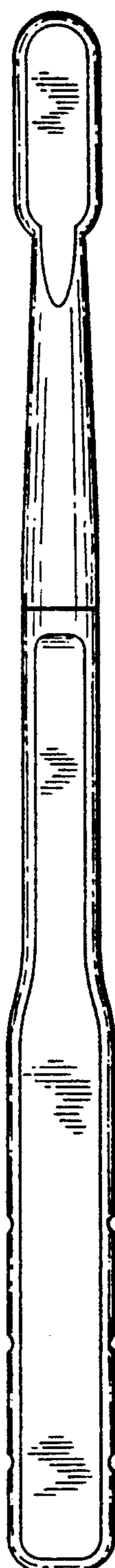


FIG. 6

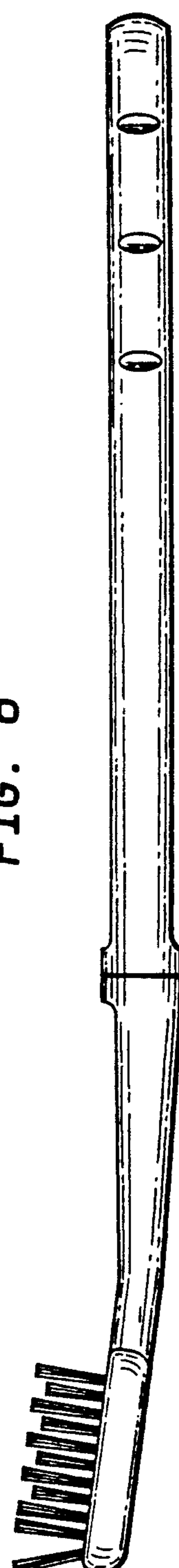


FIG. 5

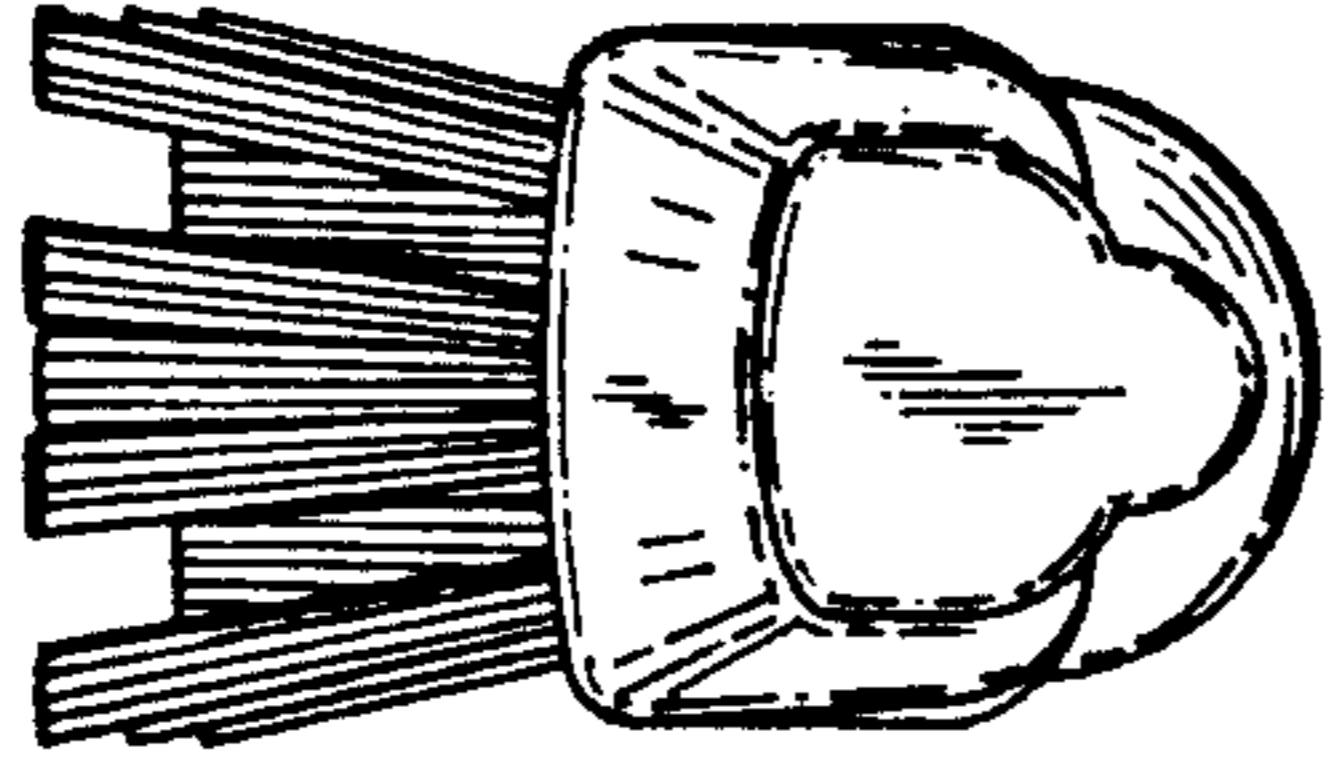


FIG. 4

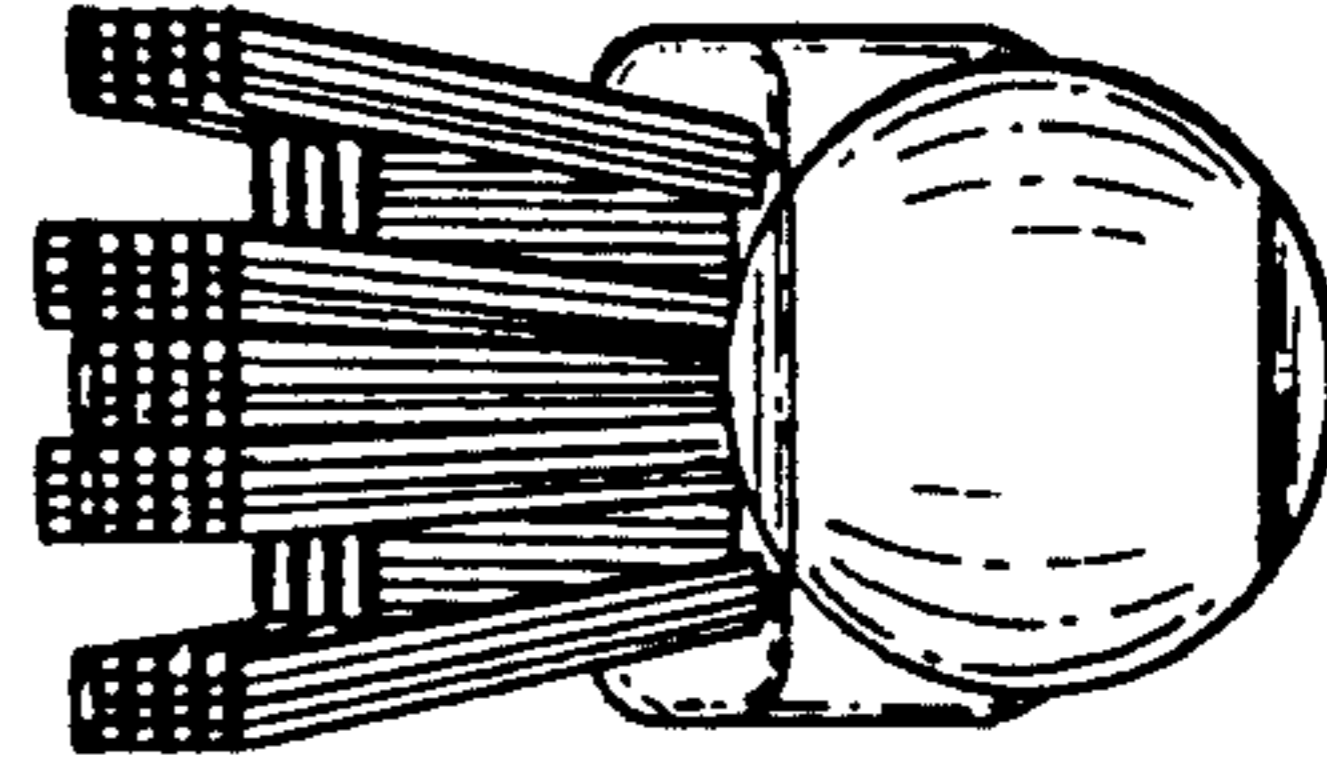


FIG. 7

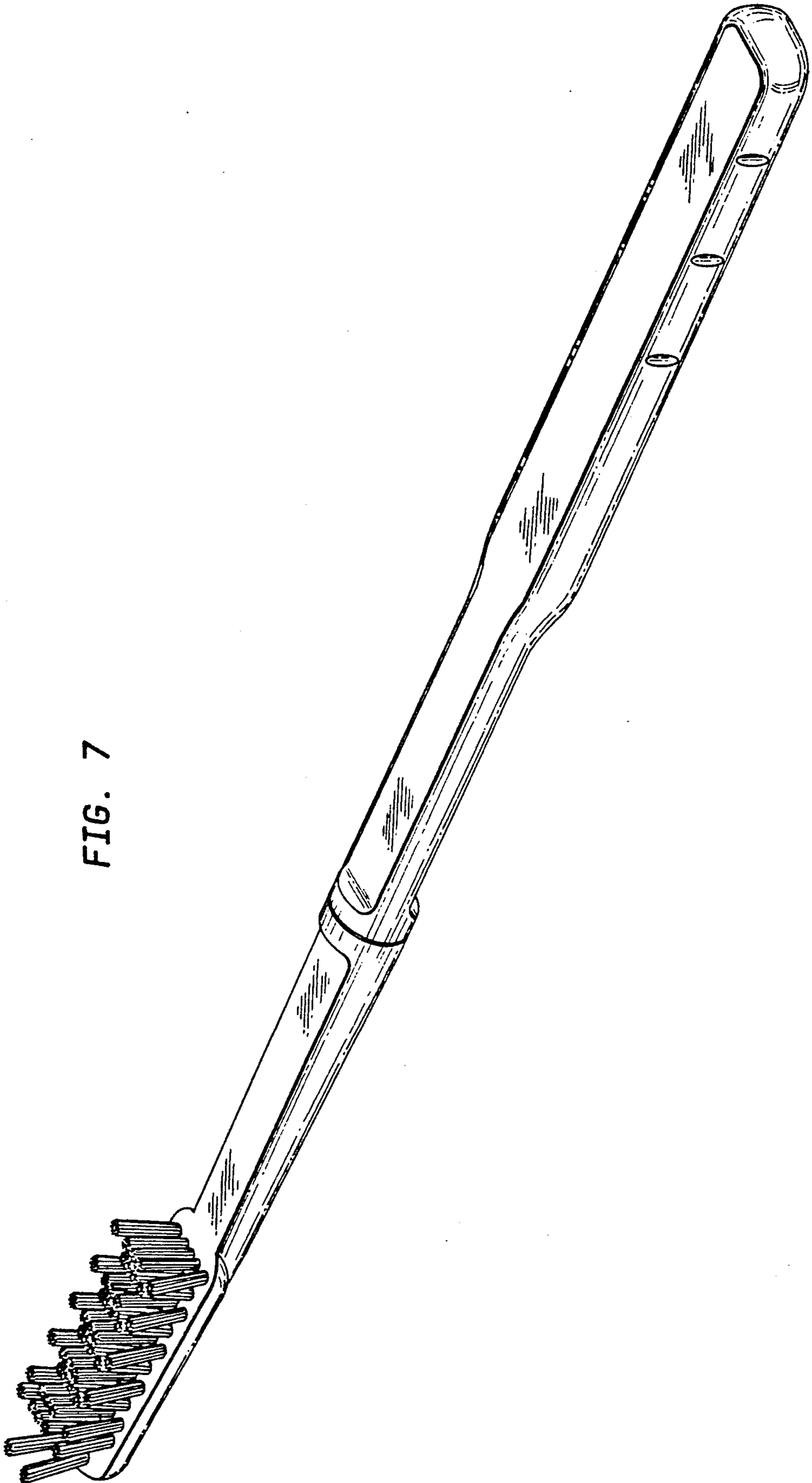


FIG. 8

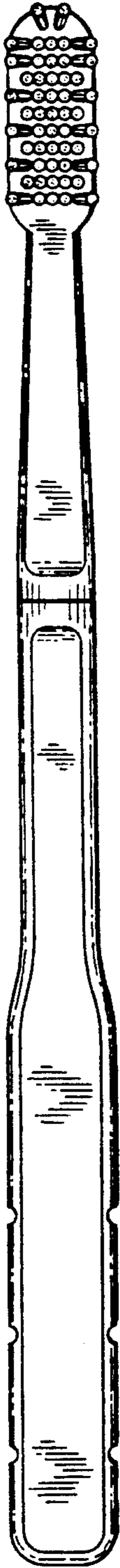


FIG. 9

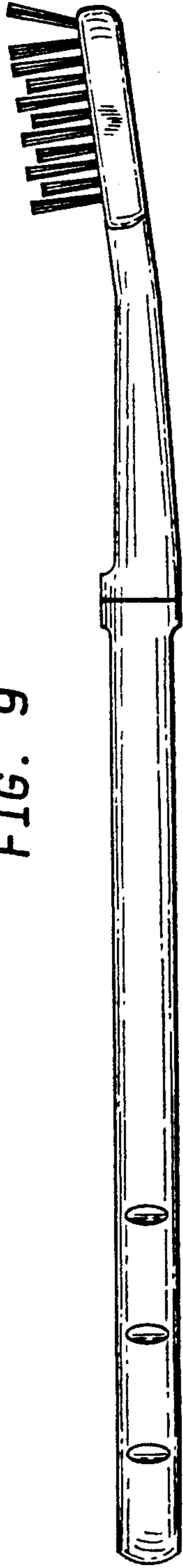


FIG. 10

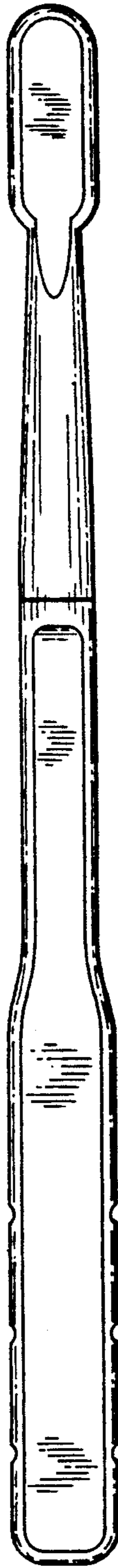


FIG. 13




FIG. 12

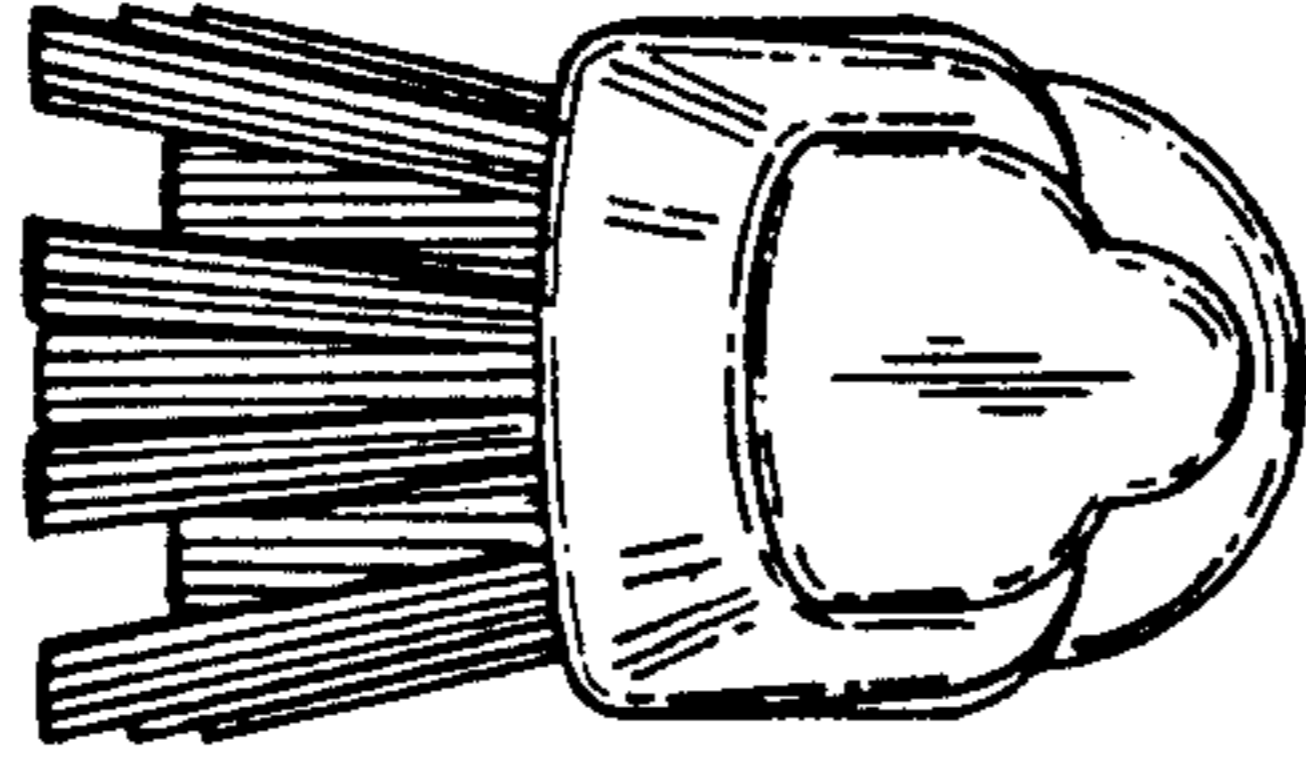


FIG. 11

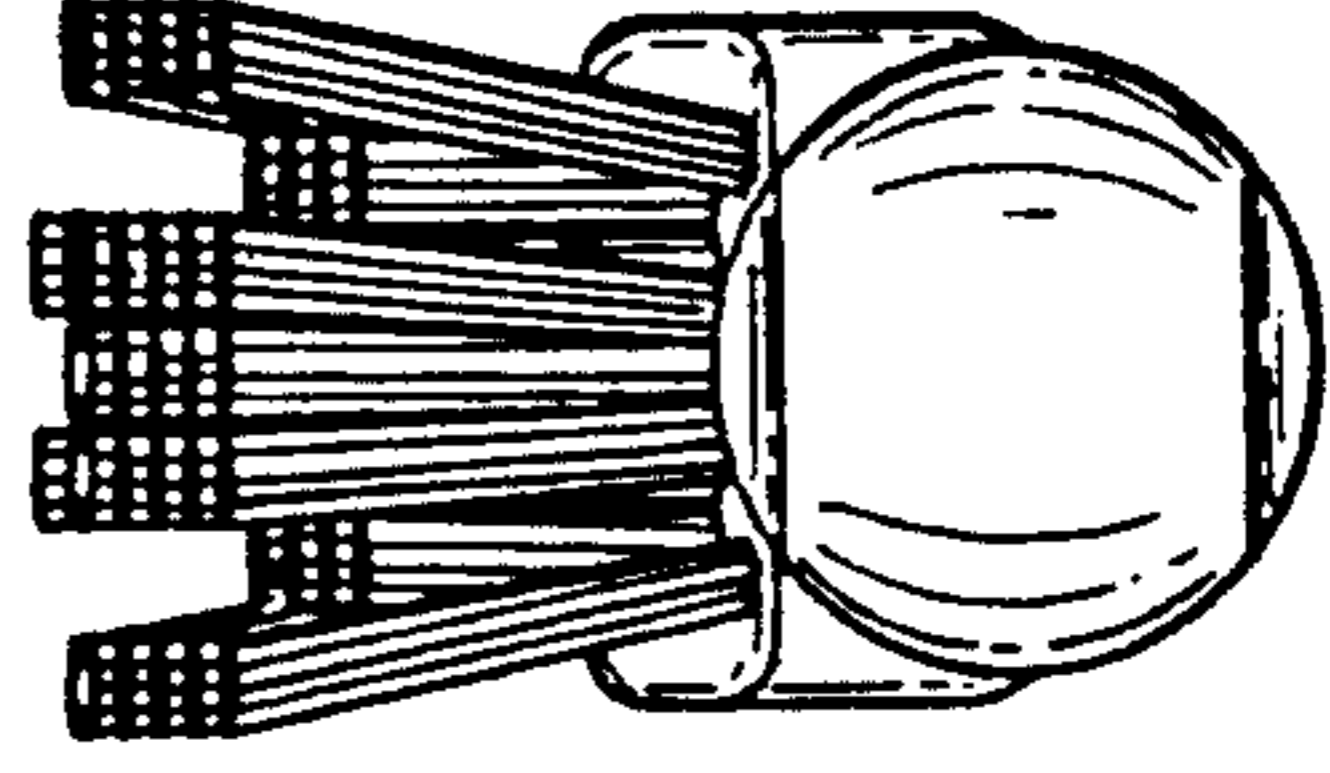
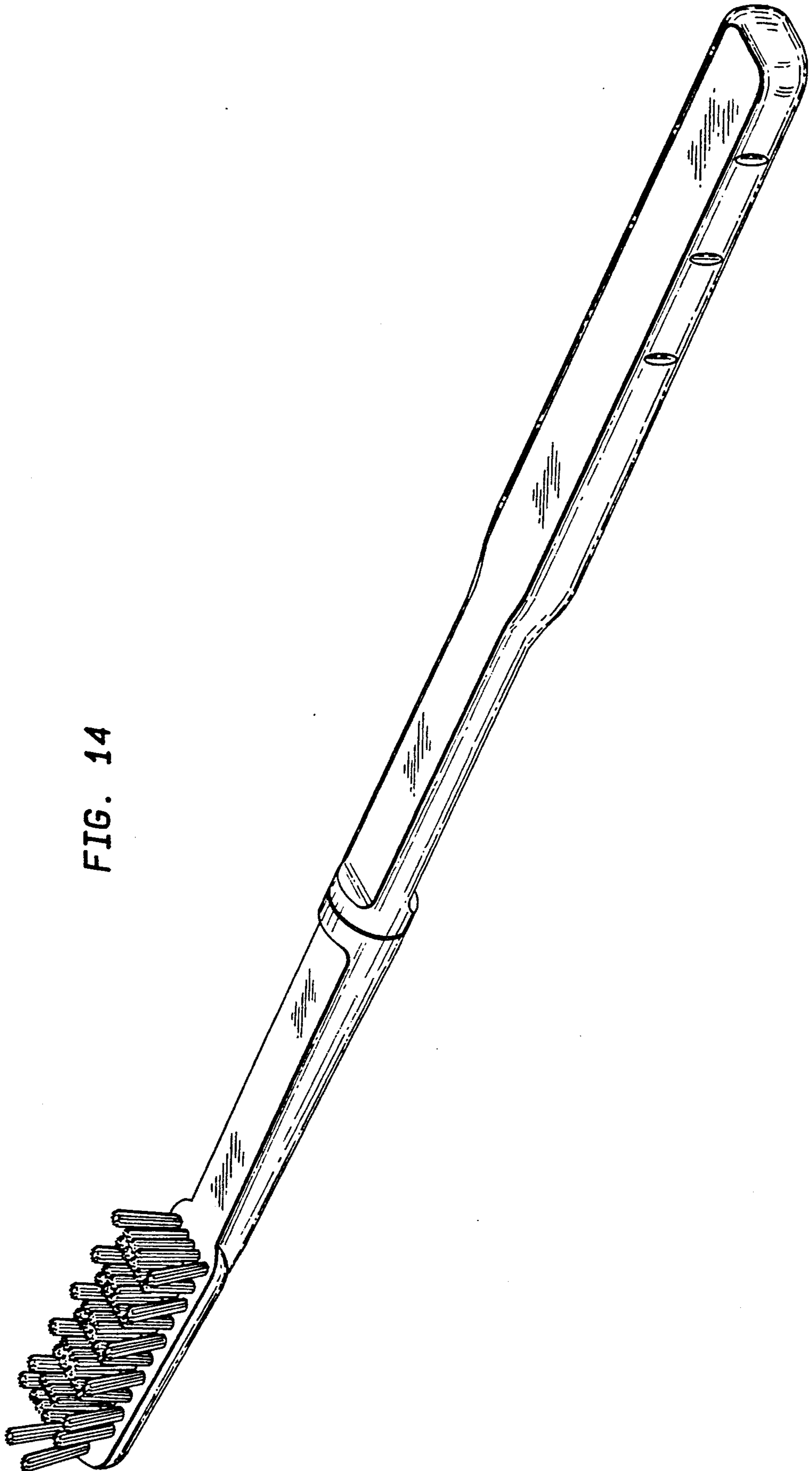


FIG. 14



UNITED STATES PATENT AND TRADEMARK OFFICE  
**CERTIFICATE OF CORRECTION**

PATENT NO. : Des. 333,918  
DATED : Mar. 16, 1993  
INVENTOR(S) : Curtis et al.

It is certified that error appears in the above-identified patent and that said Letters Patent is hereby corrected as shown below:

On the cover page, [75] Inventors: add --- Donald R. Lamond,  
Lynbrook, N.J.; Laura H. Edelman, New York, N.Y.

Signed and Sealed this  
Sixth Day of June, 1995



BRUCE LEHMAN

*Commissioner of Patents and Trademarks*

*Attest:*

*Attesting Officer*