



US00D333917S

United States Patent [19]

[11] Patent Number: **Des. 333,917**

Daido et al.

[45] Date of Patent: **** Mar. 16, 1993**

[54] **EARPHONE CASE**

[75] Inventors: **Takefumi Daido; Kazue Kato**, both of Tokyo, Japan

[73] Assignee: **Sony Corporation**, Tokyo, Japan

[*] Notice: The portion of the term of this patent subsequent to Mar. 2, 2007 has been disclaimed.

[**] Term: **14 Years**

[21] Appl. No.: **296,040**

[22] Filed: **Jan. 12, 1989**

[30] **Foreign Application Priority Data**

Jul. 12, 1988 [JP] Japan 63-27843

[52] U.S. Cl. **D3/30.1; D3/34**

[58] Field of Search **D3/30.1, 34, 35, 39; D9/414, 415; D14/36, 37, 38, 76; D19/69; D28/78, 82; 206/37, 320, 487**

[56] **References Cited**

U.S. PATENT DOCUMENTS

- D. 163,648 6/1951 Smoot D3/30.1
- D. 190,142 4/1961 Meshino D9/414
- D. 224,368 7/1972 Bettonica D3/39

- D. 256,727 9/1980 Borg et al. D9/415
- D. 281,033 10/1985 Mohri D3/30.1
- D. 283,464 4/1986 Ogden D3/30.1

OTHER PUBLICATIONS

B. A. Pargh: Fall Winter, 1987-1988; p. 347, ©1987 "Sony MDRE222YWSS Fontopia Headphones".
47th St Photo: Oct. 1988 vol. 13: No. 56 "Fontopia Headphones" Item MDR-E434 (2nd item in right hand column).

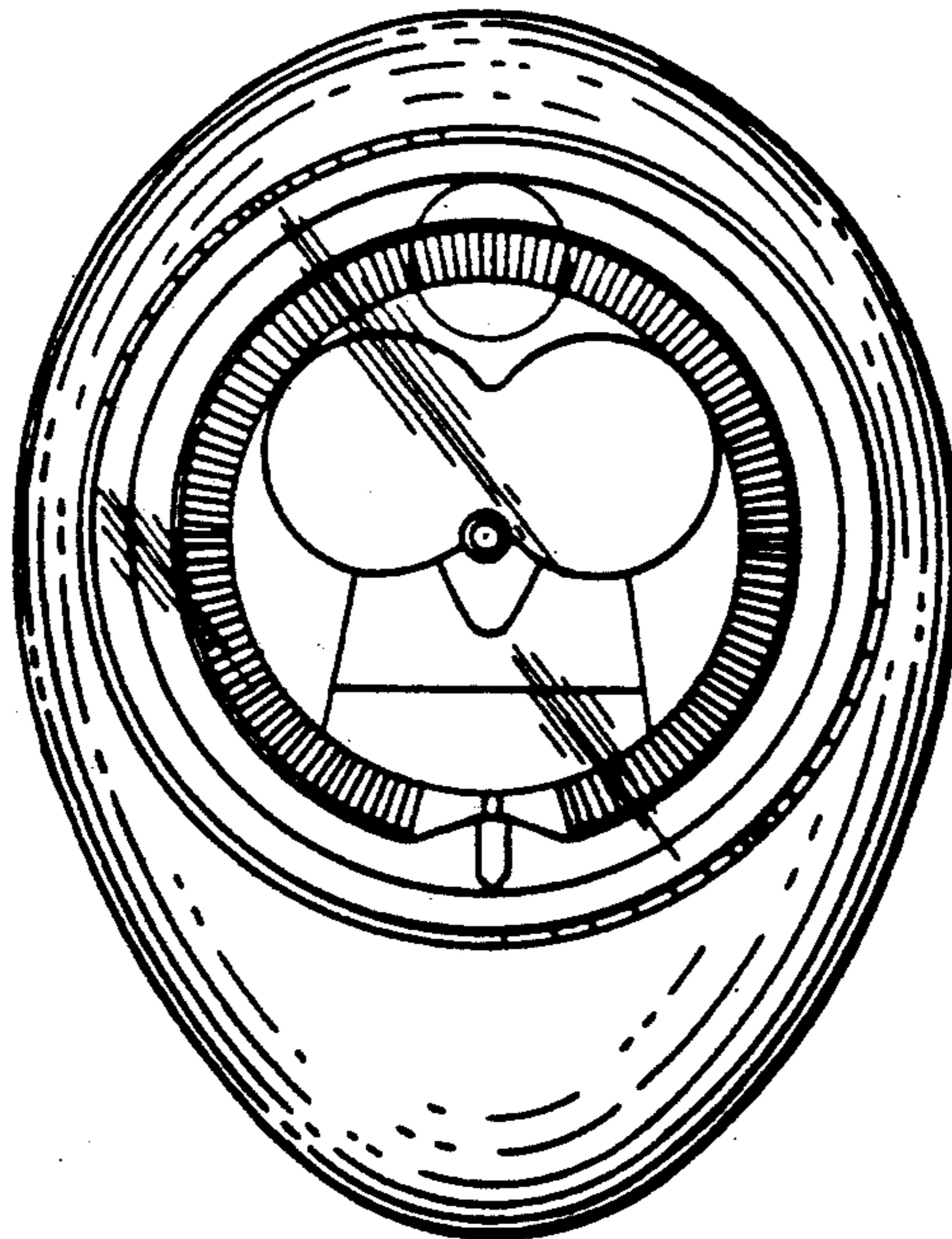
Primary Examiner—Louis S. Zarfaz
Assistant Examiner—Celia A. Murphy
Attorney, Agent, or Firm—Lewis H. Eslinger; Jay H. Maioli

[57] **CLAIM**

The ornamental design for an earphone case, as shown and described.

DESCRIPTION

FIG. 1 is a front elevational view of an earphone case, showing our new design;
FIG. 2 is a rear elevational view thereof;
FIG. 3 is a left-side elevational view thereof;
FIG. 4 is a right-side elevational view thereof;
FIG. 5 is a top plan view thereof; and,
FIG. 6 is a bottom plan view thereof.






FIG. 1

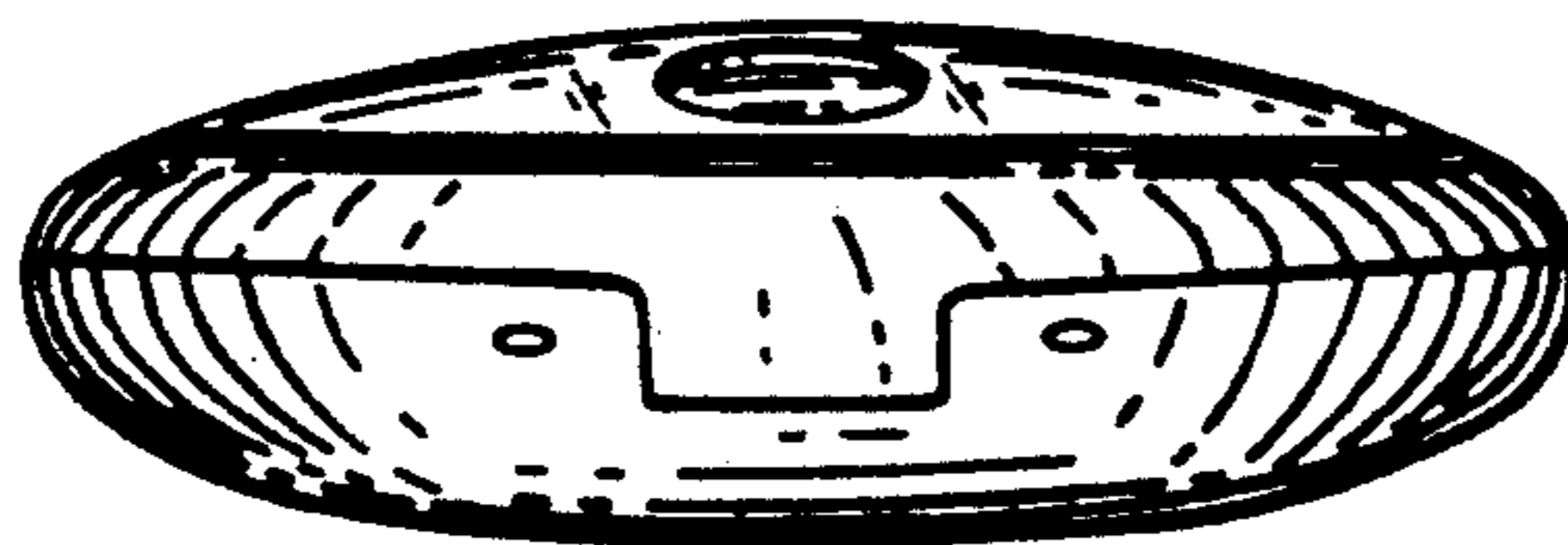


FIG. 2

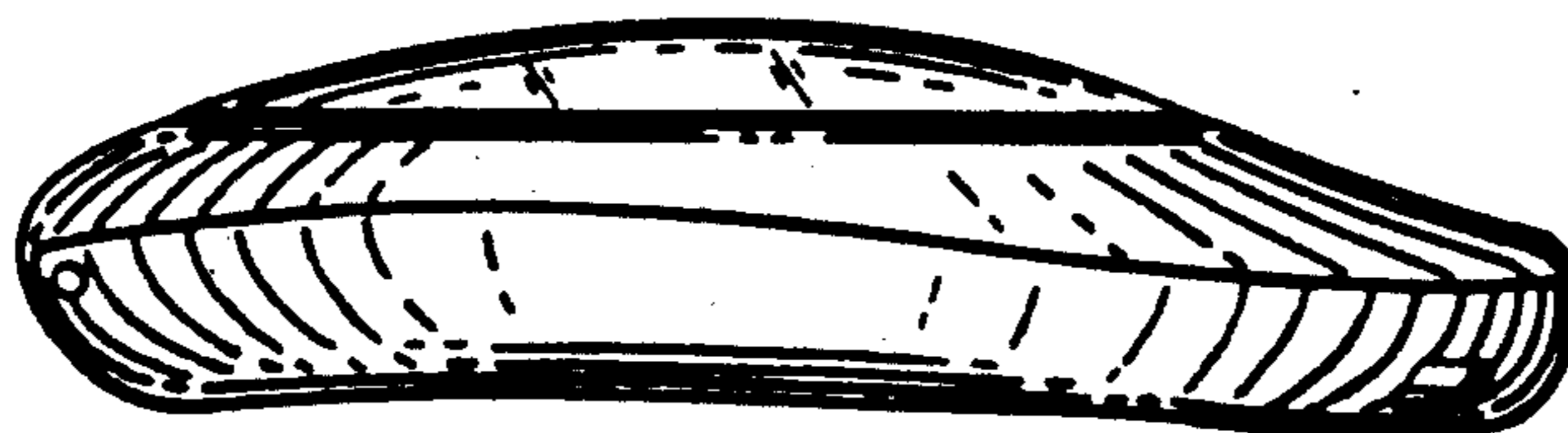


FIG. 3




FIG. 4

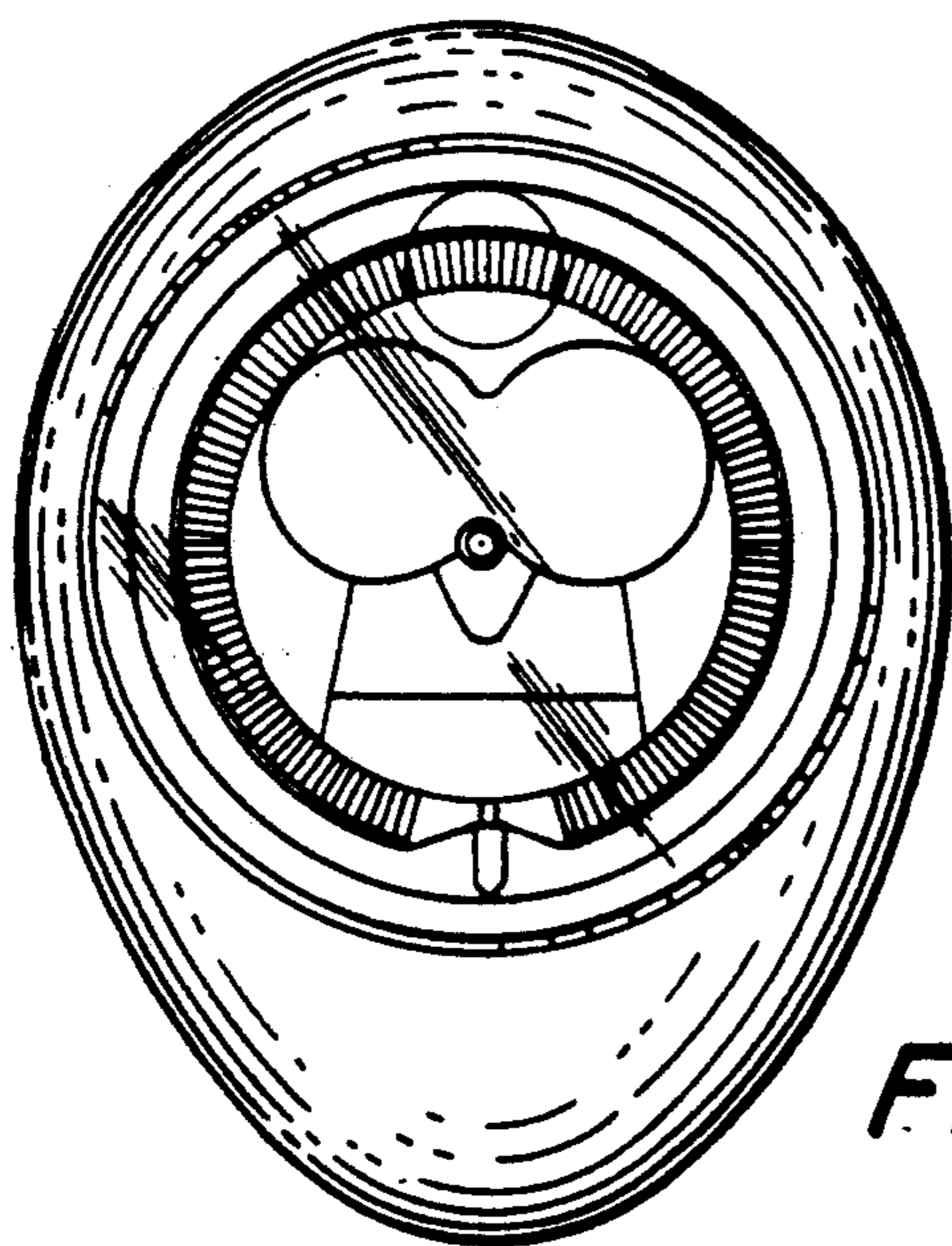


FIG. 5

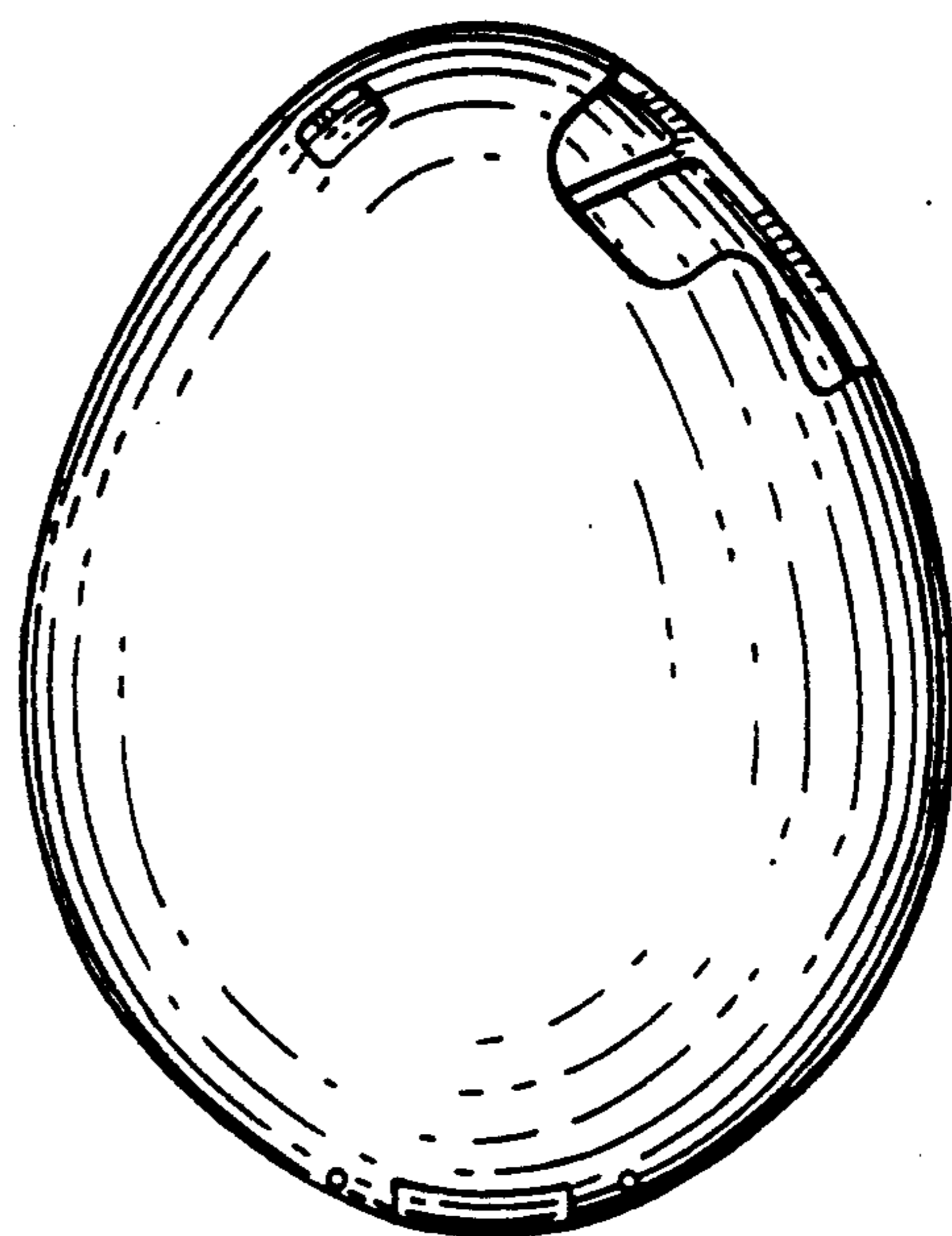


FIG. 6