



US00D333913S

# United States Patent [19]

[11] Patent Number: **Des. 333,913**

**Tuman**

[45] Date of Patent: **\*\* Mar. 16, 1993**

[54] **FOLDABLE CARRYING CASE**

4,738,547	4/1988	Brown	383/39
4,825,985	5/1989	Kim	190/111
4,901,897	2/1990	Briggs et al.	206/287.1 X

[76] Inventor: **David H. Tuman**, 5001 Miners Ranch Rd., Oroville, Calif. 95966

*Primary Examiner*—A. Hugo Word  
*Assistant Examiner*—Paula A. Mortimer

[\*\*] Term: **14 Years**

[21] Appl. No.: **682,025**

[57] **CLAIM**

[22] Filed: **Apr. 8, 1991**

The ornamental design for a foldable carrying case, as shown and described.

[52] U.S. Cl. .... **D3/74**

[58] Field of Search ..... **D3/30.1, 39, 40, 74, D3/76, 71, 77, 38, 37, 36, 99, 79, 106, 38; 150/112, 113, 107, 117; 190/124, 115, 111, 109; 206/278, 287, 287.1**

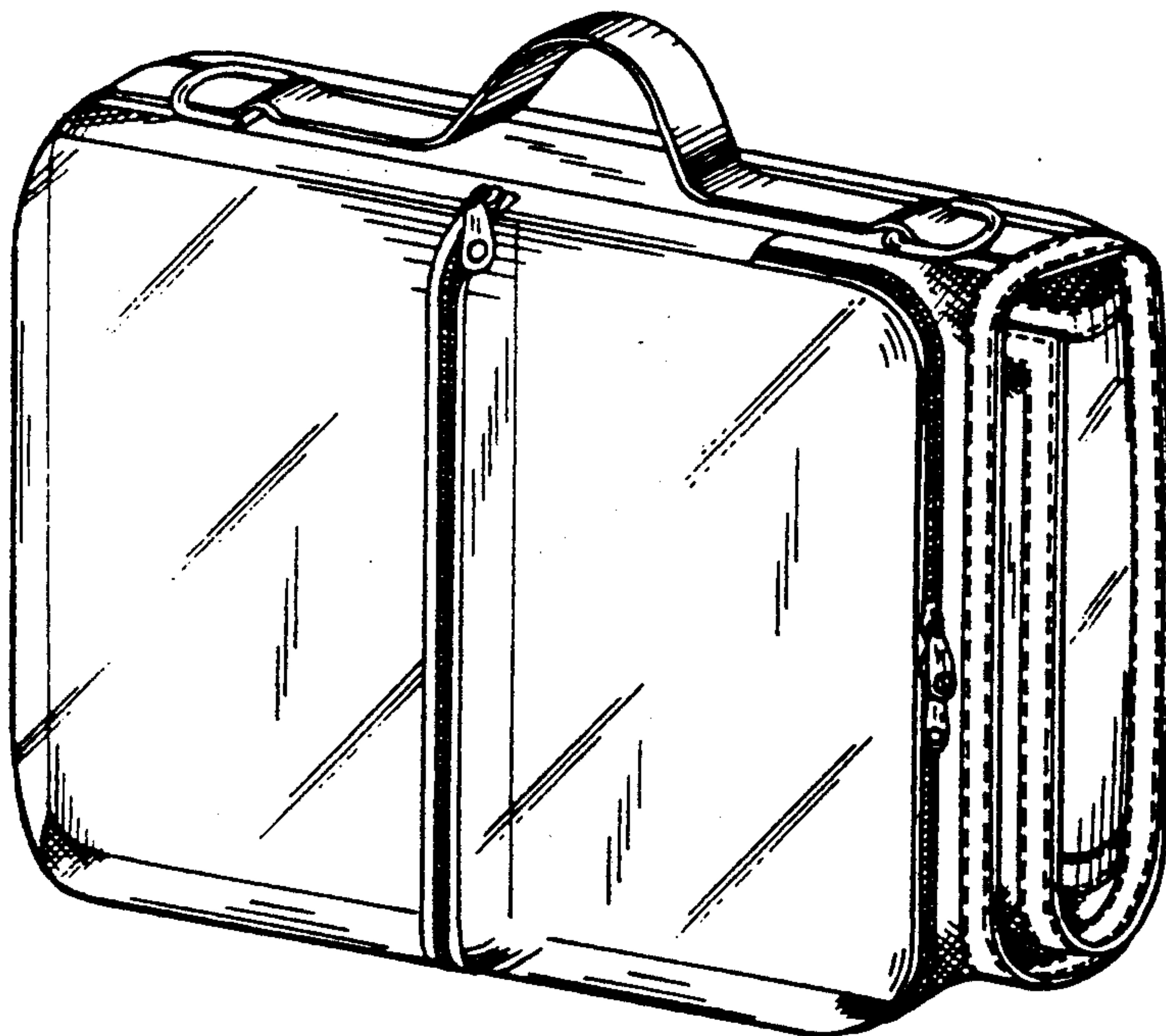
**DESCRIPTION**

[56] **References Cited**

**U.S. PATENT DOCUMENTS**

D. 135,359	3/1943	Boyar	D3/77
185,181	12/1876	Keeney	D3/77 X
D. 290,908	7/1987	Thomas	D3/71
D. 291,745	9/1987	Hansen	D3/74 X
D. 297,283	8/1988	Gray	D3/30.1 X
3,120,297	2/1964	Riley	190/111 X

FIG. 1 is a rear elevational view of a foldable carrying case showing my new design in an unfolded position; FIG. 2 is a front elevational view thereof; FIG. 3 is a front perspective view thereof in a partially unfolded position; FIG. 4 is a top plan view in an unfolded position; FIG. 5 is a bottom plan view thereof; FIG. 6 is a left end elevational view thereof; FIG. 7 is a right end elevational view thereof; FIG. 8 is a side perspective view in a folded position; and, FIG. 9 is an opposite side perspective view thereof.



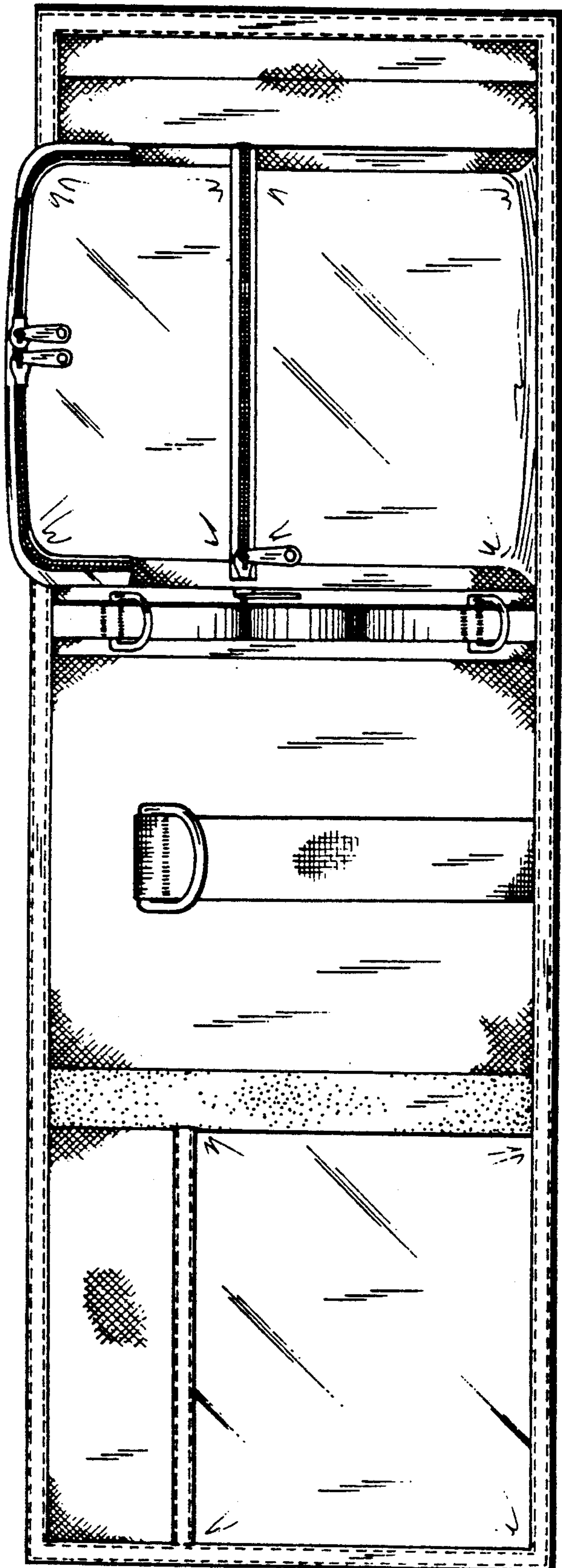


FIG. 1




FIG. 2



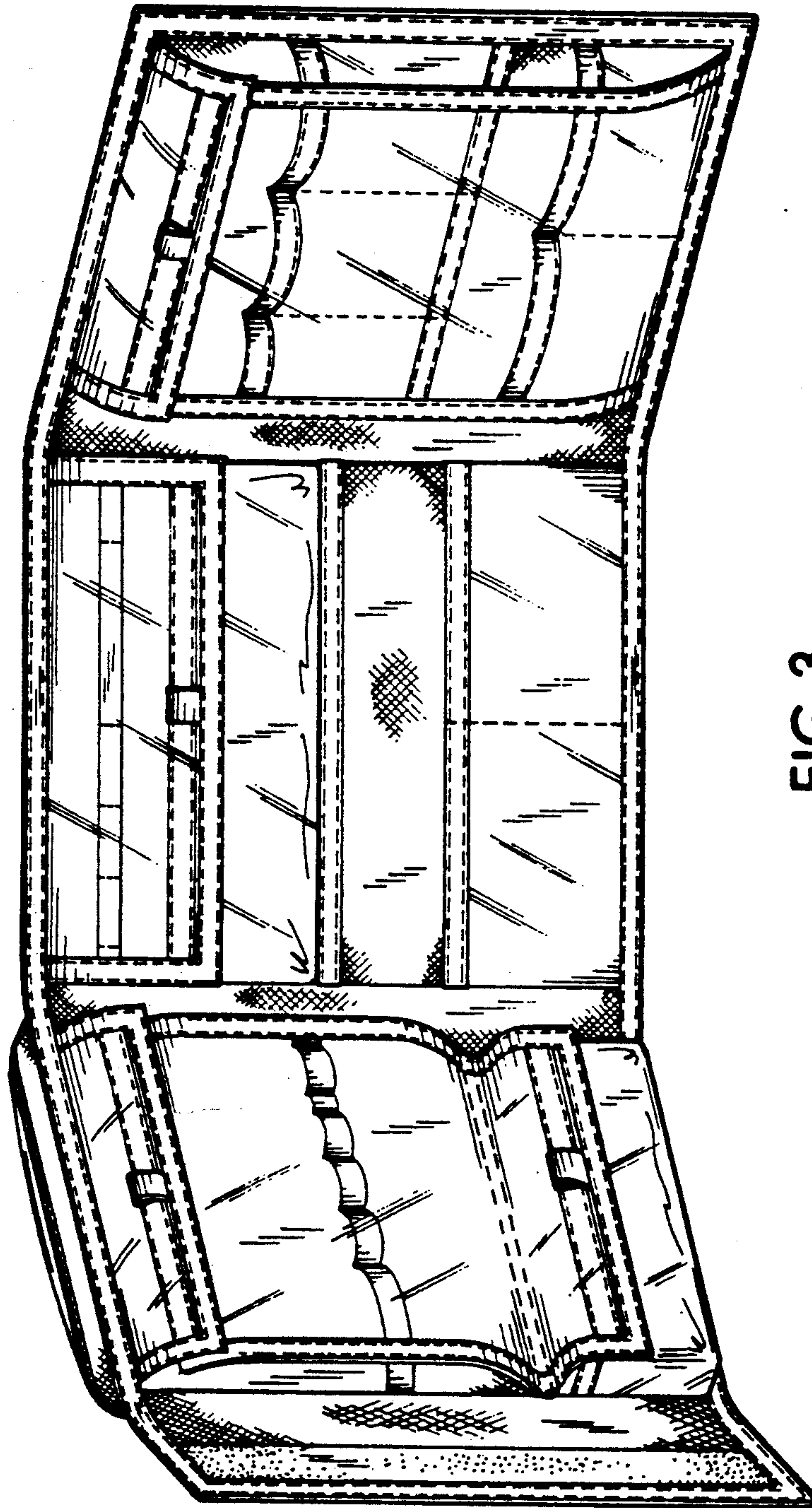


FIG. 3



FIG. 4



FIG. 5




FIG. 6



FIG. 7




FIG. 9




FIG. 8