



US00D333909S

United States Patent [19]
Hatfield

[11] **Patent Number: Des. 333,909**
[45] **Date of Patent: ** Mar. 16, 1993**

[54] **SHOE OUTSOLE**

[75] **Inventor: Tinker L. Hatfield, Portland, Oreg.**

[73] **Assignee: Nike, Inc., Beaverton, Oreg.**

[**] **Term: 14 Years**

[21] **Appl. No.: 897,533**

[22] **Filed: Jun. 12, 1992**

[52] **U.S. Cl. D2/320**

[58] **Field of Search D2/264, 265, 274, 311,
D2/317-321; 36/25 R, 28, 29, 32 R, 43, 44, 59
R, 59 C, 83, 84, 89, 101-107, 112-114, 132, 136**

[56] **References Cited**

U.S. PATENT DOCUMENTS

| | | | | |
|------------|---------|-----------------|-------|--------|
| D. 263,647 | 4/1982 | Railton | | D2/321 |
| D. 294,769 | 3/1988 | Liggett | | D2/320 |
| D. 315,443 | 3/1991 | Hatfield | | D2/320 |
| D. 319,336 | 8/1991 | Mitsui | | D2/320 |
| D. 320,690 | 10/1991 | Lucas | | D2/320 |
| D. 321,587 | 11/1991 | Hase | | D2/320 |
| D. 321,976 | 12/1991 | Kiyosawa | | D2/320 |
| D. 321,978 | 12/1991 | Hatfield | | D2/320 |
| D. 323,423 | 1/1992 | Rogers | | D2/320 |
| D. 325,667 | 4/1992 | Smith, III | | D2/320 |
| D. 326,956 | 6/1992 | Damianoe et al. | | D2/321 |
| 3,402,485 | 9/1968 | McMorrow | | D2/321 |
| 4,958,446 | 9/1990 | Brown | | 36/115 |

OTHER PUBLICATIONS

Nike 1992 Fall Catalog, Published Dec. 1991, pp. 22, 24, 28, 30, 32 and 104.

Nike 1992 Spring Catalog, Published May 1991, pp. 30 and 46.

Nike 1991 Fall Catalog, Published Dec. 1990, p. 32.

Primary Examiner—Louis S. Zarfes

Attorney, Agent, or Firm—Banner, Birch, McKie & Beckett

[57] **CLAIM**

The ornamental design for a shoe outsole, as shown and described.

DESCRIPTION

FIG. 1 is a bottom plan view of a shoe outsole according to my new design;

FIG. 2 is a cross section as shown in section 2—2 of FIG. 1;

FIG. 3 is a cross section as shown in section 3—3 of FIG. 1;

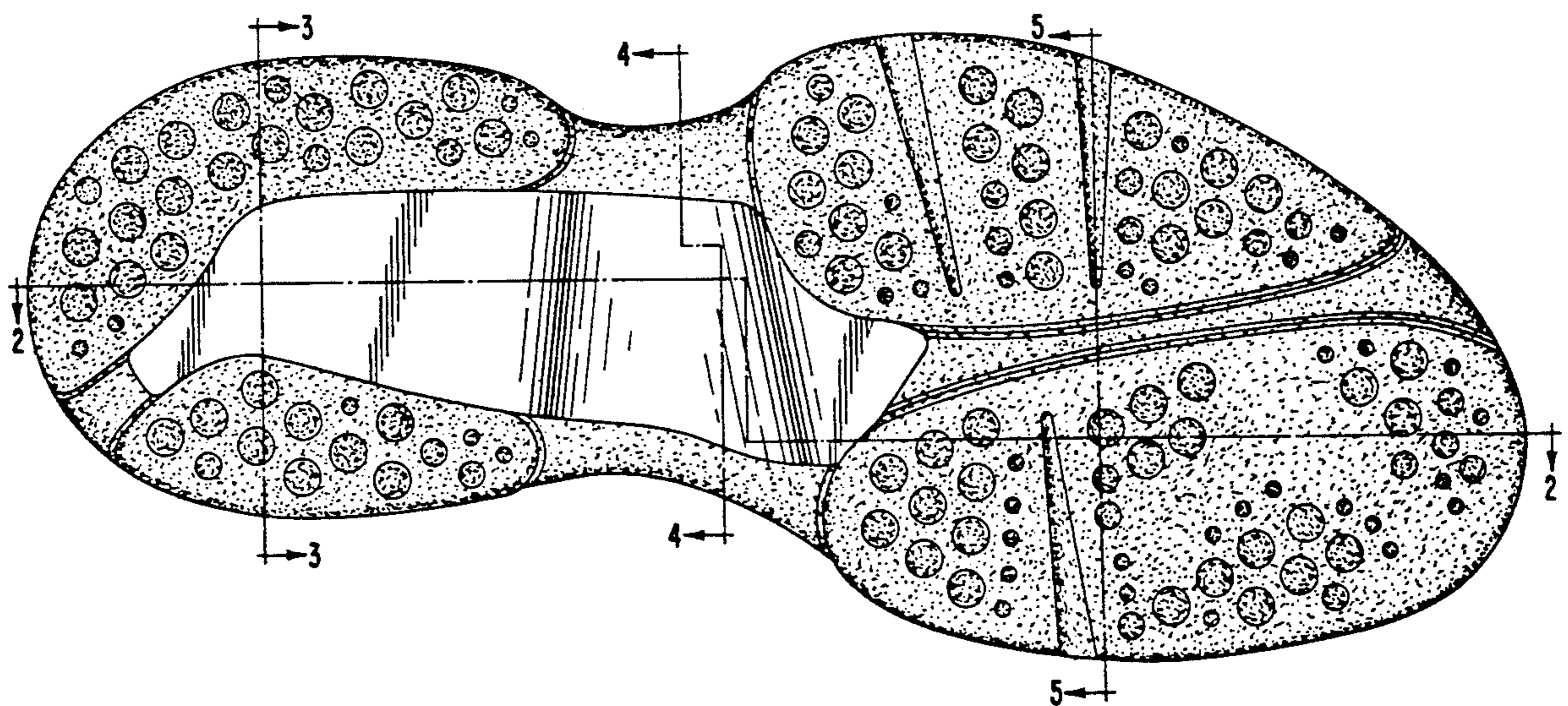
FIG. 4 is a cross section as shown in section 4—4 of FIG. 1;

FIG. 5 is a cross-sectional view as shown in section 5—5 of FIG. 1;

FIG. 6 is a side elevational view of one side of a shoe outsole as shown in FIG. 1; and,

FIG. 7 is a side elevational view of the other side of the shoe outsole as shown in FIG. 1.

The broken line showing of a shoe upper is for illustrative purposes only and forms no part of the claimed design.



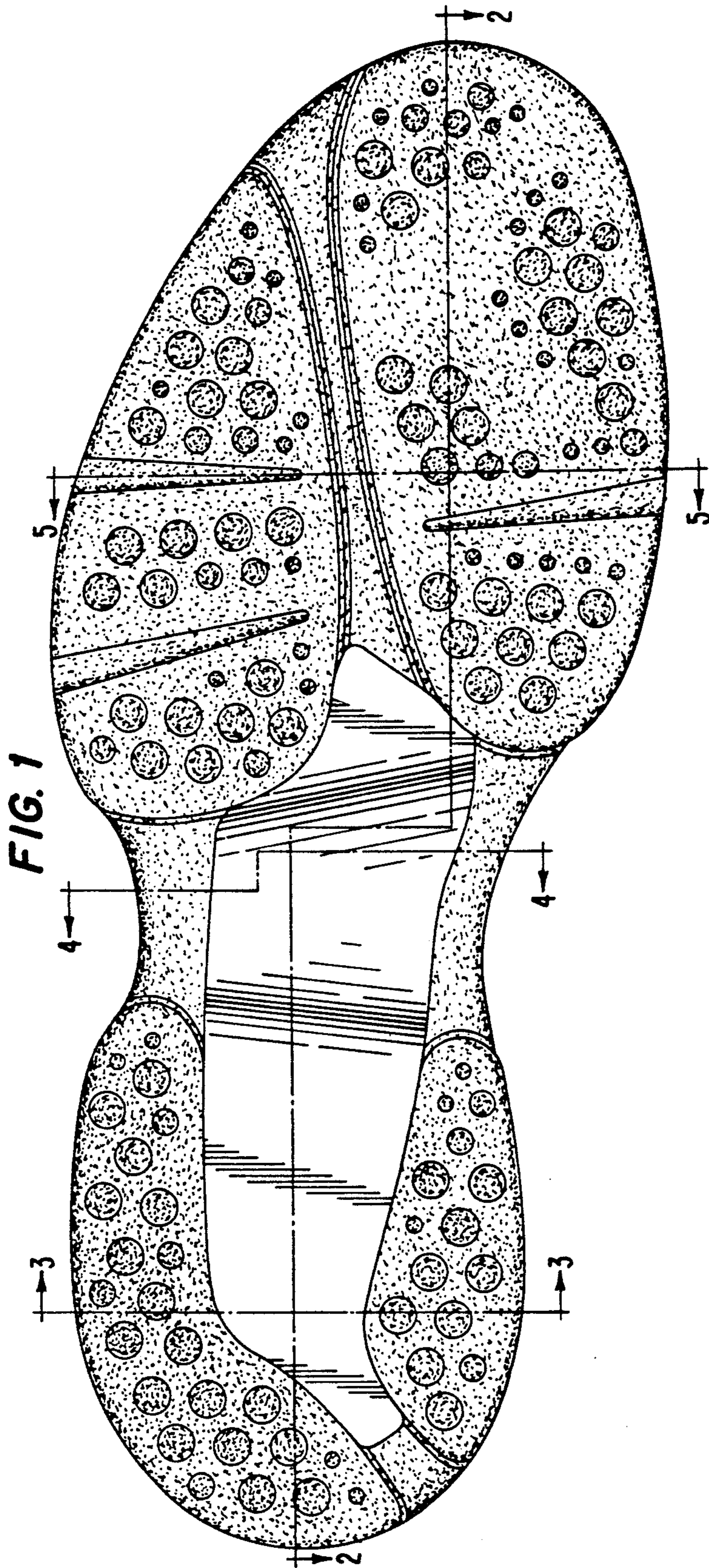


FIG. 1

FIG. 2



FIG. 4

FIG. 3

FIG. 5



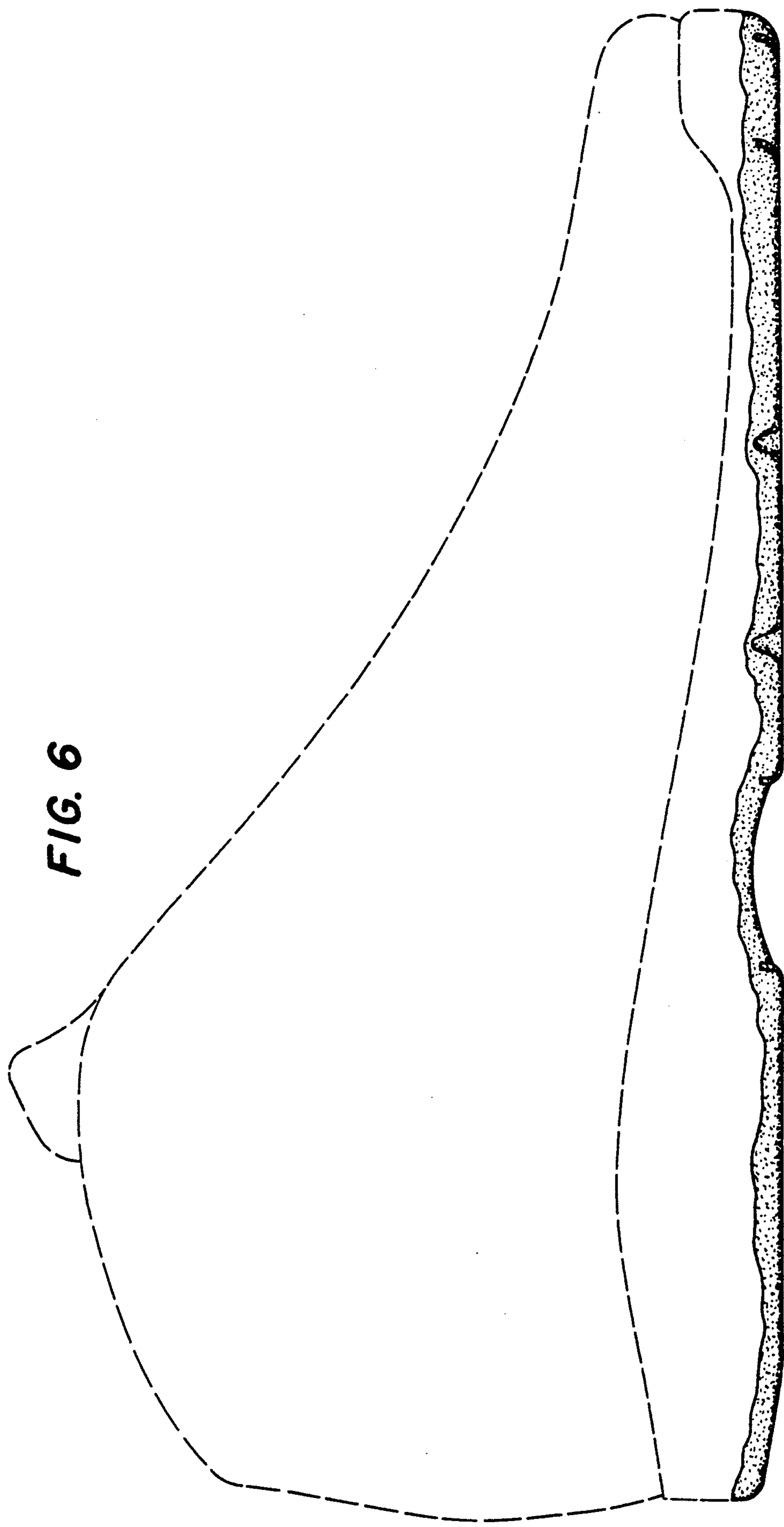


FIG. 6

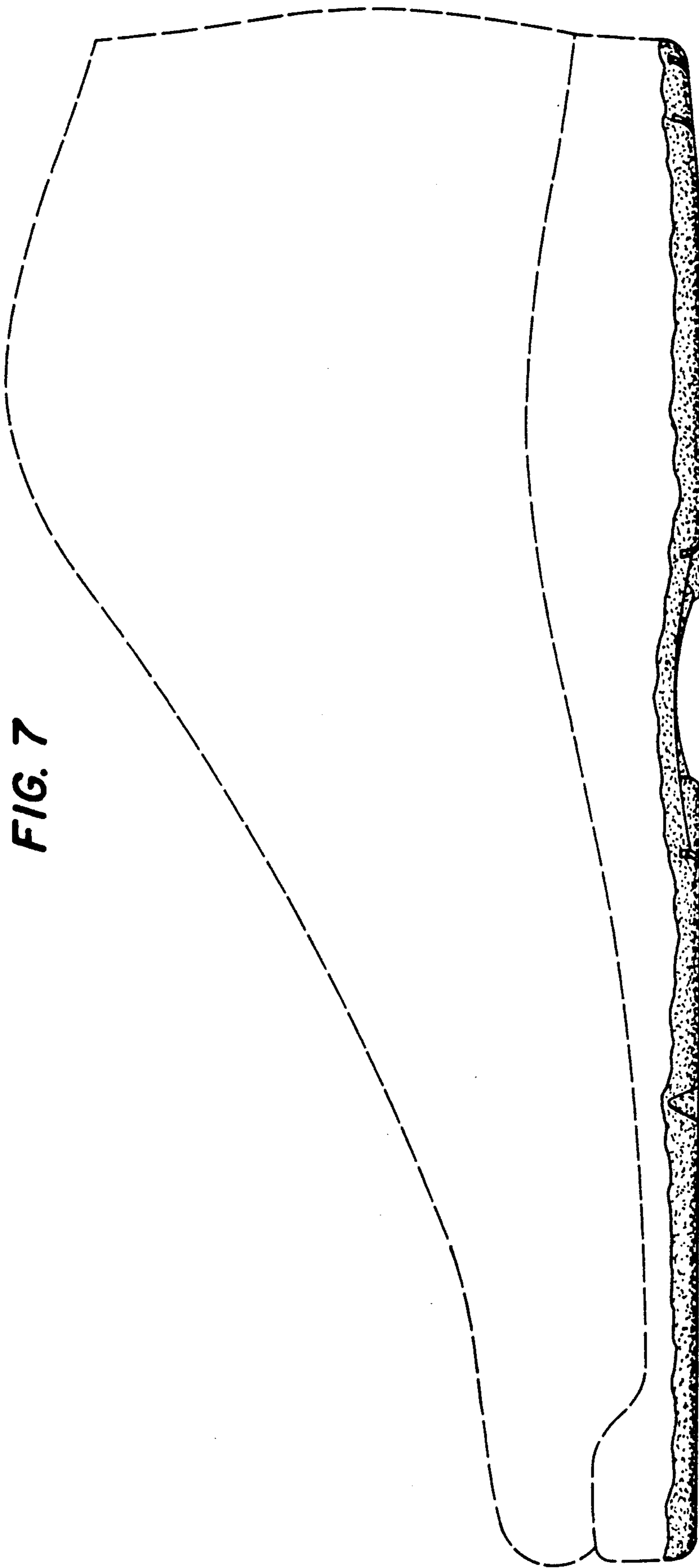


FIG. 7