



US00D333904S

United States Patent [19]
Eminger

[11] **Patent Number: Des. 333,904**
[45] **Date of Patent: ** Mar. 16, 1993**

[54] **SPORT SANDAL**
[76] **Inventor: Charles R. Eminger, P.O. Box 19816, Amarillo, Tex. 79114**
[**] **Term: 14 Years**
[21] **Appl. No.: 560,977**
[22] **Filed: Jul. 27, 1990**
[52] **U.S. Cl. D2/270**
[58] **Field of Search D2/264, 265, 270, 293, D2/320; 36/10, 11.5, 8.1, 112, 132, 136**

4,200,997 5/1980 Scheinhaus et al. 36/11.5
4,793,075 12/1988 Thatcher 36/11.5
4,843,736 7/1989 Courian 36/11.5
4,864,736 9/1989 Bierk 36/11.5
4,869,000 9/1989 York, Jr. 36/11.5

Primary Examiner—Louis S. Zarfes
Attorney, Agent, or Firm—Dennis T. Griggs

[57] **CLAIM**



The ornamental design for a sport sandal, as shown and described.

DESCRIPTION

FIG. 1 is a perspective view of a sport sandal showing my new design;
FIG. 2 is a right side elevational view thereof;
FIG. 3 is a left side elevational view thereof;
FIG. 4 is a front elevational view thereof;
FIG. 5 is a rear elevational view thereof;
FIG. 6 is a top plan view thereof; and,
FIG. 7 is a bottom plan view thereof.

[56] **References Cited**
U.S. PATENT DOCUMENTS

D. 163,903 7/1951 Singer D2/293
D. 247,657 4/1978 York, Jr. D2/270
D. 257,075 9/1980 Amicone et al. D2/320
D. 260,570 9/1981 Wong D2/270
3,290,802 12/1966 Fukuoka D2/270 X
3,928,927 12/1975 Brown et al. 36/11.5



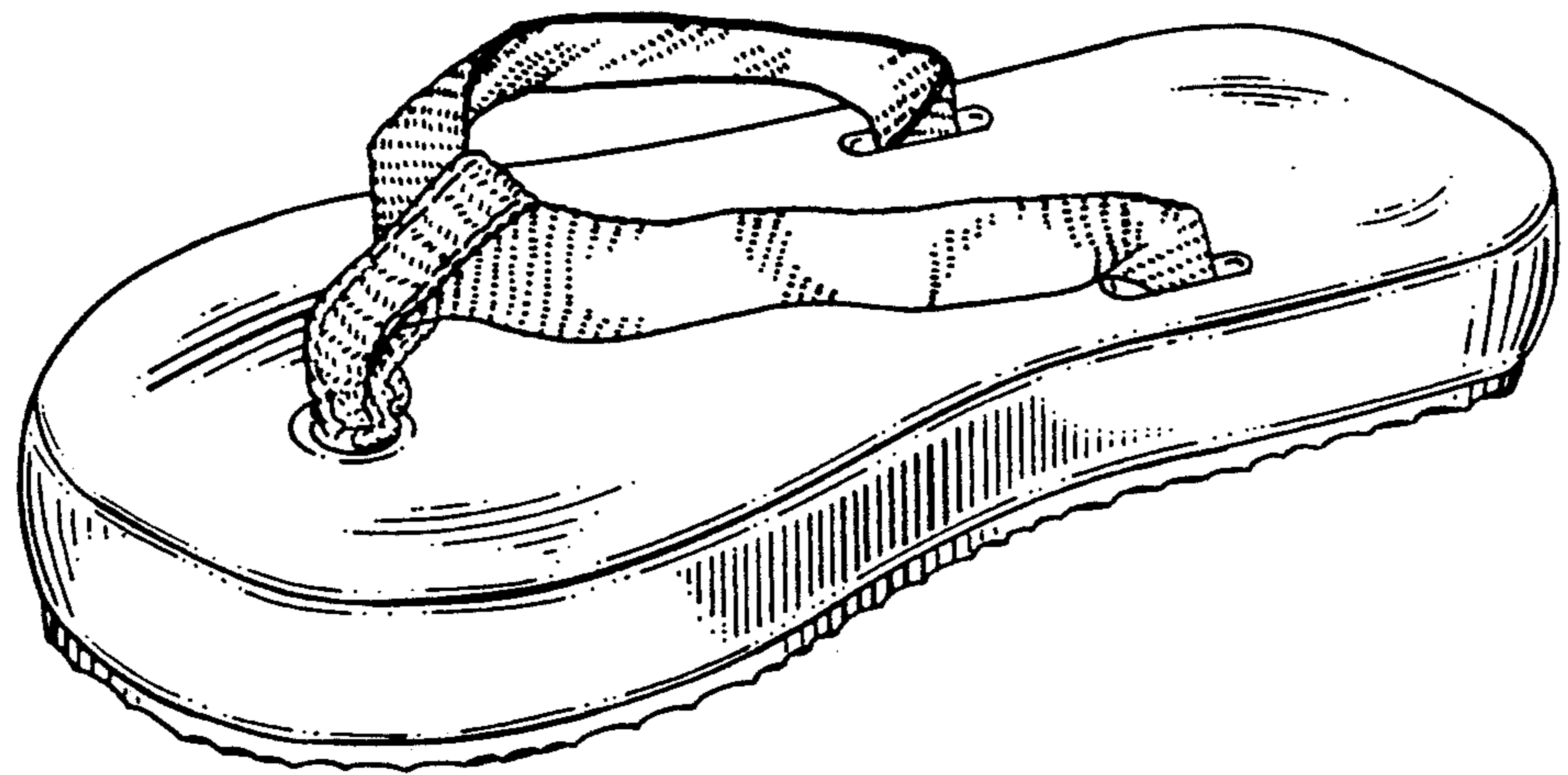


FIG. 1

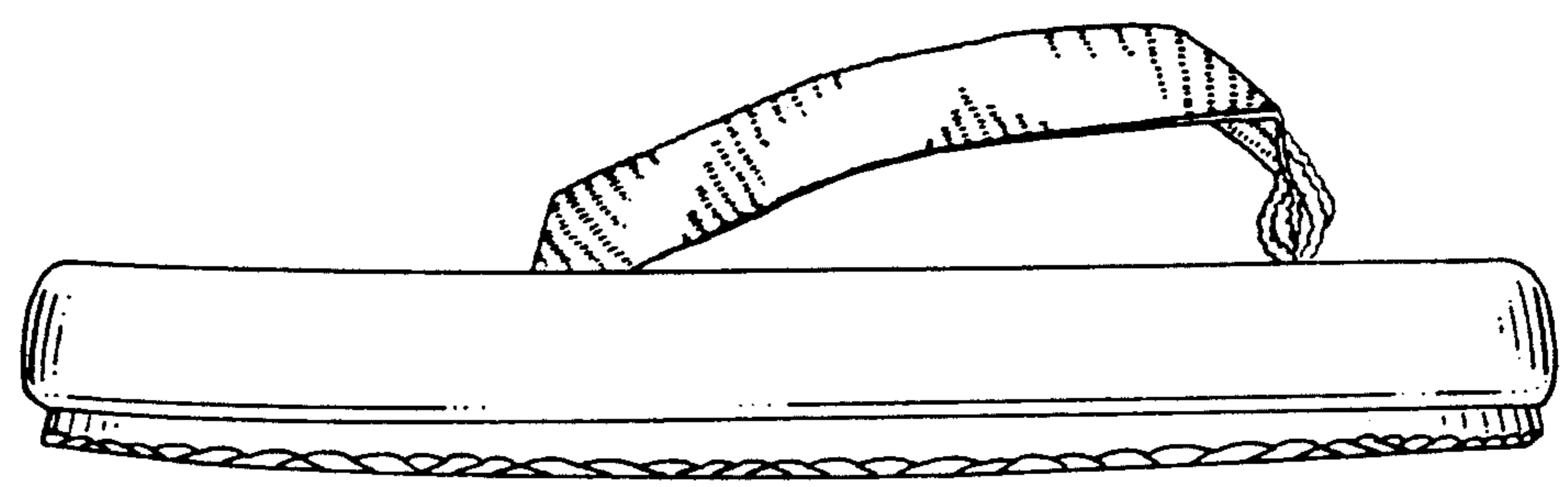


FIG. 2

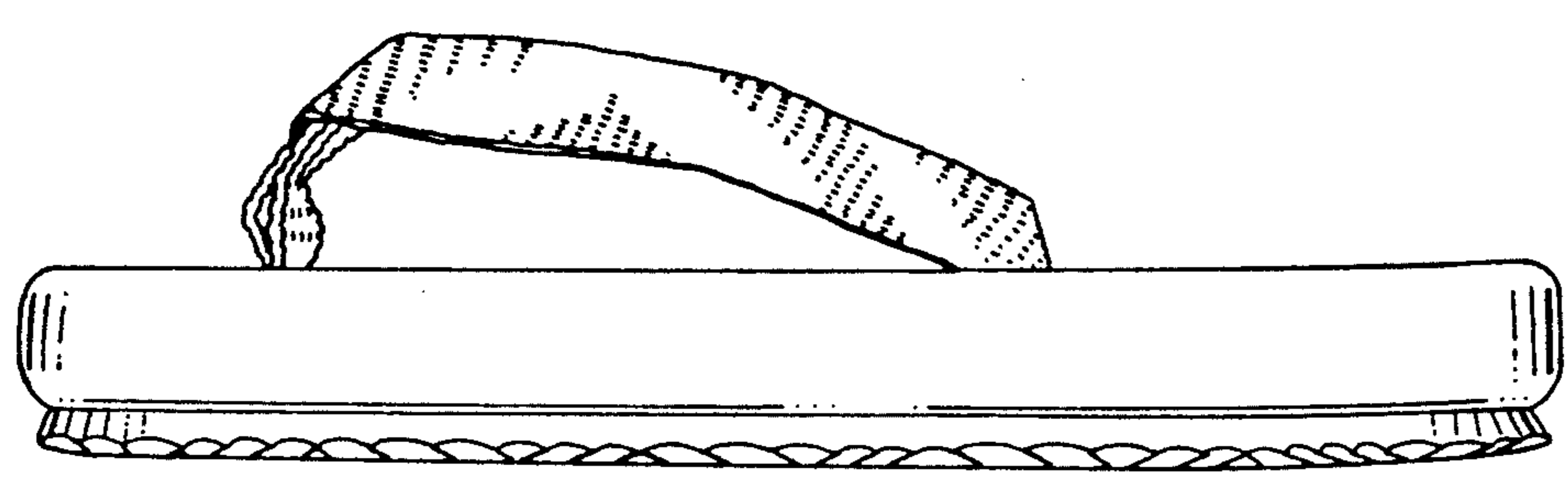


FIG. 3




FIG. 4

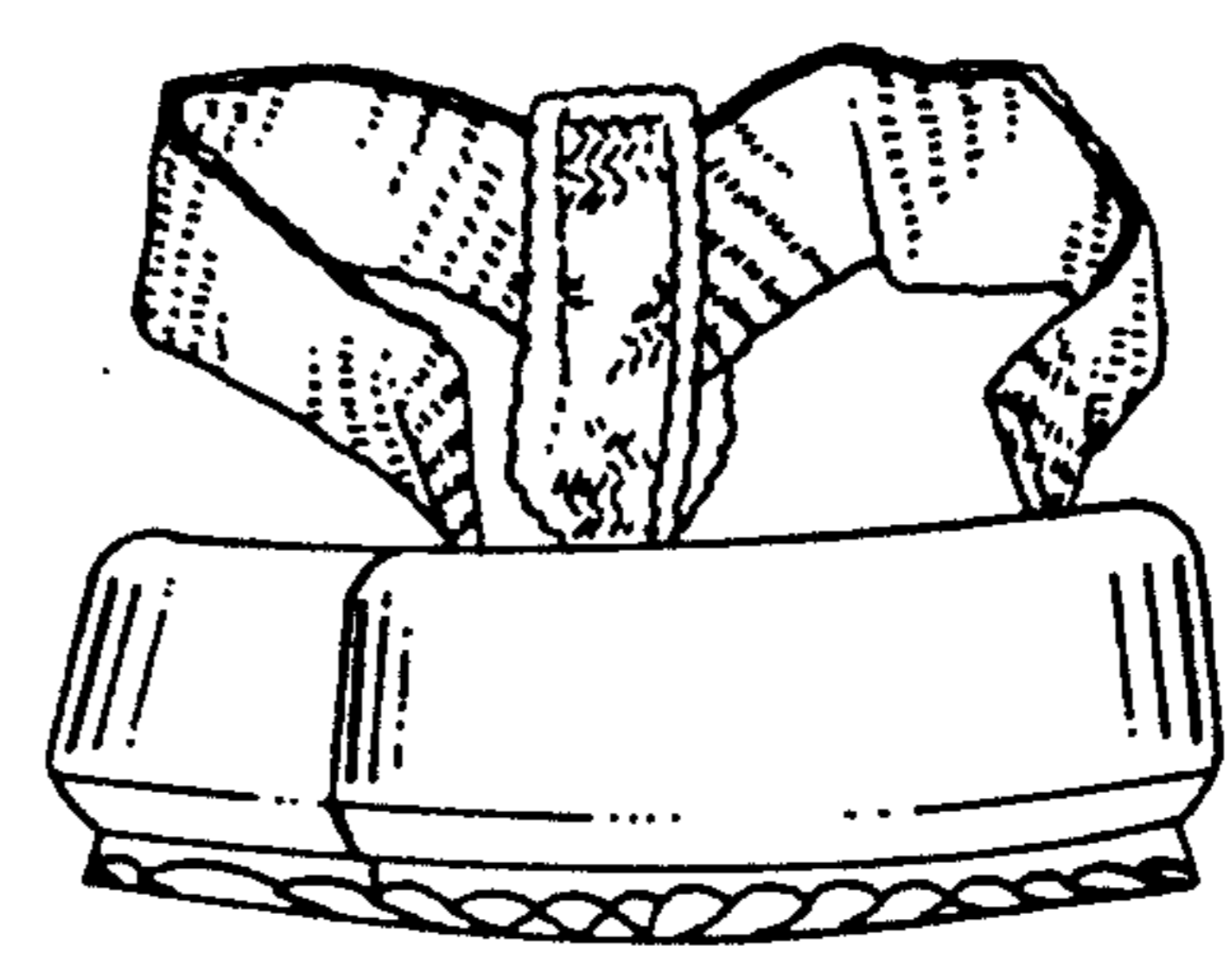


FIG. 5

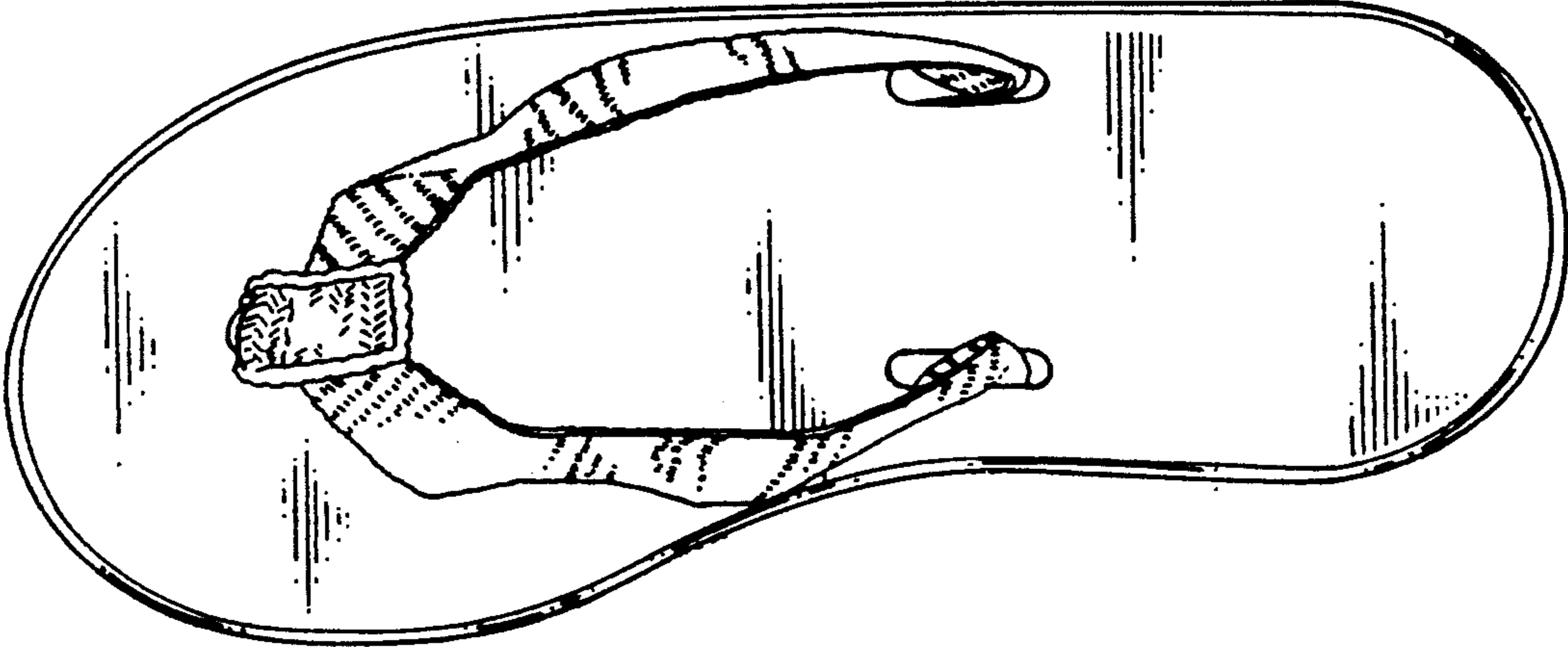


FIG. 6




FIG. 7