



US00D333903S

United States Patent [19]
Meredith

[11] **Patent Number: Des. 333,903**
[45] **Date of Patent: ** Mar. 16, 1993**

[54] **FLOTATION SWIMSUIT**

[76] **Inventor: Jerry R. Meredith, 5121 Camelia Rd., Knoxville, Tenn. 37912**

[**] **Term: 14 Years**

[21] **Appl. No.: 317,334**

[22] **Filed: Mar. 1, 1989**

[52] **U.S. Cl. D2/40; D21/238**

[58] **Field of Search D2/4, 6, 8-11, D2/13, 28-43, 45, 80-82, 180, 183, 189, 191, 193, 196, 208, 209, 212, 223, 224; 2/2.1 R, 2.1 A, 47, 67, 70, 71, 74-76, 78 A, 79, 80, 84, 95, 103, 107, 212, 218, 220, 221, 223, 227, 229, 400, 401, 403, 404; D21/238, 237; D24/49-51**

[56] **References Cited**

U.S. PATENT DOCUMENTS

D. 155,877	11/1949	Crenza	D2/38
D. 157,646	3/1950	Vaden	D2/10
D. 245,881	9/1977	Siddons	D2/40
D. 285,622	9/1986	Greene	D2/40
D. 293,960	2/1988	Berenson	D2/40
916,731	3/1909	Liliedahl	D2/38

FOREIGN PATENT DOCUMENTS

0016506	9/1929	Australia	2/67
0122053	3/1931	Fed. Rep. of Germany	2/67

OTHER PUBLICATIONS

Childcraft: Spring-Summer, 1986; p. 37 "Swim trainer" on left-hand side of page.

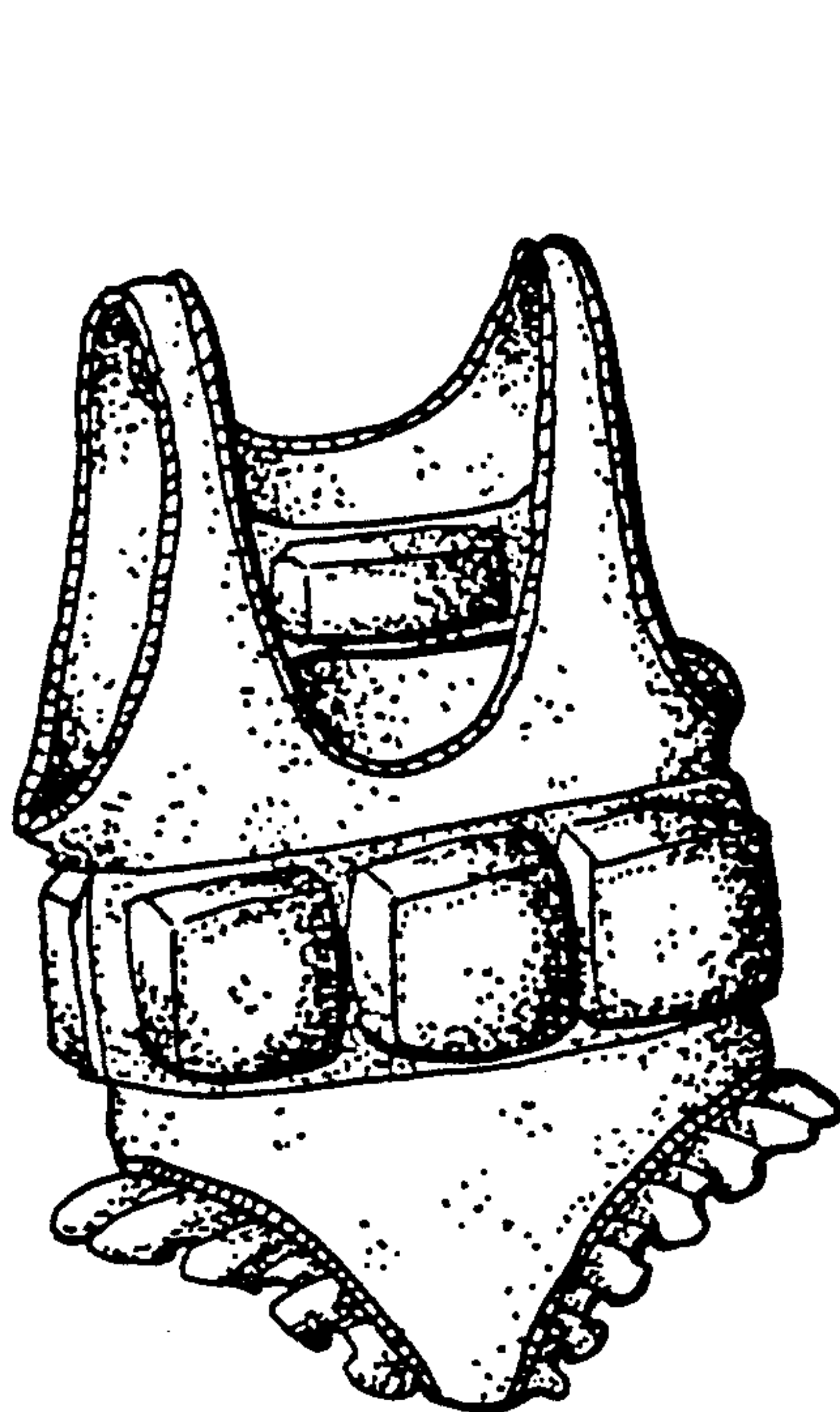
Primary Examiner—A. Hugo Word
Assistant Examiner—Celia A. Murphy
Attorney, Agent, or Firm—Richard C. Litman

[57] **CLAIM**

The ornamental design for a flotation swimsuit, as shown and described.

DESCRIPTION

FIG. 1 is a perspective view of a flotation swimsuit showing my new design;
FIG. 2 is a front elevational view thereof;
FIG. 3 is a rear elevational view thereof;
FIG. 4 is a right side elevational view thereof, the left side being a mirror image;
FIG. 5 is a top plan view thereof;
FIG. 6 is a bottom plan view thereof;
FIG. 7 is a perspective view of an alternate embodiment;
FIG. 8 is a front elevational view of FIG. 7;
FIG. 9 is a right side elevational view of FIG. 7, the left side being a mirror image;
FIG. 10 is a rear elevational view of FIG. 7;
FIG. 11 is a top plan view of FIG. 7; and,
FIG. 12 is a bottom plan view of FIG. 7.



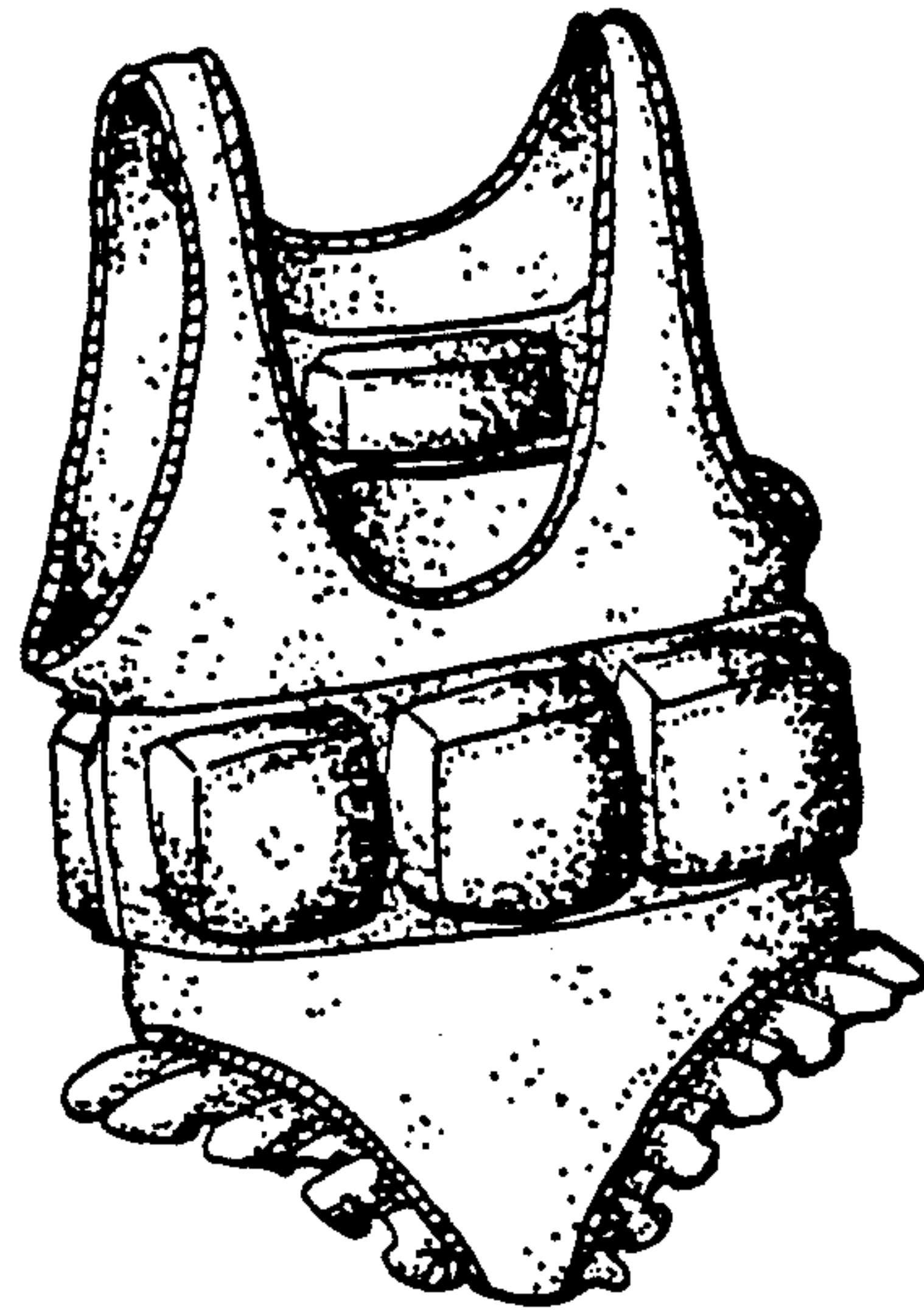


FIG. 1

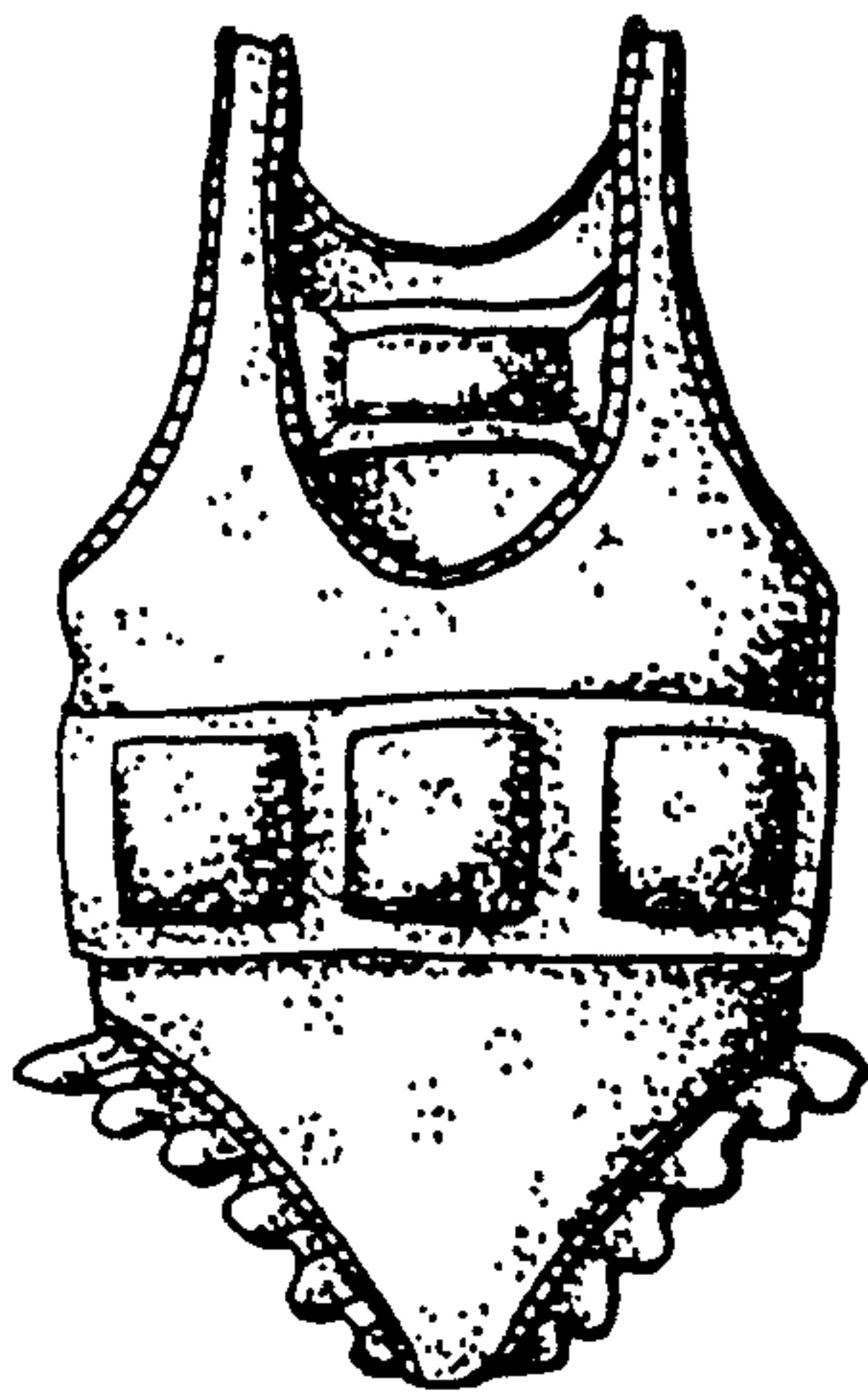


FIG. 2




FIG. 3




FIG. 4



FIG. 5



FIG. 6



FIG. 7

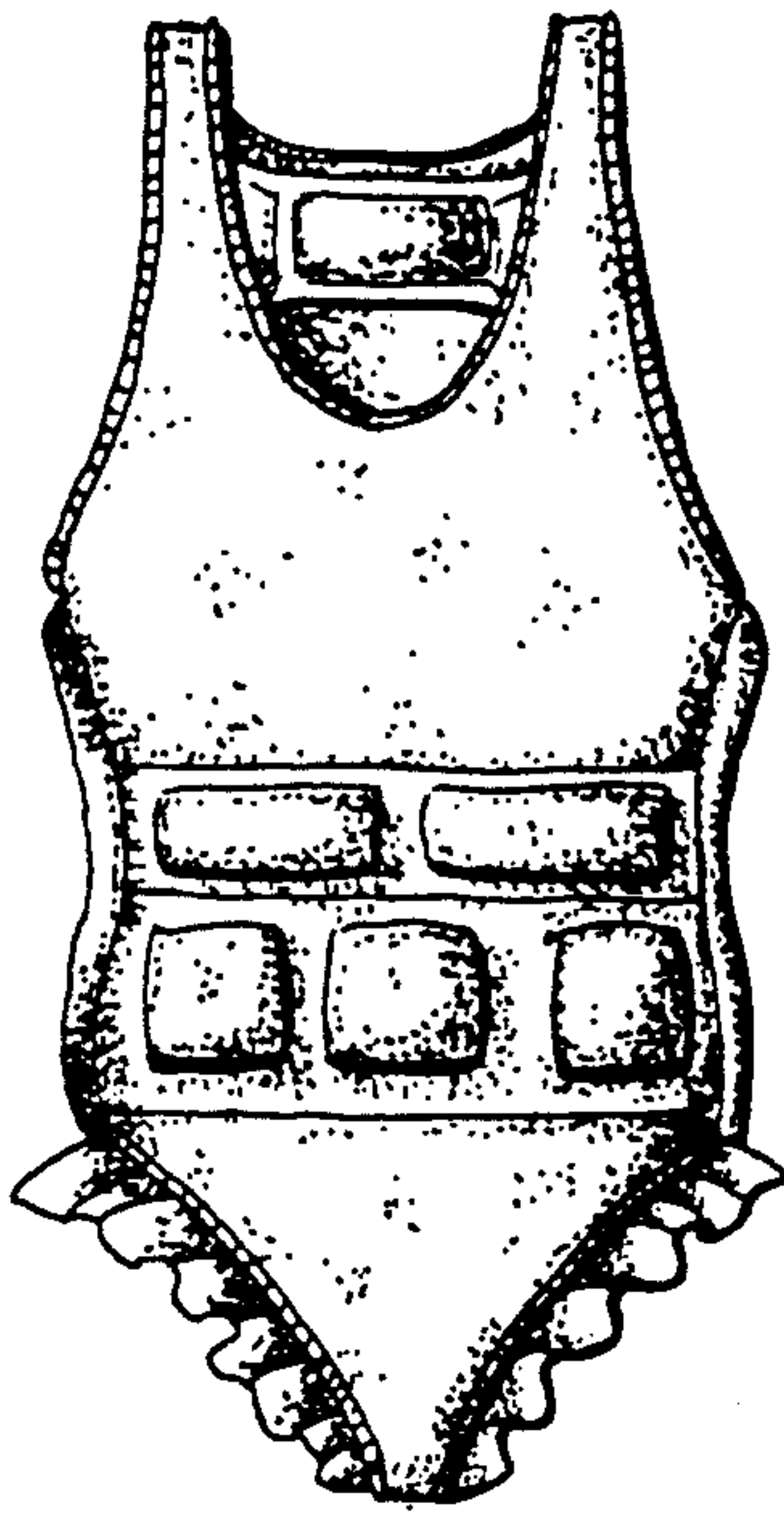


FIG. 8




FIG. 9

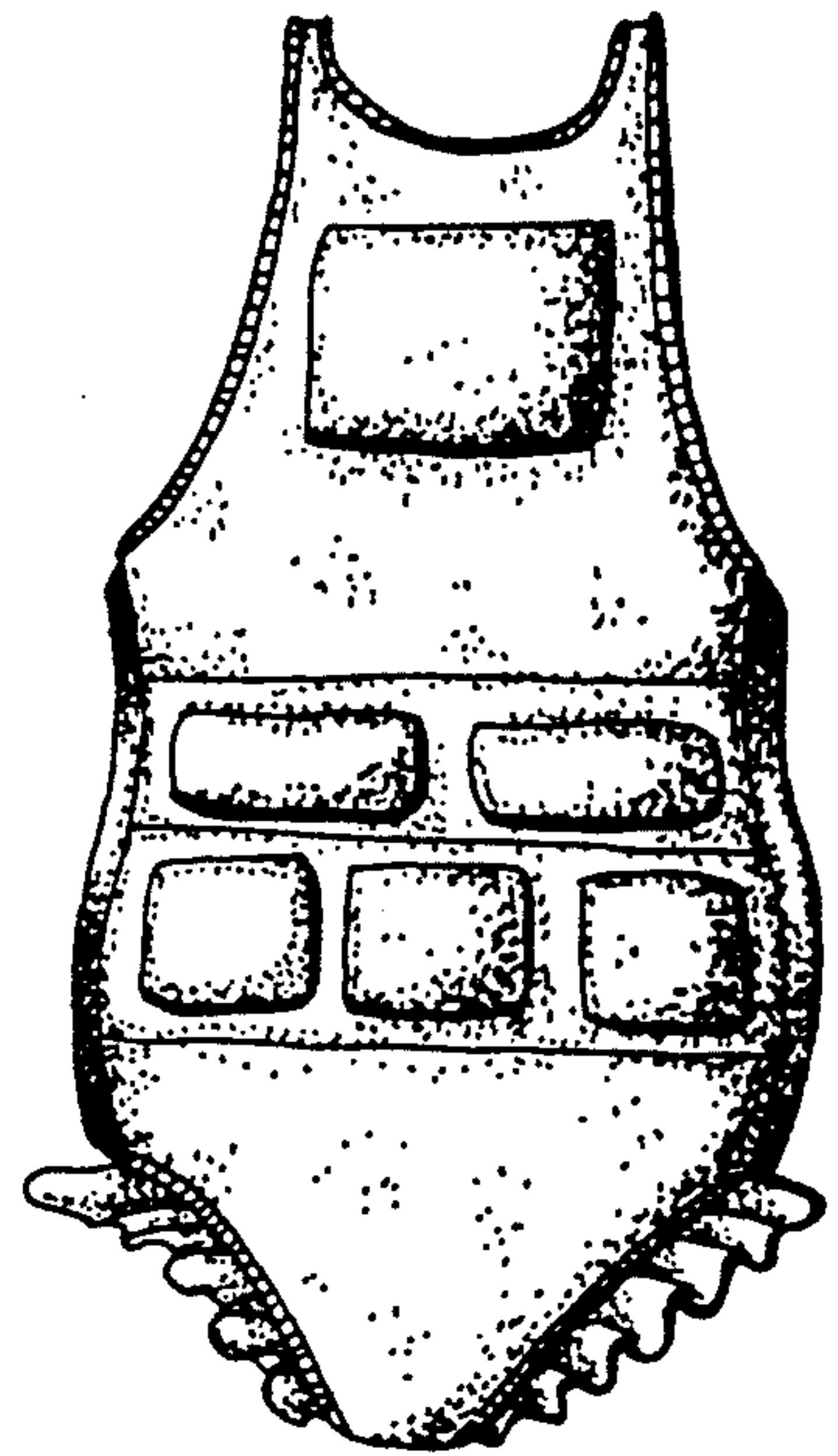


FIG. 10



FIG. 11



FIG. 12