



US00D333900S

# United States Patent [19]

[11] Patent Number: **Des. 333,900**

**Kinnamon et al.**

[45] Date of Patent: **\*\* Mar. 9, 1993**

## [54] SHOPPING CART BUMPER

5,074,570 12/1991 Ferris et al. .... 280/33.995

[75] Inventors: **Kevin D. Kinnamon**, Ft. Gibson;  
**Ronald J. Jones**, Muskogee, both of Okla.

### FOREIGN PATENT DOCUMENTS

382866 8/1990 European Pat. Off. .  
1182410 11/1964 Fed. Rep. of Germany .  
2602653 7/1986 France .

[73] Assignee: **Unarco Industries, Inc.**, Chicago, Ill.

[\*\*] Term: **14 Years**

### OTHER PUBLICATIONS

[21] Appl. No.: **885,204**

Drawing No. 1-1295-515 dated Jun. 8, 1976 of United Steel & Wire Division Brochure of Kart-Gard, "A new One-Piece Full Length Shopping Cart Bumper", undated.

[22] Filed: **May 18, 1992**

### Related U.S. Application Data

[63] Continuation of Ser. No. 706,055, May 28, 1991, Pat. No. 5,131,669.

*Primary Examiner*—Kay H. Chin  
*Attorney, Agent, or Firm*—Dressler, Goldsmith, Shore, Sutker & Milnamow, Ltd.

[52] U.S. Cl. .... **D34/27; D12/168**

[58] Field of Search ..... **D34/27, 12; 280/33.992, 280/33.995, 33.993; 248/345.1; D12/168; 114/219**

### [57] CLAIM

The ornamental design for a shopping cart bumper, as shown and described.

### [56] References Cited

#### U.S. PATENT DOCUMENTS


3,195,912 7/1965 Howard et al. .... 280/33.99  
3,813,111 5/1974 Ruger ..... 280/33.99 R  
4,012,878 3/1977 Ellingson ..... 52/288  
4,201,359 5/1980 Baslow ..... 248/345.1  
4,600,204 7/1986 Badger ..... 280/33.99 A  
4,751,891 6/1988 Wilson ..... 114/219  
4,883,281 11/1989 Waterman ..... 280/33.992  
5,020,811 6/1991 Ondrasik ..... 280/33.993

### DESCRIPTION


FIG. 1 is a top and rear perspective view of a shopping cart bumper showing our new design;  
FIG. 2 is a top plan view thereof, the bottom plan view being a mirror image of that shown;  
FIG. 3 is a side elevational view thereof, the opposite side elevational view being a mirror image of that shown;  
FIG. 4 is a front elevational view thereof; and,  
FIG. 5 is a rear elevational view thereof.



*Fig. 1*




*Fig. 2*



*Fig. 3*



*Fig. 4*



*Fig. 5*

