



US00D333887S

# United States Patent [19]

[11] Patent Number: **Des. 333,887**

**Dowler**

[45] Date of Patent: **\*\* Mar. 9, 1993**

## [54] PET EXERCISER TREADMILL

[76] Inventor: **Margaret A. Dowler, 902 Vine St., Collinsville, Ill. 62234**

[\*\*] Term: **14 Years**

[21] Appl. No.: **655,925**

[22] Filed: **Feb. 15, 1991**

[52] U.S. Cl. .... **D30/160**

[58] Field of Search ..... **119/29, 17; D30/160; D21/192; 482/54; 272/69**

## [56] References Cited

### U.S. PATENT DOCUMENTS

D. 259,367	5/1981	Talbot .....	D21/192
D. 289,668	5/1987	Gremonprez et al. ....	D21/192
736,360	8/1903	Burgess .....	119/29
2,017,885	10/1935	Atcheson .....	482/54
4,374,587	2/1983	Ogden .....	482/54
4,406,451	9/1983	Gaetano .....	482/54
4,502,679	3/1985	DeLorenzo .....	482/54
4,614,337	9/1986	Schönenberger .....	482/54

### FOREIGN PATENT DOCUMENTS

221620	6/1942	Switzerland .....	272/69
525227	8/1940	United Kingdom .....	119/29

## OTHER PUBLICATIONS

Chartpak Catalog; 1965; p. 48; diagonal striped tape in dispenser.

The Battle Creek Health Walker Treadmill brochure; cover photo.

Trotter Treadmills Inc., brochure; Cover photograph Model C22.

Pace Master 600 Model of Aerobics Inc. brochure; Cover photograph.

*Primary Examiner*—A. Hugo Word

*Assistant Examiner*—Cathy Anne MacCormac

*Attorney, Agent, or Firm*—Leon Gilden

## [57] CLAIM

The ornamental design for a pet exerciser treadmill, as shown and described.

## DESCRIPTION

FIG. 1 is a front elevational view of the pet exerciser treadmill showing my new design;

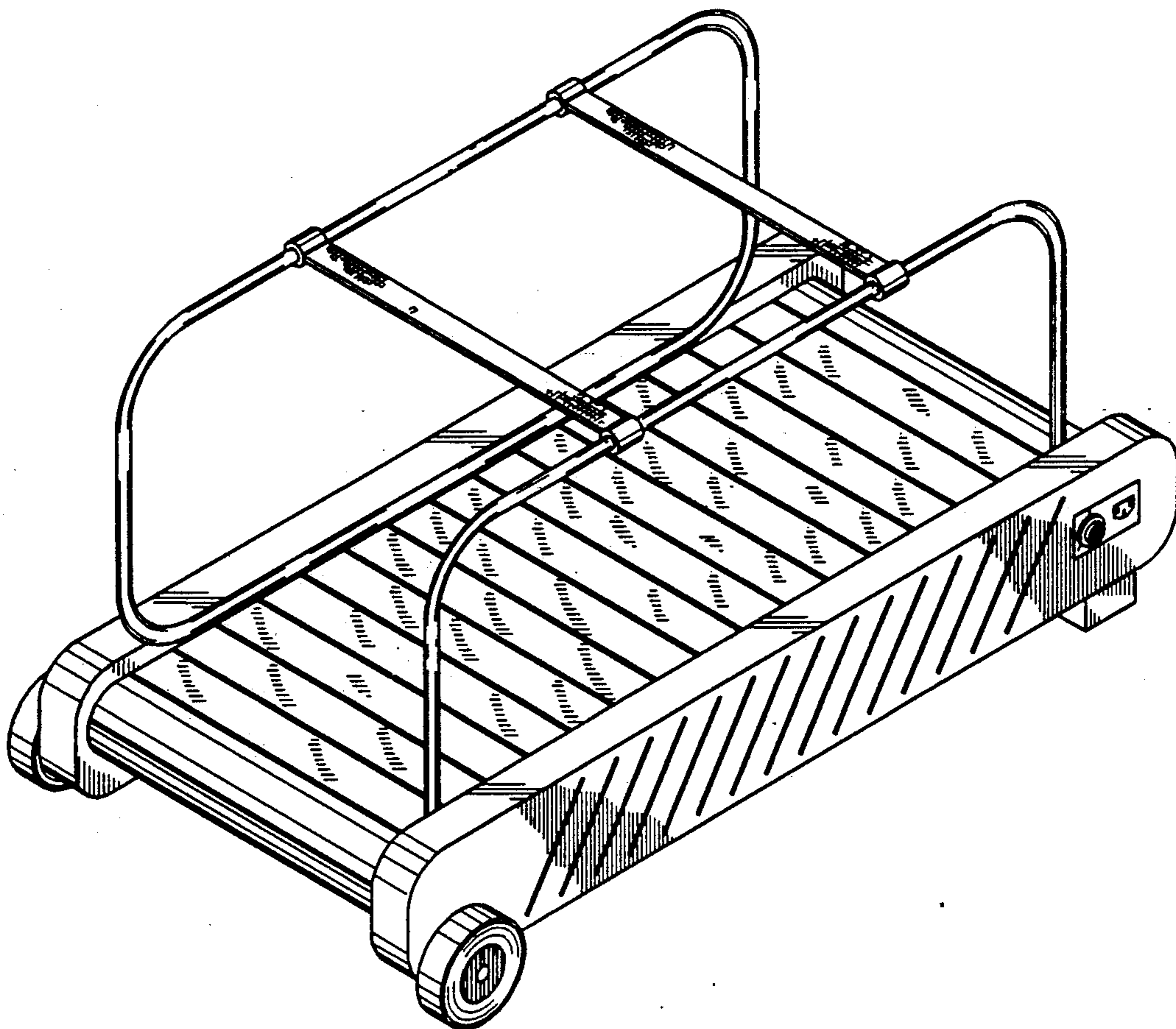
FIG. 2 is a rear elevational view thereof;

FIG. 3 is a left side elevational view thereof;


FIG. 4 is a right side elevational view thereof;

FIG. 5 is a top plan view thereof; and,

FIG. 6 is a bottom plan view thereof.



*FIG. 1*



*FIG. 2*




FIG. 3

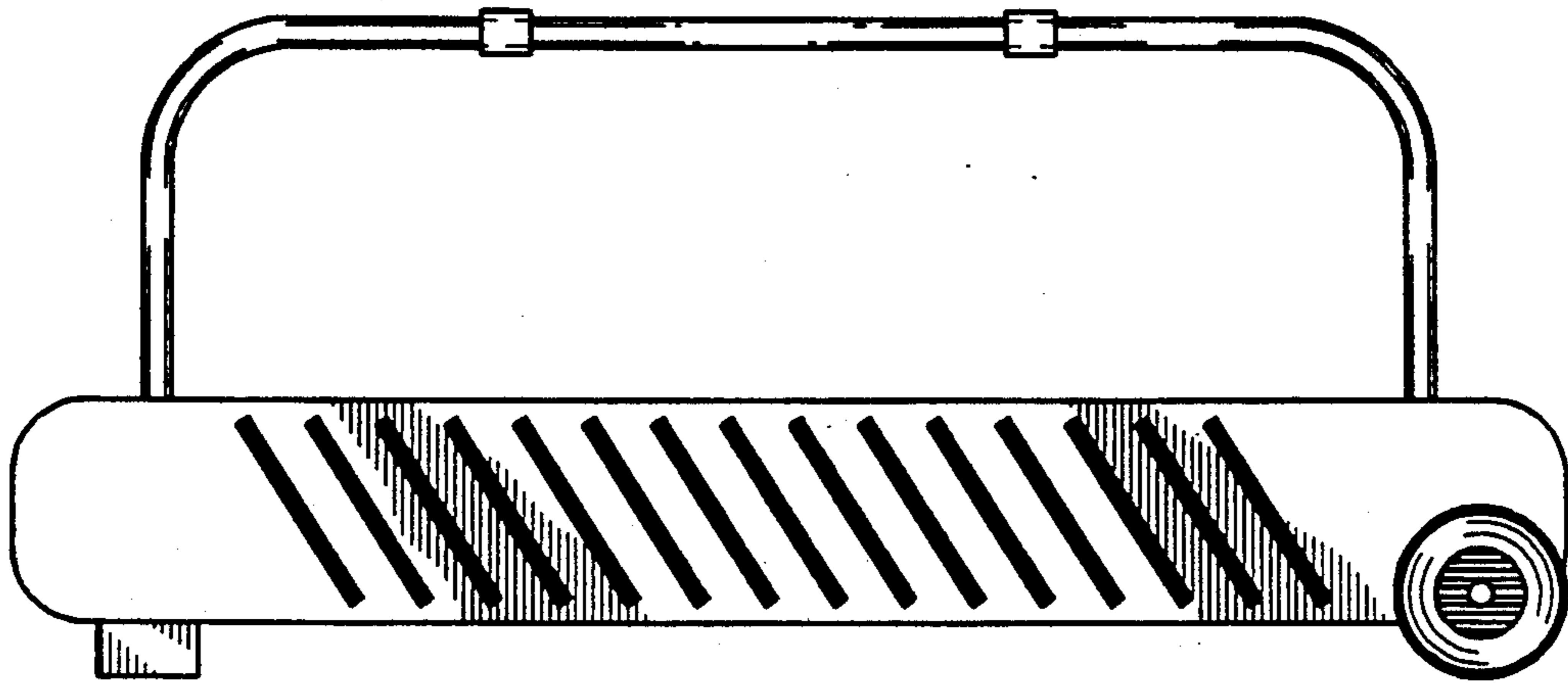


FIG. 4

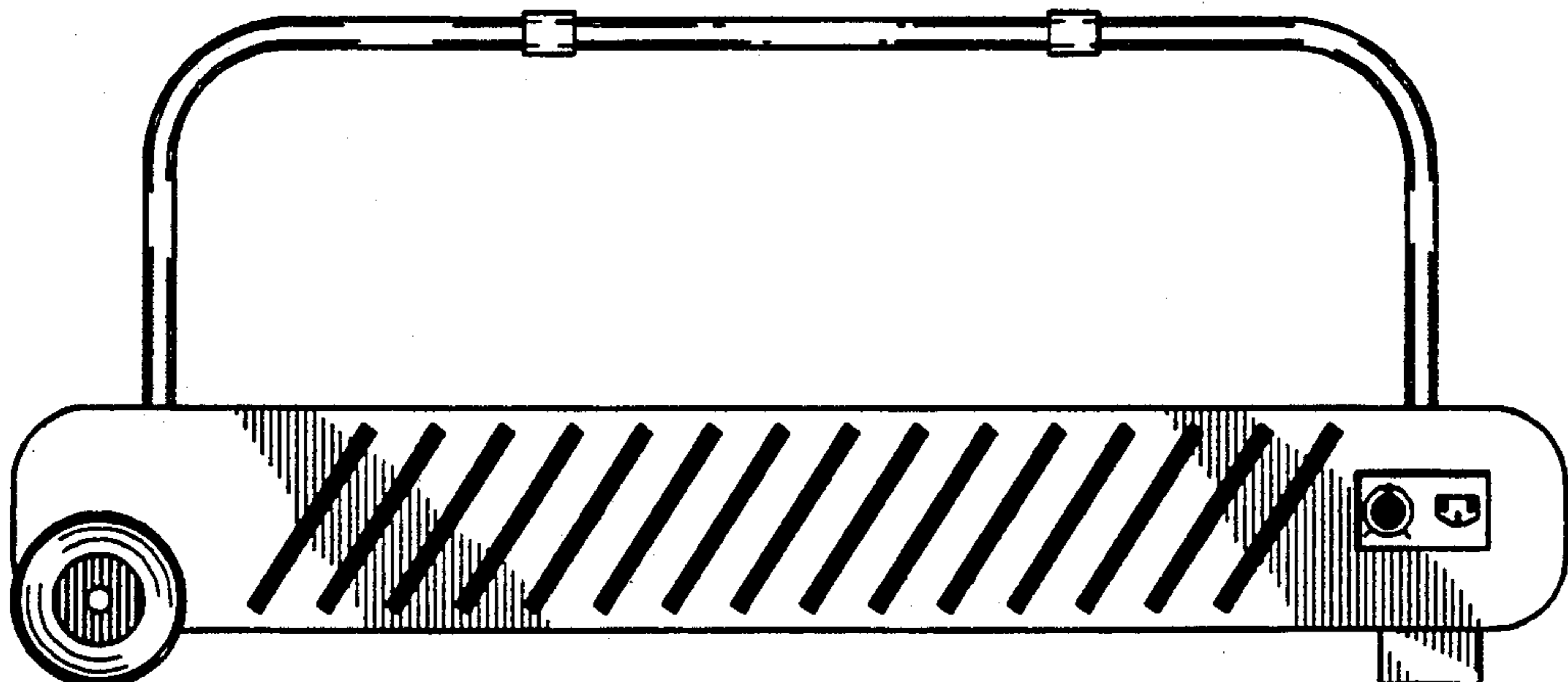


FIG. 5

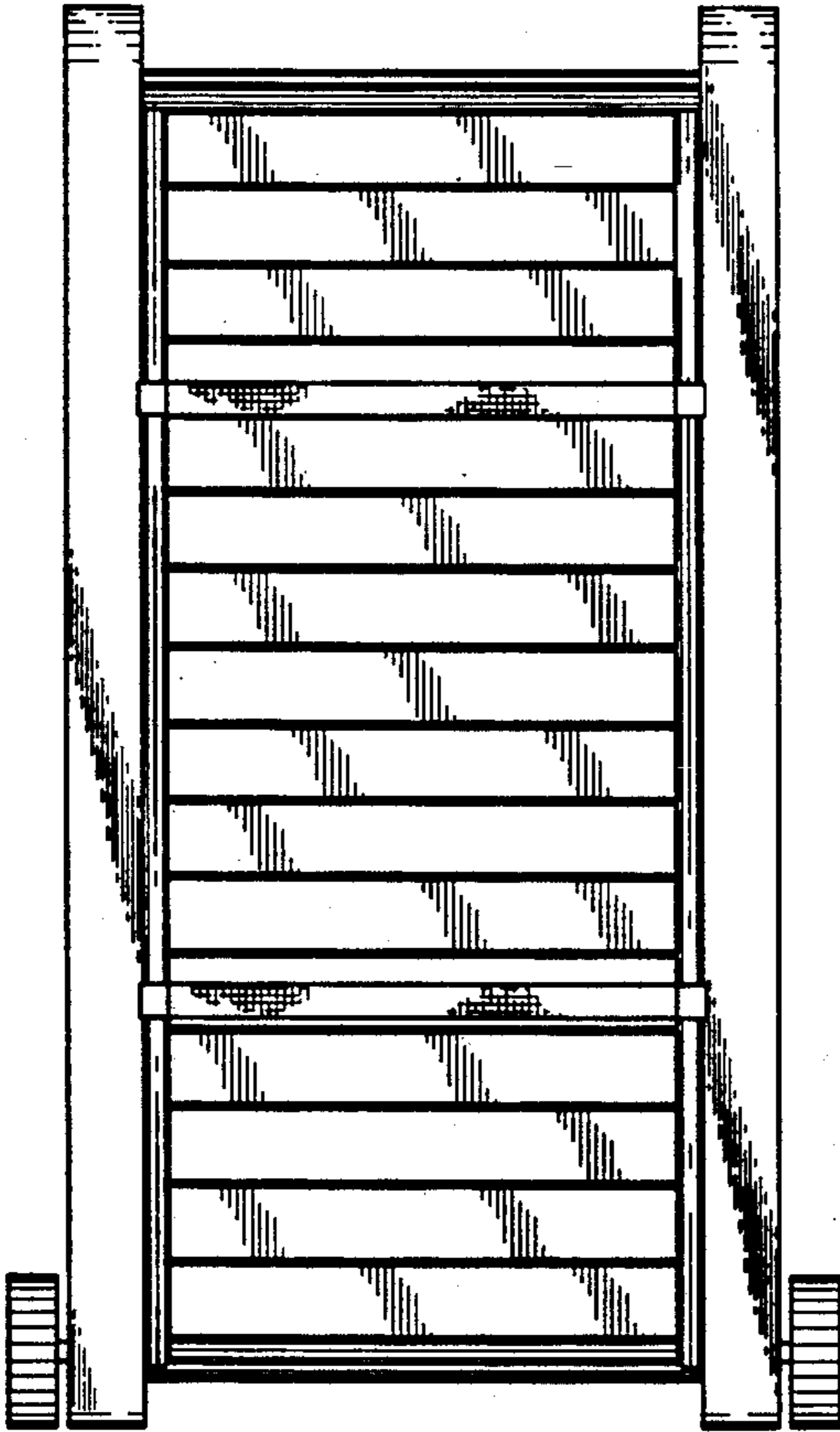


FIG. 6

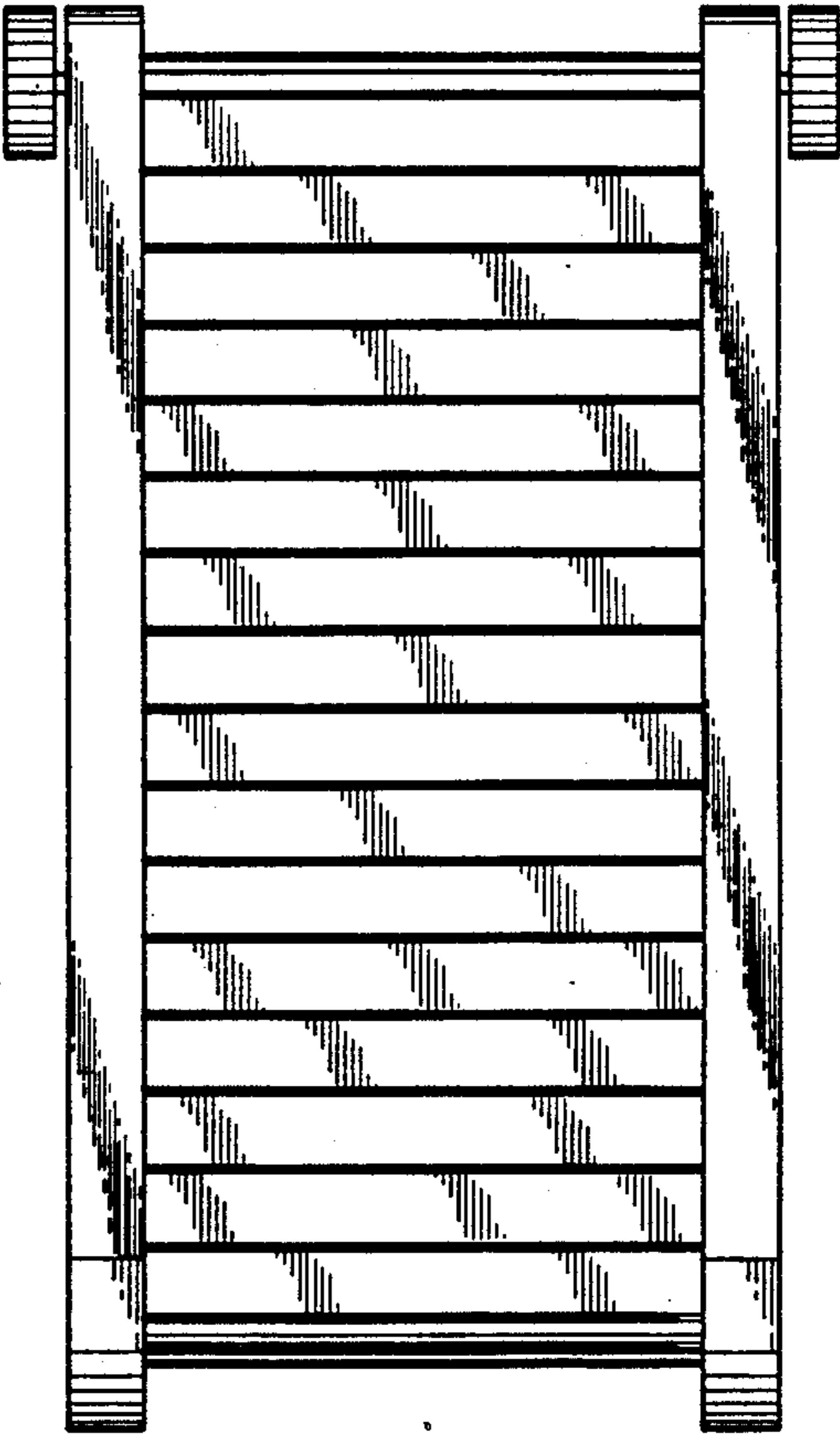


FIG. 7

