



US00D333842S

United States Patent [19]

[11] Patent Number: Des. 333,842

Kirchner

[45] Date of Patent: ** Mar. 9, 1993

[54] ORGANIZER TRAY FOR ASSORTED DESK ACCESSORIES

[75] Inventor: Balthasar Kirchner, Eferding, Austria

[73] Assignee: Ernst Stadelmann Gesellschaft M.B.H., Eferding, Austria

[*] Notice: The portion of the term of this patent subsequent to Dec. 22, 2006 has been disclaimed.

[**] Term: 14 Years

[21] Appl. No.: 569,455

[22] Filed: Aug. 17, 1990

[30] Foreign Application Priority Data

| | | |
|--------------------|---------|--------|
| Feb. 22, 1990 [AT] | Austria | 27.886 |
| Feb. 22, 1990 [AT] | Austria | 27.887 |
| Feb. 22, 1990 [AT] | Austria | 27.888 |
| Feb. 22, 1990 [AT] | Austria | 27.889 |
| Feb. 22, 1990 [AT] | Austria | 27.890 |
| Feb. 22, 1990 [AT] | Austria | 27.891 |
| Feb. 22, 1990 [AT] | Austria | 27.892 |

[52] U.S. Cl. D19/78; D19/75; D19/92; D19/83; D19/95

[58] Field of Search D3/30.1, 74; D19/65, D19/75, 77, 78, 81-85, 86, 92, 95, 99, 100; 206/1.7-1.9, 214, 371, 224; 211/69.1-69.9

[56] References Cited

U.S. PATENT DOCUMENTS

| | | | | |
|------------|---------|-----------------|-------|----------|
| D. 67,588 | 6/1925 | Falder | | D19/75 X |
| D. 184,013 | 12/1958 | Jarvi | | D19/92 |
| D. 184,610 | 3/1959 | Doman | | D19/92 X |
| D. 189,489 | 12/1960 | Jackson | | D19/75 X |
| D. 245,783 | 9/1977 | Fieni | | D19/75 |
| D. 247,647 | 3/1978 | Huber | | D19/77 X |
| D. 266,675 | 10/1982 | Polhemus et al. | | D19/75 X |
| D. 301,590 | 6/1989 | Foram | | D19/77 |
| D. 306,319 | 2/1990 | Evenson | | D19/77 |
| D. 317,180 | 5/1991 | Leszczak | | D19/75 X |

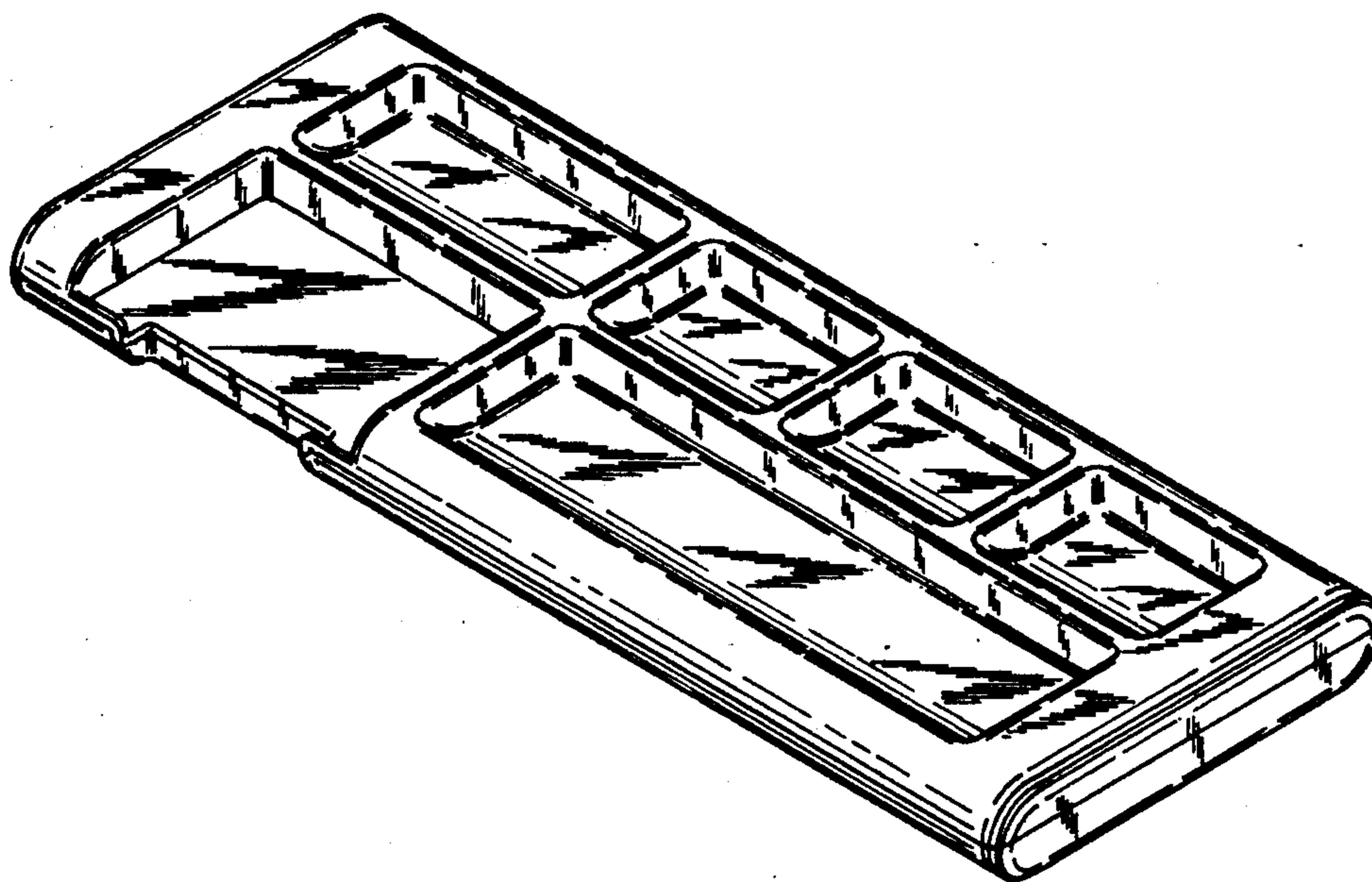
Primary Examiner—Nelson C. Holtje
Assistant Examiner—Martha Thompson
Attorney, Agent, or Firm—Herbert Dubno; Ronald Lianides

[57] CLAIM

The ornamental design for an organizer tray for assorted desk accessories, as shown and described.

DESCRIPTION

FIG. 1 is a top plan view of an organizer tray for assorted desk accessories showing my new design; FIG. 2 is a bottom plan view thereof; FIG. 3 is a front elevational view thereof; FIG. 4 is a rear elevational view thereof; FIG. 5 is an elevational view of one side of the desk tray, the other side view being identical thereto; and, FIG. 6 is a front, upper right perspective view thereof.






FIG. 1

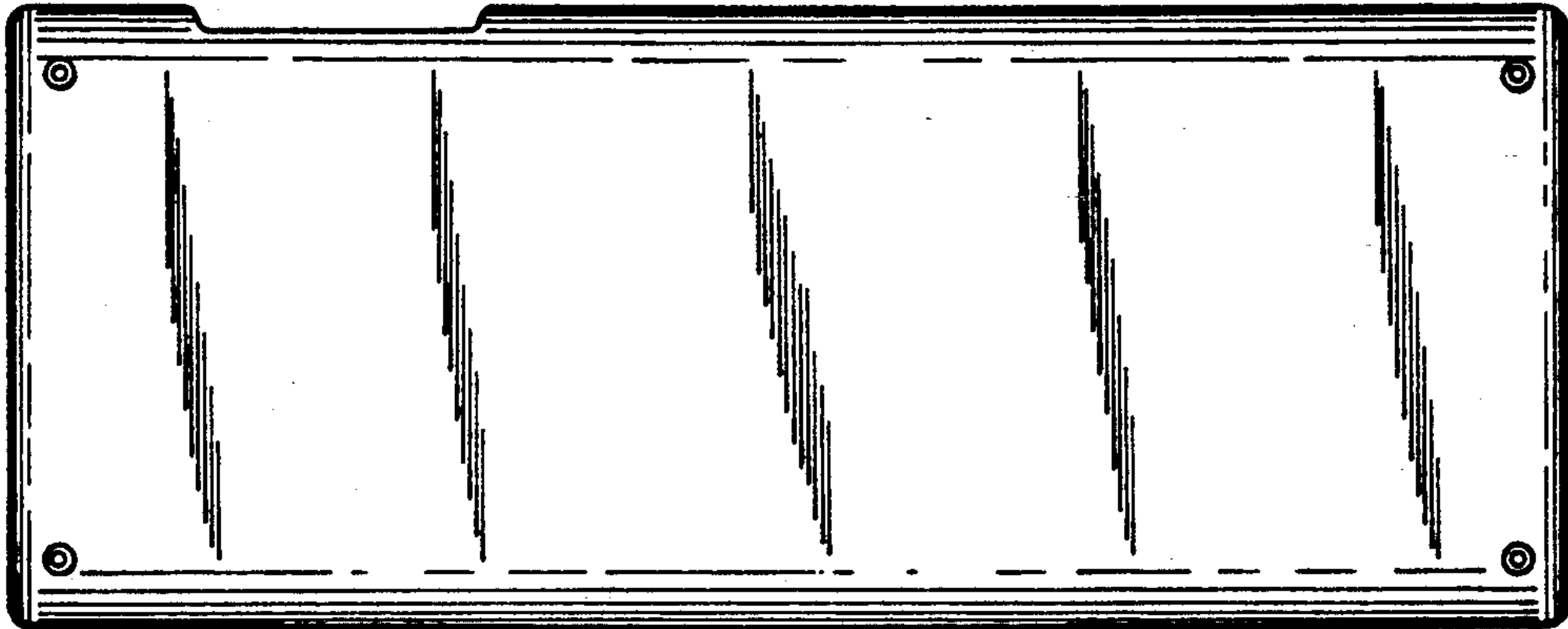


FIG. 2




FIG. 3




FIG. 4

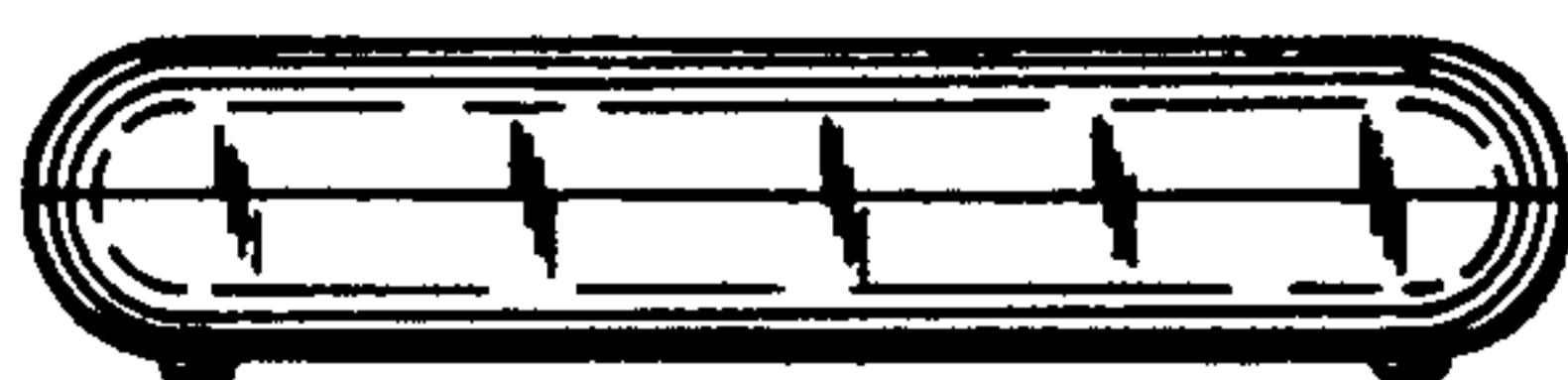


FIG. 5

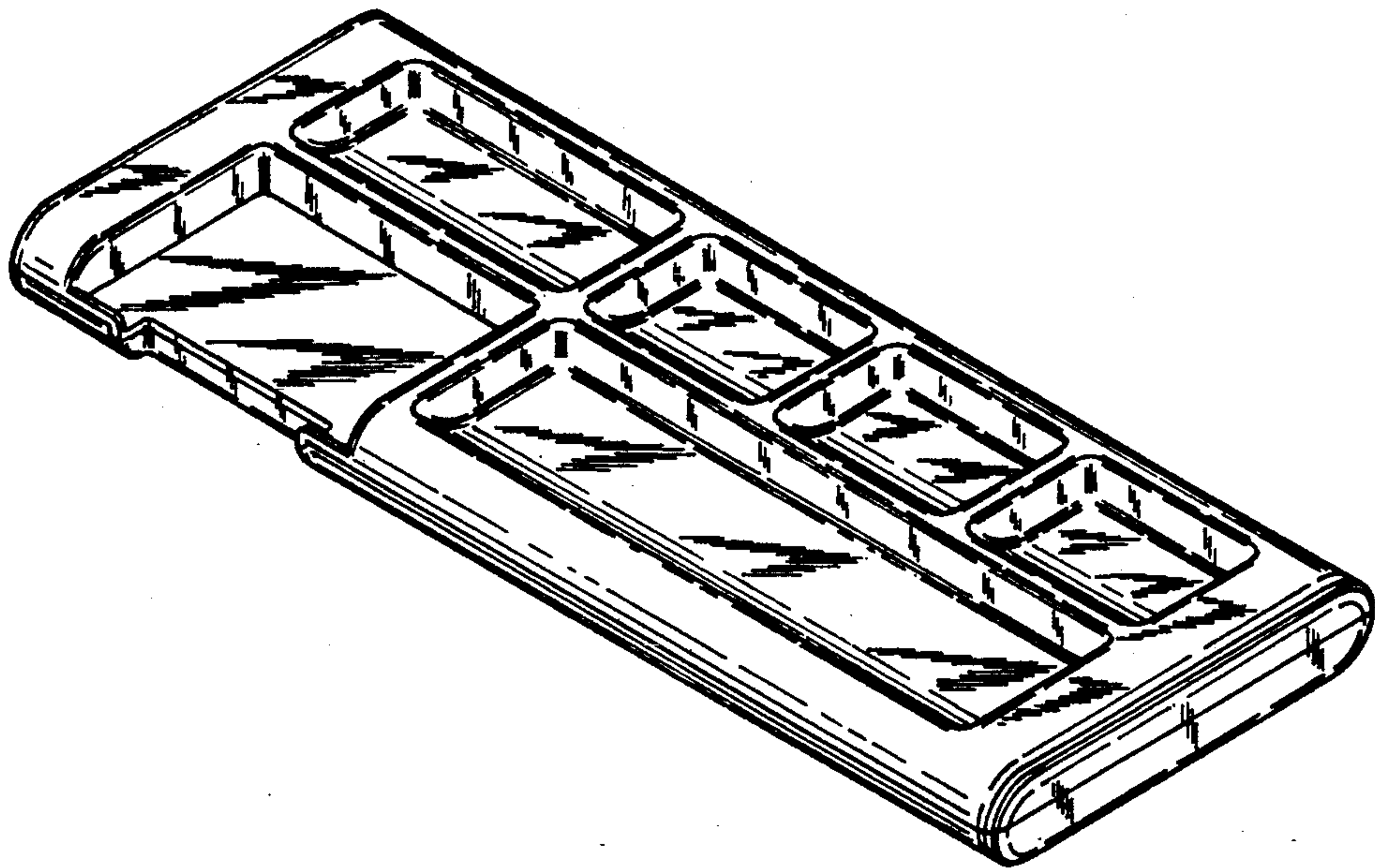


FIG. 6