



US00D333840S

United States Patent [19]

[11] Patent Number: **Des. 333,840**

Hagstrand

[45] Date of Patent: **** Mar. 9, 1993**

[54] **COMBINED TELEPHONE INDEX AND WRITING INSTRUMENT HOLDER**

[56] **References Cited**

[75] Inventor: **Olof Hagstrand, Stockholm, Sweden**

U.S. PATENT DOCUMENTS

[73] Assignee: **AB Underphone, Sweden**

D. 119,284	3/1940	Rosenberg	D19/78
D. 145,878	11/1946	Ajero	D19/76
D. 260,534	9/1981	Halm	D19/76
D. 304,346	10/1989	Fung	D19/76
D. 315,173	3/1991	Sawatsky et al.	D19/78
D. 319,262	8/1991	Brinker et al.	D19/78 X
D. 320,778	10/1991	Palett	D19/76 X
4,070,776	1/1978	Mitsubishi	40/381
4,129,215	12/1978	Halm	209/610

[**] Term: **14 Years**

[21] Appl. No.: **662,791**

Primary Examiner—Nelson C. Holtje
Assistant Examiner—Martha Thompson
Attorney, Agent, or Firm—Bruce L. Adams; Van C. Wilks

[22] Filed: **Feb. 28, 1991**

[57] CLAIM

[30] **Foreign Application Priority Data**

Aug. 29, 1990 [SE] Sweden 90-1805


[52] U.S. Cl. **D19/76; D19/78; D19/84; D19/90**

[58] Field of Search **D19/65, 75, 76, 78, D19/81-85, 90, 99, 100; 40/371-376, 377, 378-390; 211/10, 11; 281/15 B, 45; 209/610-613**

The ornamental design for a combined telephone index and writing instrument holder, as shown and described.

DESCRIPTION

FIG. 1 is a top, right front perspective view of a combined telephone index and writing instrument holder showing my new design; and, FIG. 2 is a bottom, left rear perspective view thereof.



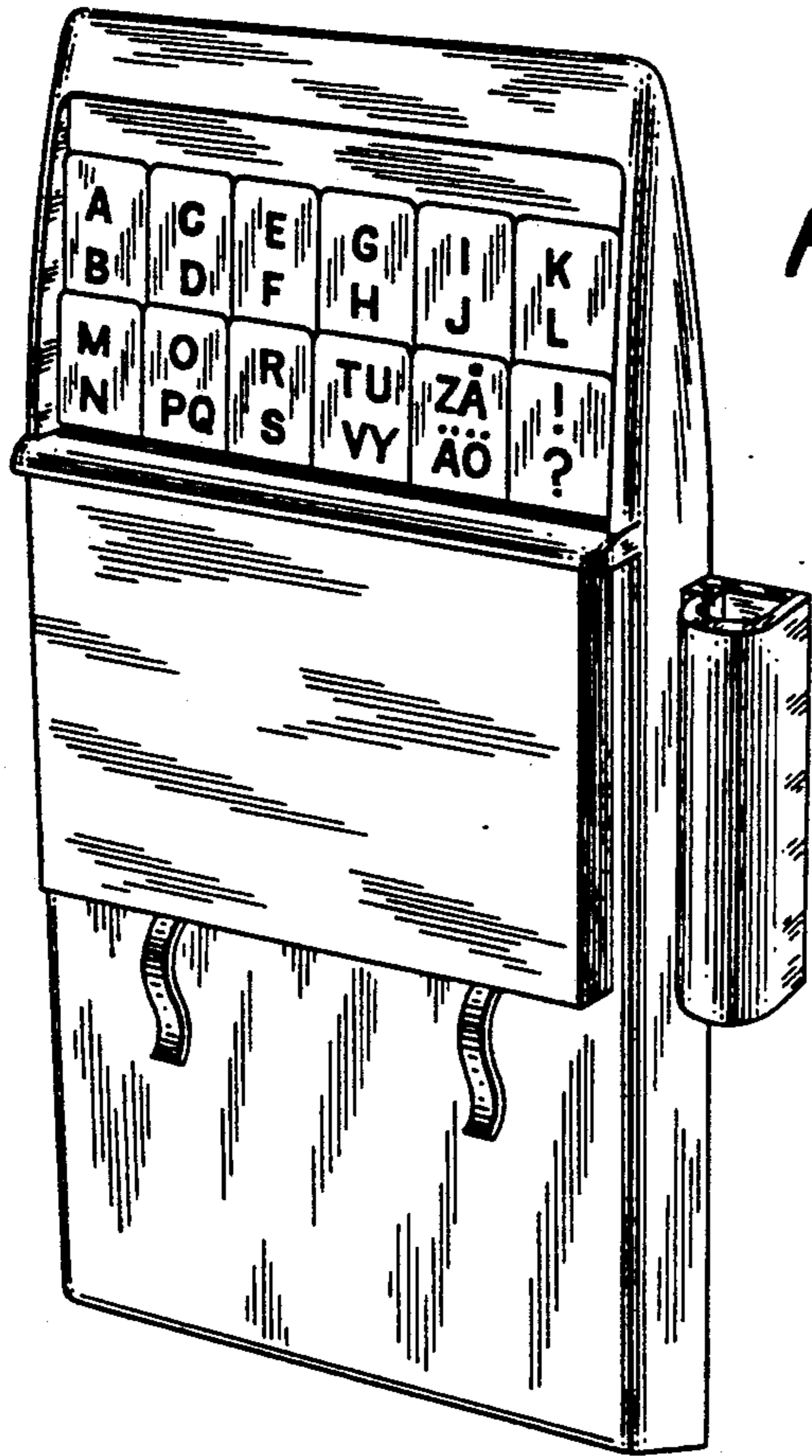


FIG. 1

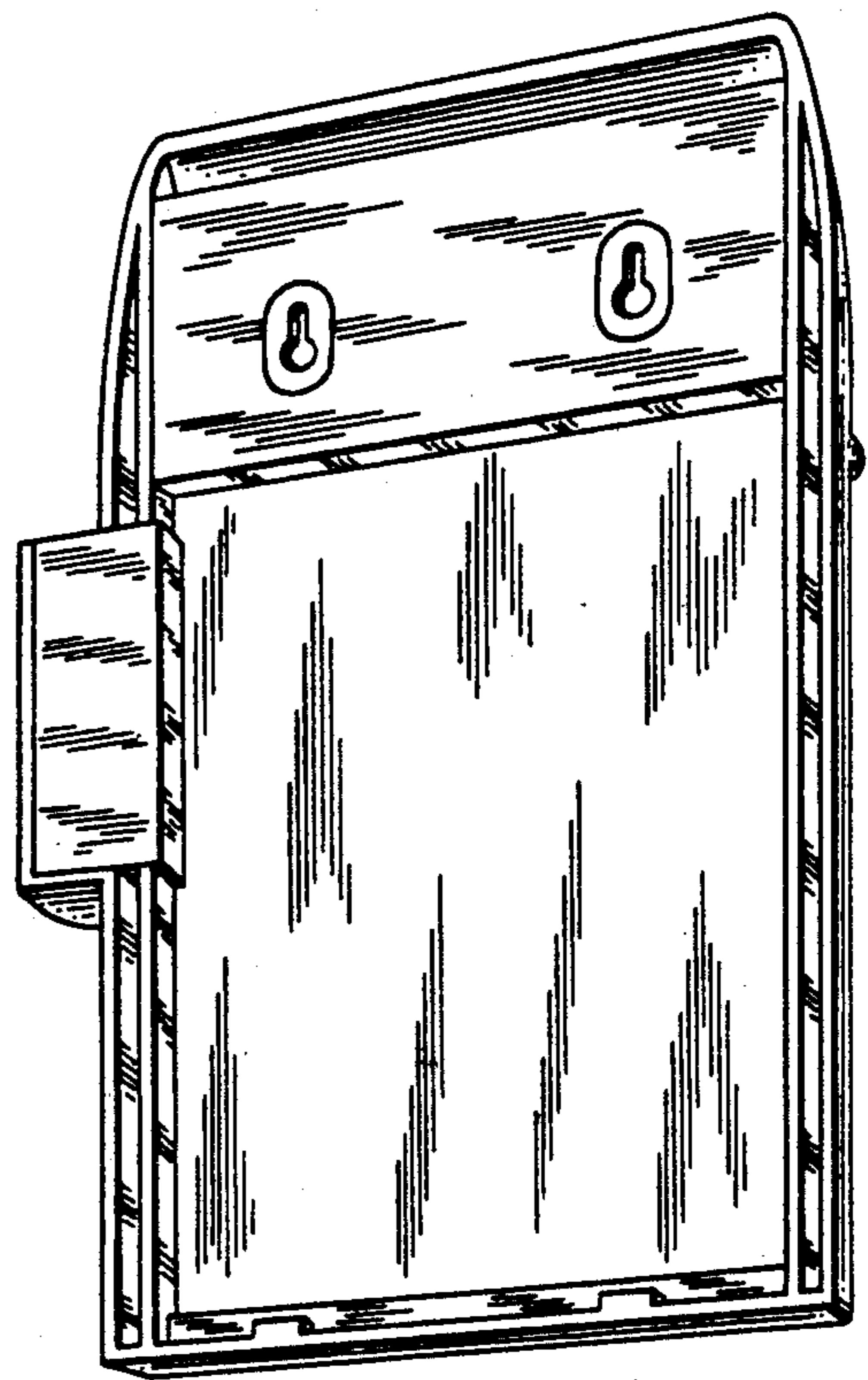


FIG. 2