



US00D333837S

United States Patent [19]

Peersmann

[11] Patent Number: **Des. 333,837**

[45] Date of Patent: **** Mar. 9, 1993**

[54] **PEN**

[75] Inventor: **Richard F. M. Peersmann, Et Scheveningen, Netherlands**

[73] Assignee: **Pollyflame International, B.V., Netherlands**

[**] Term: **14 Years**

[21] Appl. No.: **539,055**

[22] Filed: **Jun. 15, 1990**

[30] **Foreign Application Priority Data**

Jan. 8, 1990 [WO] World Int. Prop. O. DM015552

[52] U.S. Cl. **D19/46; D19/42; D19/45; D19/55**

[58] Field of Search **D19/35, 36, 41-51, D19/54-58, 81-85; 401/6, 7, 8, 88**

[56] **References Cited**

U.S. PATENT DOCUMENTS

- D. 19,456 12/1889 Brossy et al. D19/42
- D. 22,264 3/1893 Lydick D19/42
- D. 58,425 7/1921 Fish D19/42

- D. 93,444 10/1934 Blakeman D19/42 X
- D. 162,522 3/1951 Currence et al. D19/42
- D. 168,531 1/1953 Brudny D19/42
- D. 252,520 7/1979 Tjiri D19/46
- D. 280,110 8/1985 Brooks D19/42
- D. 288,824 3/1987 Ijiri D19/46
- D. 308,889 6/1990 Gecchelin D19/42 X
- 4,728,212 3/1988 Spector 401/88

Primary Examiner—Nelson C. Holtje
Assistant Examiner—Martha Thompson
Attorney, Agent, or Firm—Arnold, White & Durkee

[57] **CLAIM**

The ornamental design for a pen, as shown and described.

DESCRIPTION

FIG. 1 is a front elevational view of a pen showing my new design;
FIG. 2 is a right side elevational view;
FIG. 3 is a left side elevational view;
FIG. 4 is a rear elevational view;
FIG. 5 is a top plan view; and,
FIG. 6 is a bottom plan view thereof.

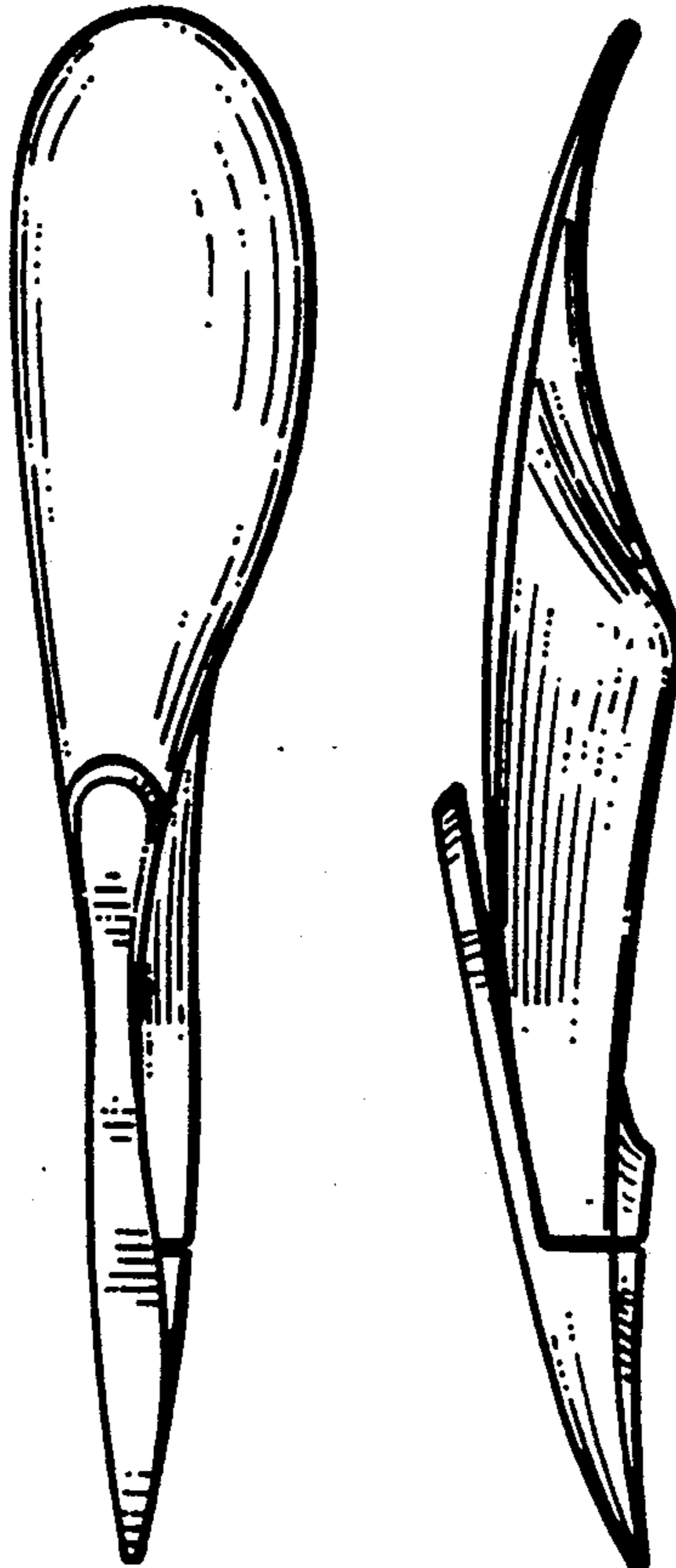


FIG.1



FIG.2

FIG.3

FIG.4

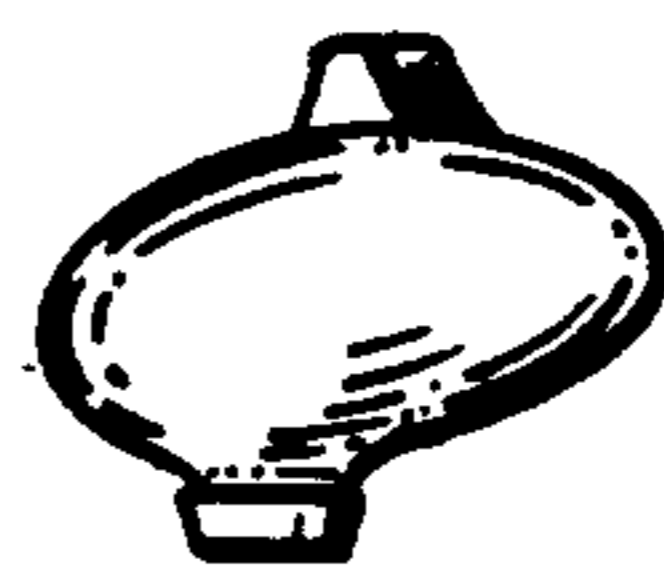
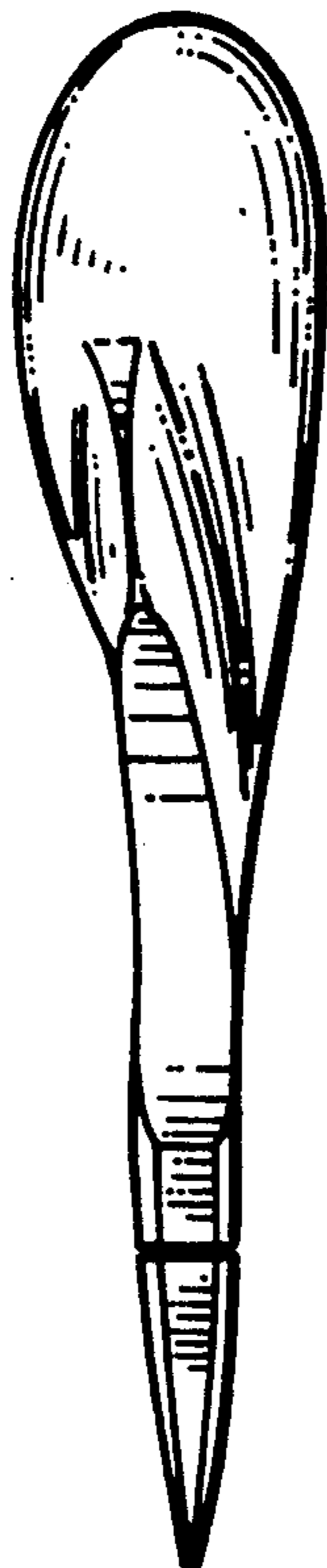


FIG.5



FIG.6