



US00D333821S

# United States Patent [19]

[11] Patent Number: Des. 333,821

Takimoto

[45] Date of Patent: \*\* Mar. 9, 1993

[54] COMBINED DIGITAL AUDIO DISC PLAYER, RADIO TUNER AND TAPE RECORDER

D. 318,277 7/1991 Takimoto ..... D14/163

[75] Inventor: Makoto Takimoto, Osaka, Japan

### OTHER PUBLICATIONS

HFD; Jun. 6, 1988; p. 83; Panasonic model FD75.

[73] Assignee: Sharp Corporation, Osaka, Japan

Primary Examiner—Theodore M. Shooman  
Attorney, Agent, or Firm—Flehr, Hohbach, Test,  
Albritton & Herbert

[\*\*] Term: 14 Years

### [57] CLAIM

[21] Appl. No.: 612,713

The ornamental design for a combined digital audio disc player, radio tuner and tape recorder, as shown and described.

[22] Filed: Nov. 13, 1990

### [30] Foreign Application Priority Data

May 16, 1990 [JP] Japan ..... 2-16566

### DESCRIPTION

[52] U.S. Cl. .... D14/168; D14/163

[58] Field of Search ..... D14/160-168,  
D14/154, 188, 192, 194-196; 455/344, 350-351

FIG. 1 is a perspective view of a combined digital audio disc player, radio tuner and tape recorder showing my new design with the antenna-raised and the cassette holder open;

### [56] References Cited

#### U.S. PATENT DOCUMENTS

D. 309,454 7/1990 Mori ..... D14/168 X

D. 313,597 1/1991 Takimoto ..... D14/168 X

D. 317,916 7/1991 Fuke ..... D14/163

FIG. 2 is a front elevational view thereof;

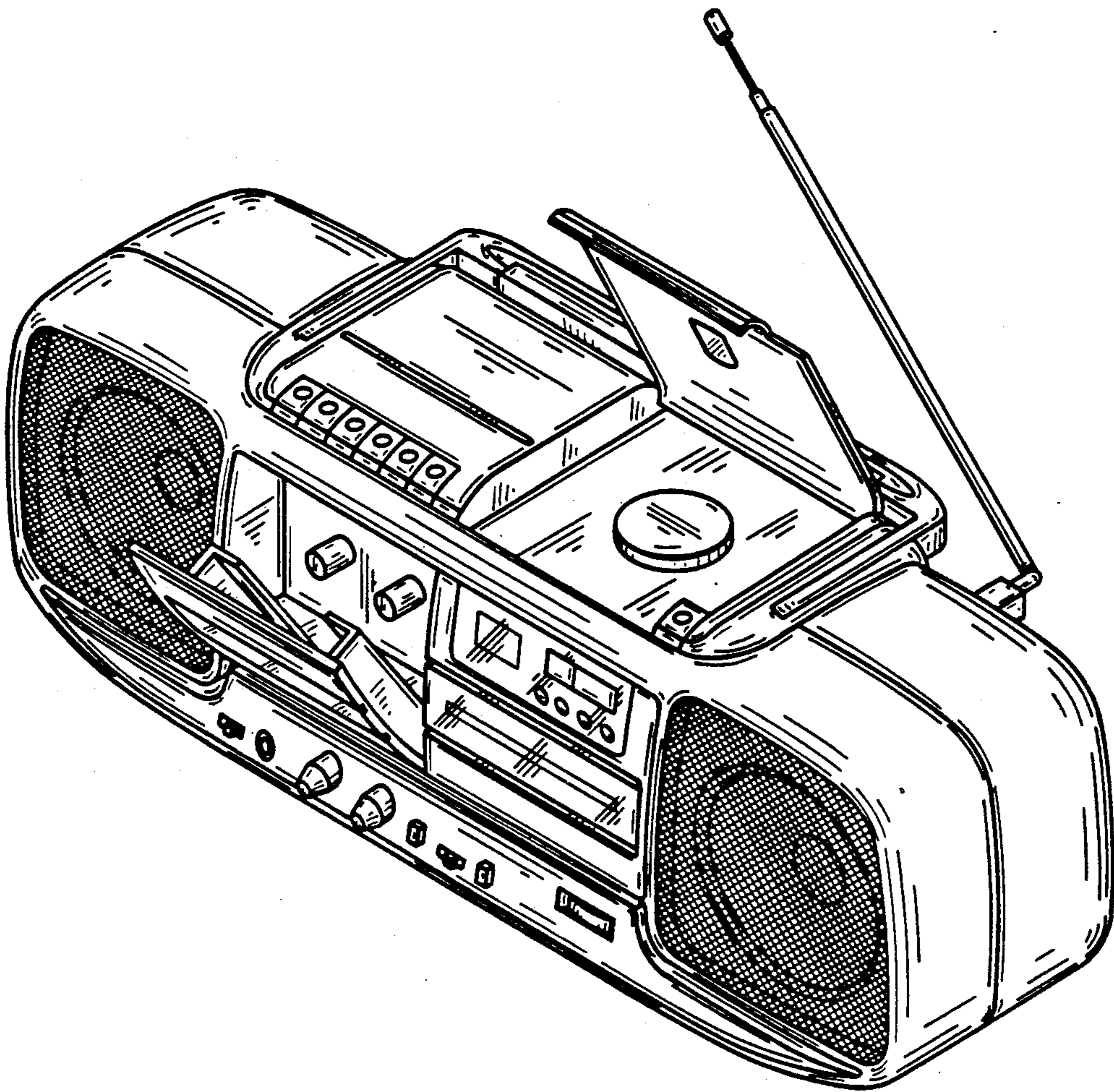
FIG. 3 is a rear elevational view thereof;


FIG. 4 is a top plan view thereof;

FIG. 5 is a bottom plan view thereof;


FIG. 6 is a right side elevational view thereof; and,

FIG. 7 is a left side elevational view thereof.






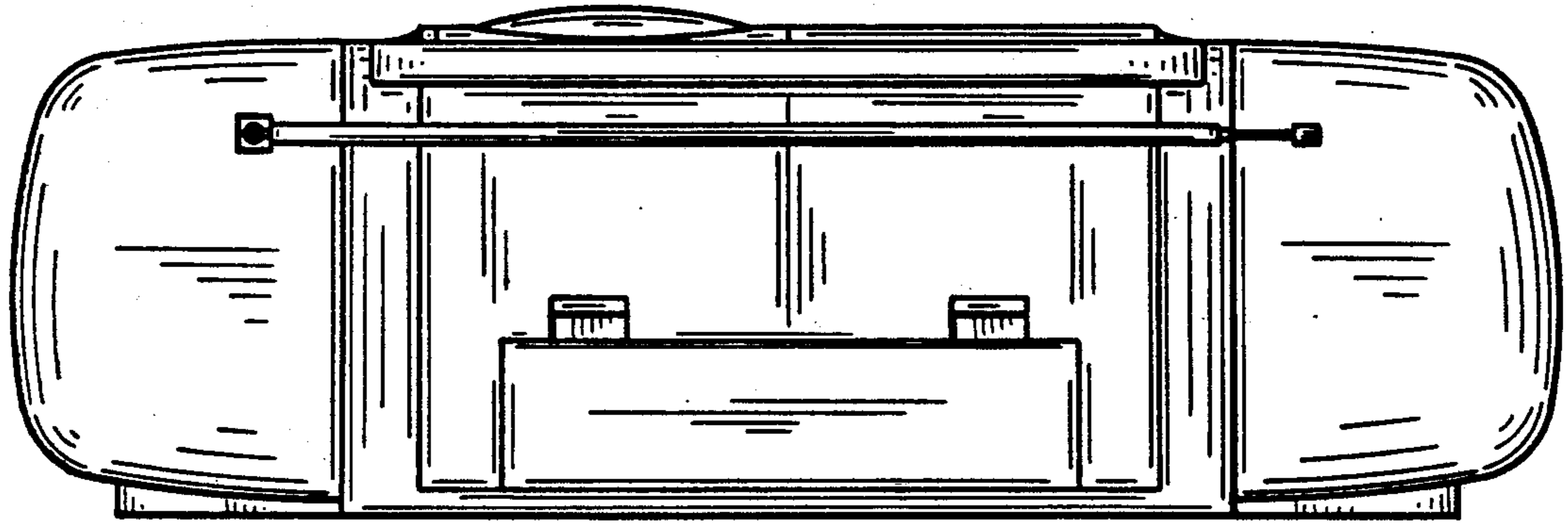
**FIG\_1**



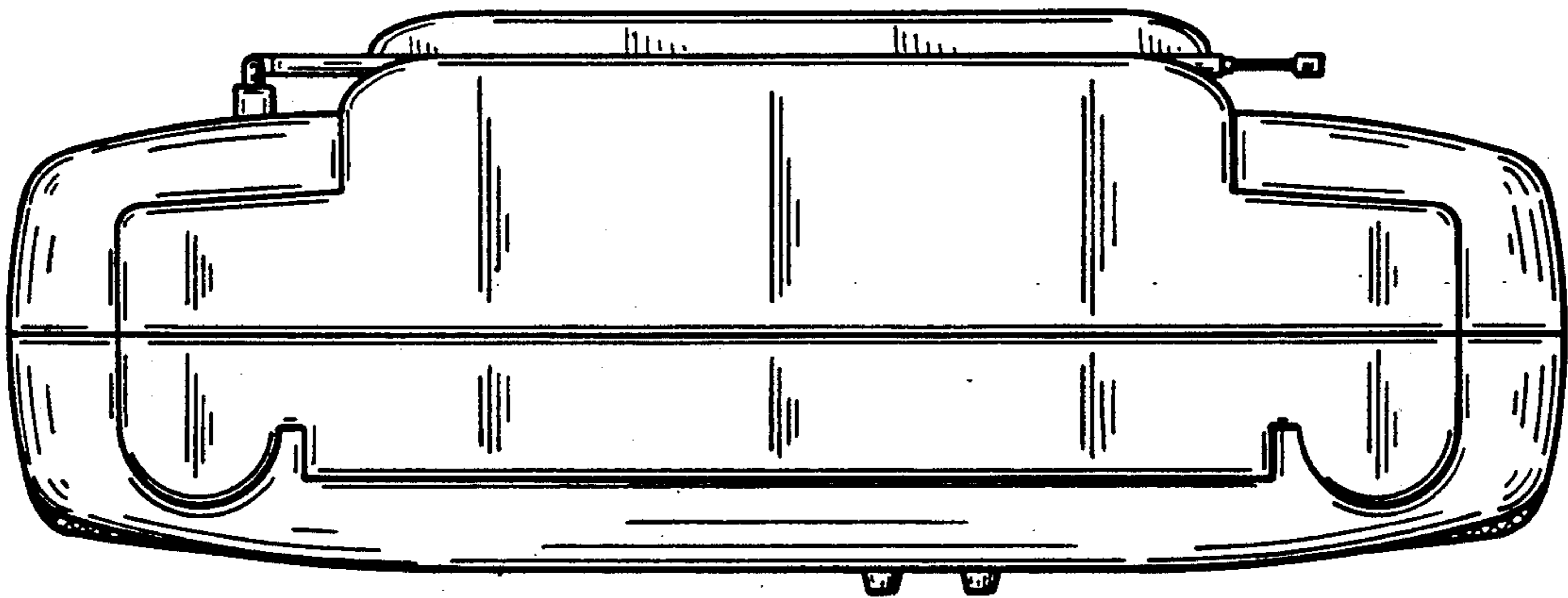
FIG\_2



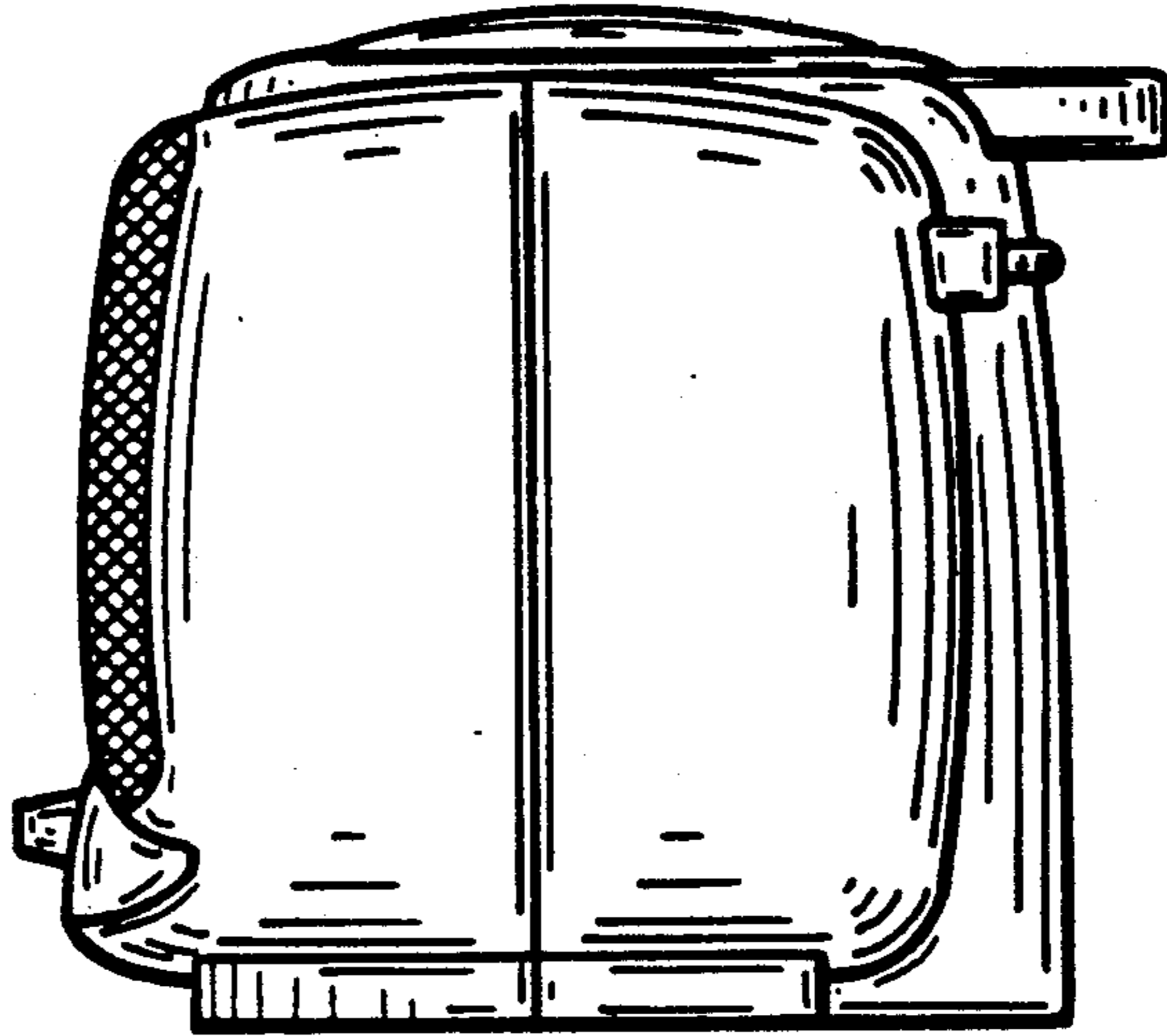
FIG\_4




*FIG\_3*



*FIG\_5*



**FIG\_6**



**FIG\_7**