



US00D333804S

United States Patent [19]
Franklin

[11] **Patent Number: Des. 333,804**
[45] **Date of Patent: ** Mar. 9, 1993**

[54] **BUCKLE**
[75] **Inventor: Dana Franklin, Denver, Colo.**
[73] **Assignee: Samsonite Corporation, Denver, Colo.**
[**] **Term: 14 Years**
[21] **Appl. No.: 670,149**
[22] **Filed: Mar. 15, 1991**
[52] **U.S. Cl. D11/218; D11/200**
[58] **Field of Search D11/200, 201, 208, 215-218, D11/231; D20/27; 24/631, 633, 641, 616, 120, 305, 690 T, 69 R, 693 T, 685 R, 200**

2,016,041 10/1935 Koopetz D11/200
3,495,305 2/1970 Mezerenyi et al. 24/200
4,309,799 1/1992 Noda D11/218

Primary Examiner—A. Hugo Word
Assistant Examiner—R. Seifert
Attorney, Agent, or Firm—Gregory W. O'Connor

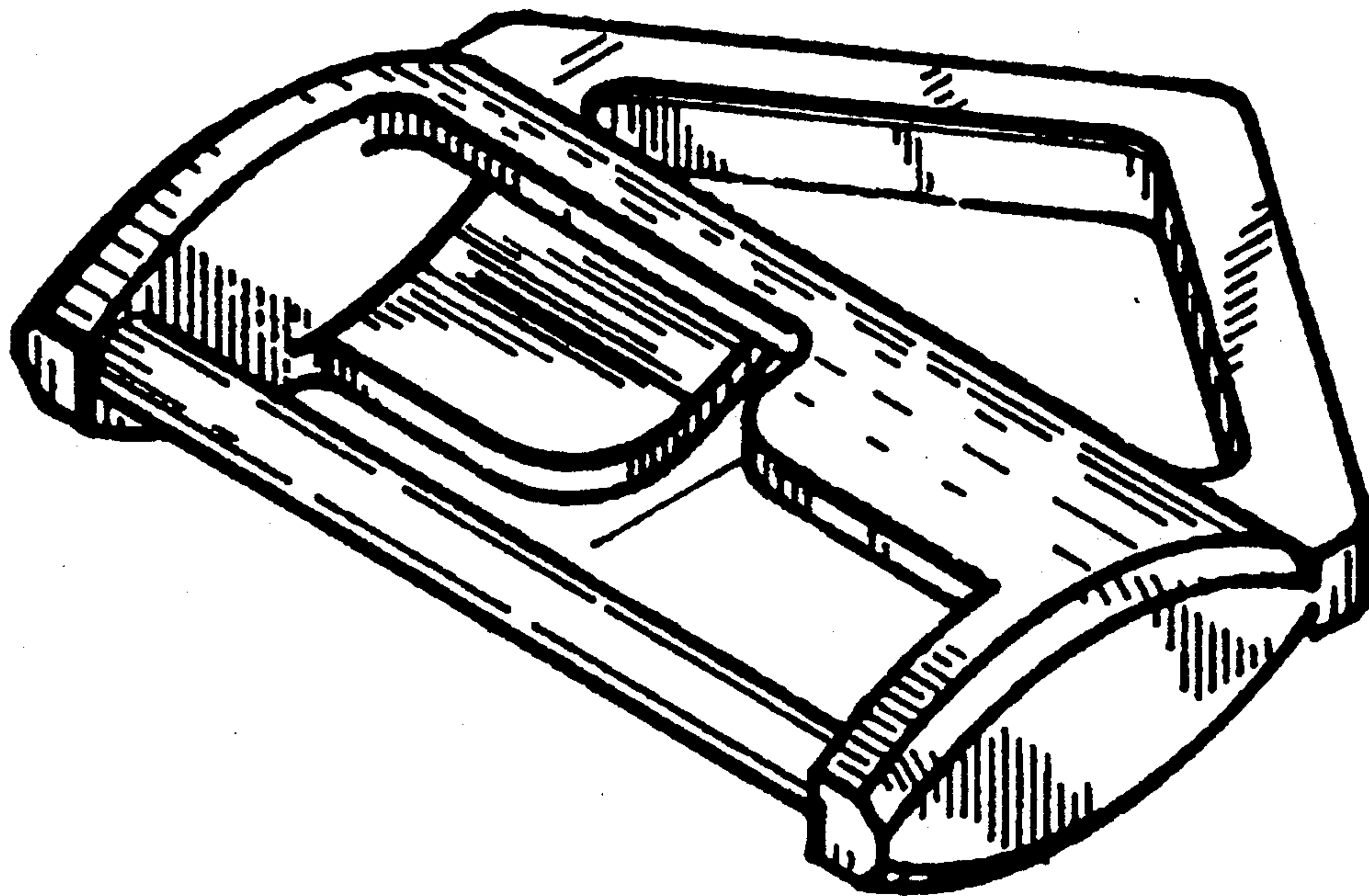
[57] **CLAIM**

The ornamental design for a buckle, as shown and described.

DESCRIPTION

FIG. 1 is a perspective view of a buckle showing my new design;
FIG. 2 is an end elevational view;
FIG. 3 is a left side elevational view;
FIG. 4 is a top plan view;
FIG. 5 is a right side elevational view;
FIG. 6 is an end elevational view showing the end opposite that shown in FIG. 2; and,
FIG. 7 is a bottom plan view.

[56] **References Cited**
U.S. PATENT DOCUMENTS
D. 64,374 4/1924 Schaaff D11/218
D. 217,895 6/1970 Burleson D11/218
D. 313,204 12/1990 Bodt D11/218
D. 314,533 2/1991 Fossum D11/218




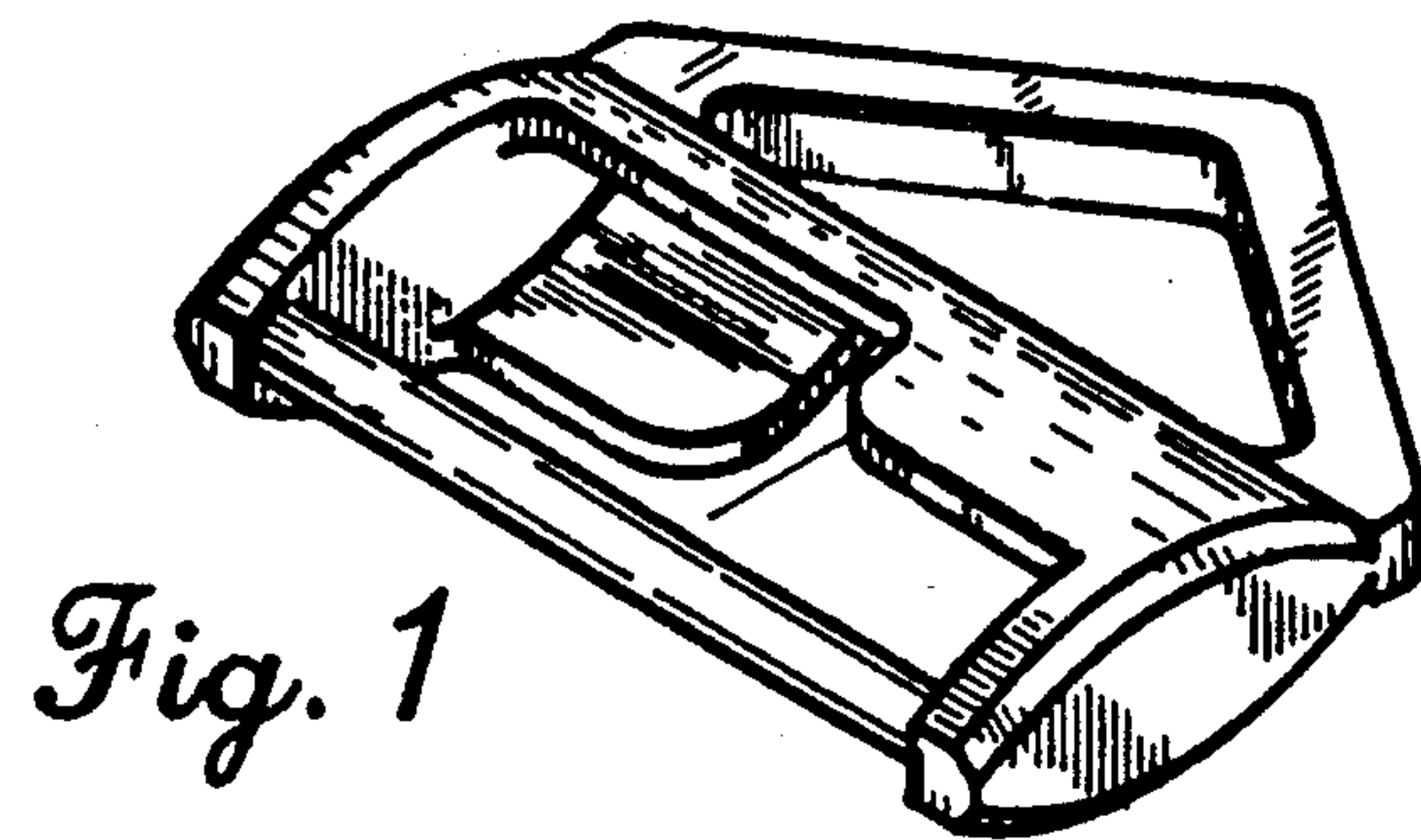


Fig. 3

Fig. 4

Fig. 5

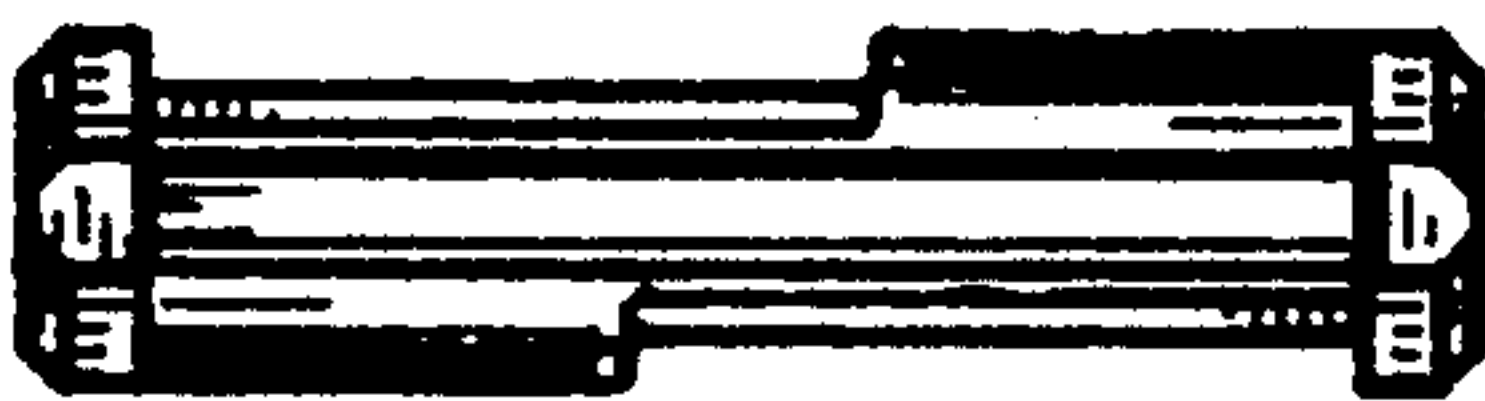


Fig. 6




Fig. 7