



US00D333803S

United States Patent [19]

[11] Patent Number: **Des. 333,803**

Franklin

[45] Date of Patent: **** Mar. 9, 1993**

[54] **BUCKLE**

[75] Inventor: **Dana Franklin, Denver, Colo.**

[73] Assignee: **Samsonite Corporation, Denver, Colo.**

[**] Term: **14 Years**

[21] Appl. No.: **670,206**

[22] Filed: **Mar. 15, 1991**

[52] U.S. Cl. **D11/218; D11/200**

[58] Field of Search **D11/200, 201, 208, 215-218, D11/231; 24/633, 631, 641, 616, 170, 305, 69 CT, 69 R, 69 ST, 68 SB, 200; D20/27**

[56] **References Cited**

U.S. PATENT DOCUMENTS

33,687	12/1900	Weber	D11/218
D. 64,374	4/1924	Schaaff	D11/218
D. 314,533	2/1991	Fossum	D11/218
1,180,035	4/1916	Hausen	D11/218
2,016,041	2/1934	Koopetz	D11/200

2,212,862	8/1940	Hirsh	D11/218
3,495,305	2/1970	Mezerenyi et al.	24/200
4,096,655	6/1978	Ullman, Jr.	D20/27
4,309,799	1/1982	Noda	D11/218

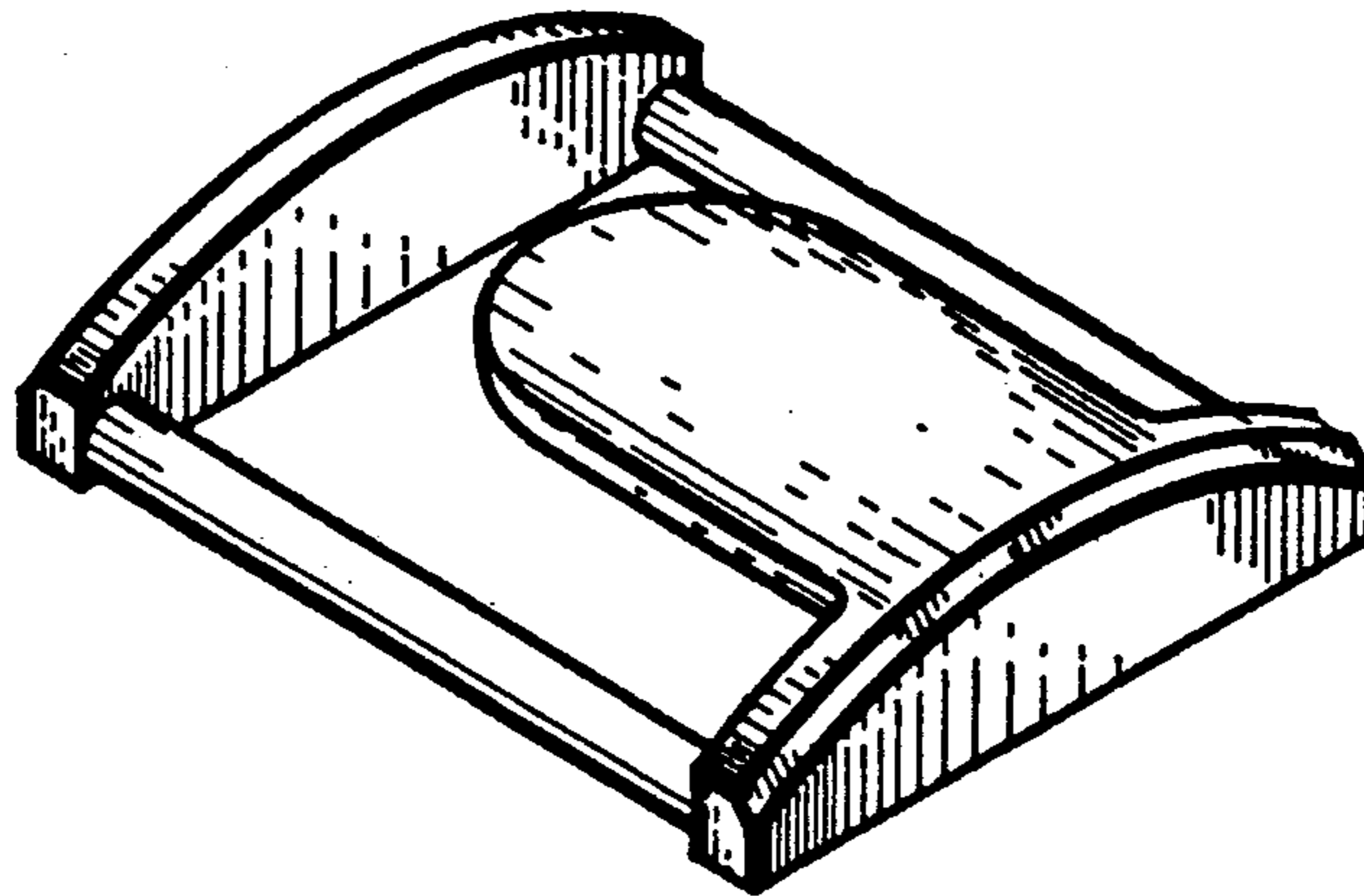
Primary Examiner—Louis S. Zarfaz
Assistant Examiner—R. Seifert
Attorney, Agent, or Firm—Gregory W. O'Connor

[57] **CLAIM**

The ornamental design for a buckle, as shown and described.

DESCRIPTION

FIG. 1 is a perspective view of a buckle showing my new design;
FIG. 2 is an end elevational view;
FIG. 3 is a left side elevational view;
FIG. 4 is a top plan view;
FIG. 5 is a right side elevational view;
FIG. 6 is an end elevational view of the side opposite that shown in FIG. 2; and,
FIG. 7 is a bottom plan view.



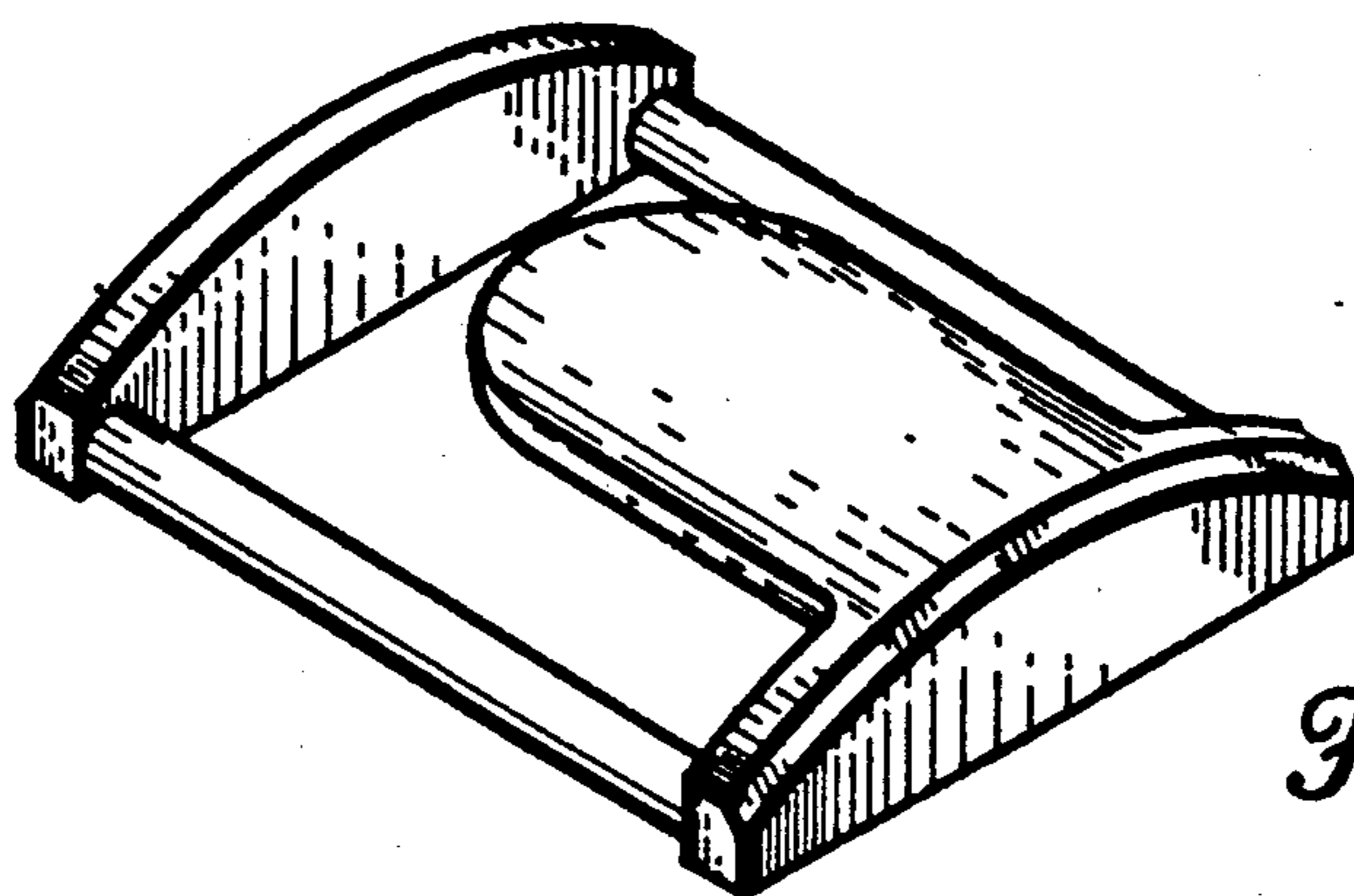


Fig. 1




Fig. 2



Fig. 3

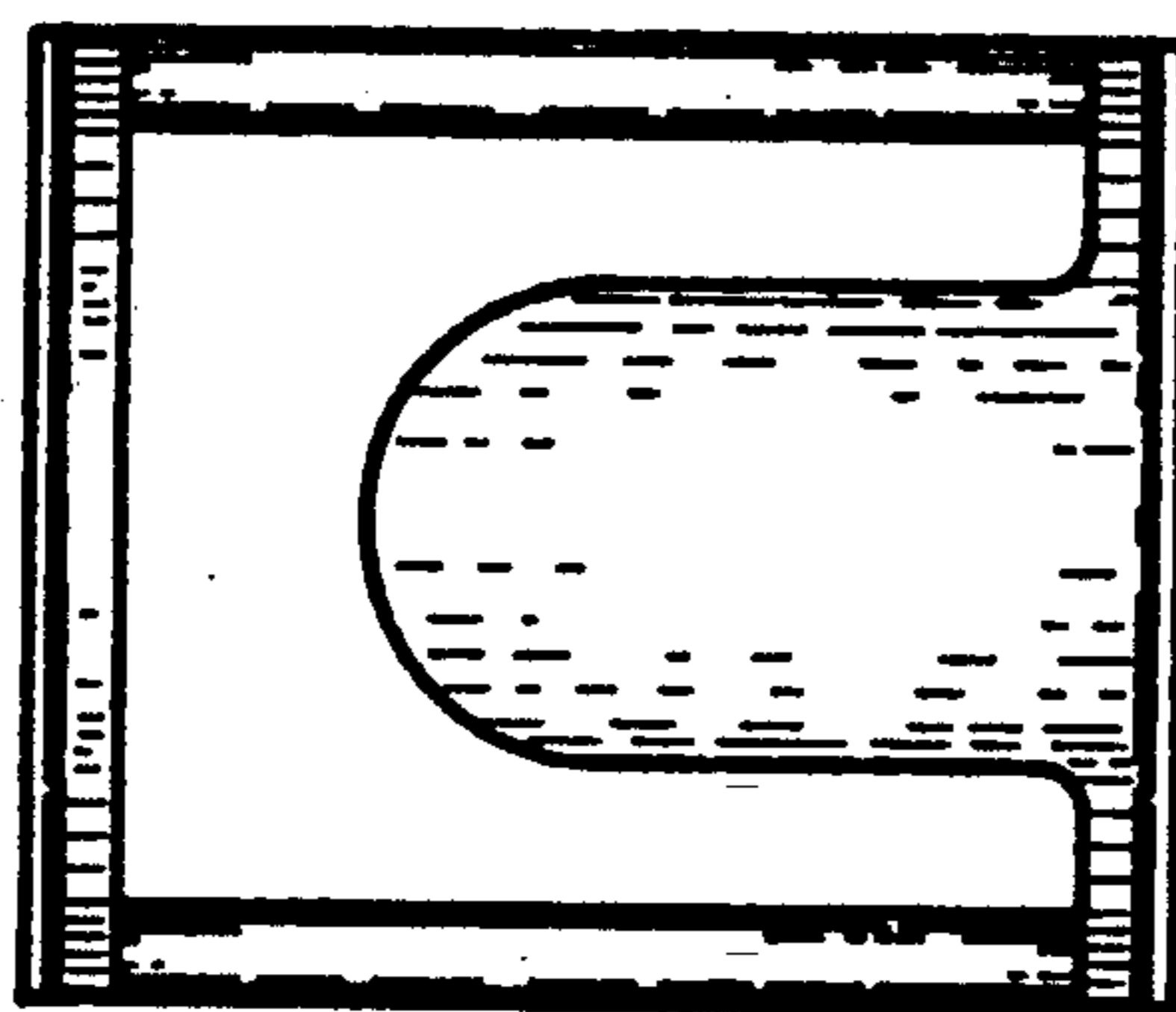


Fig. 4



Fig. 5




Fig. 6

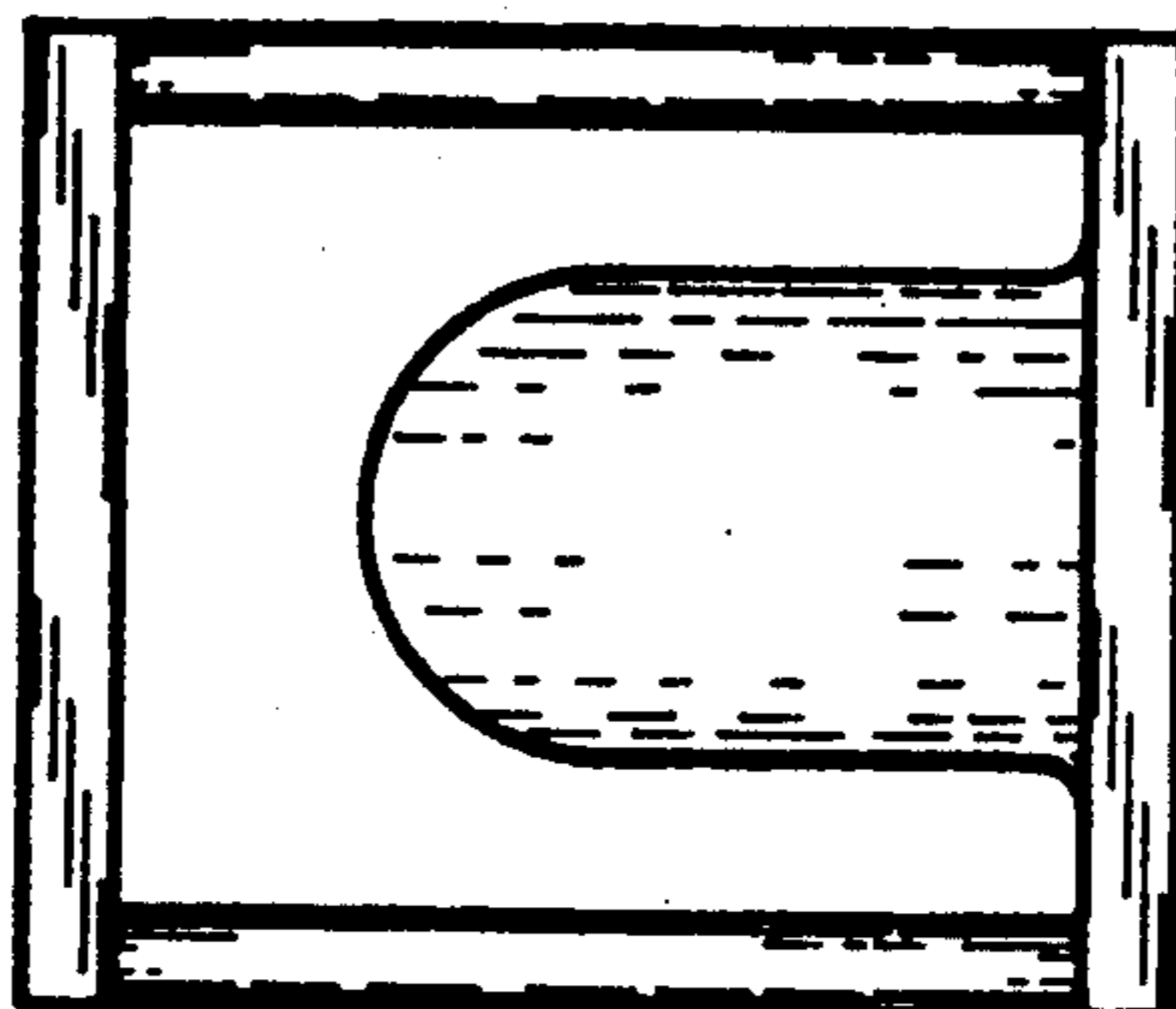


Fig. 7