



US00D333795S

# United States Patent [19]

[11] Patent Number: **Des. 333,795**

Issa

[45] Date of Patent: **\*\* Mar. 9, 1993**

[54] TRANSMITTER FOR A VEHICLE ALARM

D. 304,309 10/1989 Vories ..... D10/106  
D. 305,210 12/1989 Arduini et al. .... D10/106

[76] Inventor: **Darrell E. Issa**, 1598 Parkview Dr.,  
Vista, Calif. 92083

*Primary Examiner*—Wallace R. Burke  
*Assistant Examiner*—Marcus Jackson  
*Attorney, Agent, or Firm*—John J. Murphey

[\*\*] Term: **14 Years**

[57] **CLAIM**

[21] Appl. No.: **805,920**

The ornamental design of a transmitter for a vehicle alarm, as shown and described.

[22] Filed: **Dec. 12, 1991**

[52] U.S. Cl. .... **D10/106**

[58] Field of Search ..... D10/104, 106, 121;  
D14/95, 174; 340/540, 541, 561, 565, 584, 542,  
565, 566, 571, 572, 573; 116/169


**DESCRIPTION**

[56] **References Cited**

**U.S. PATENT DOCUMENTS**

D. 273,786 5/1984 Owerko ..... D10/106  
D. 293,088 12/1987 Brown et al. .... D10/106  
D. 303,223 9/1989 Issa ..... D10/106

FIG. 1 is a front top view of the transmitter for a vehicle alarm showing my new design;  
FIG. 2 is a rear bottom plan view thereof;  
FIG. 3 is a left side elevational view thereof;  
FIG. 4 is a right side elevational view thereof;  
FIG. 5 is a bottom end view;  
FIG. 6 is a trimetric view showing my new design; and,






FIG. 4




FIG. 1




FIG. 3



FIG. 2




FIG. 5




FIG. 6