



US00D333786S

# United States Patent [19]

[11] Patent Number: **Des. 333,786**

Carroll

[45] Date of Patent: **\*\* Mar. 9, 1993**

[54] **CLIP FOR BAGS**

[76] Inventor: **Michael H. Carroll**, 2210 Wilshire Blvd., #550, Santa Monica, Calif. 90403

[\*\*] Term: **14 Years**

[21] Appl. No.: **752,335**

[22] Filed: **Aug. 30, 1991**

[52] U.S. Cl. .... **D9/435; D8/395; D9/434; D9/443**

[58] Field of Search ..... **D9/434, 435, 443; D8/395; 24/30.5 R, 30.5 S, 543, 564, 542, 545**

[56] **References Cited**

### U.S. PATENT DOCUMENTS

- D. 299,008 12/1988 Näsland ..... D9/434
- D. 301,548 6/1989 Weaver ..... D9/434

- D. 321,403 11/1990 Furutsu ..... D9/434
- 3,551,965 1/1971 Gordon ..... 24/30.5 R
- 4,296,529 10/1981 Brown ..... 24/30.5 S
- 4,742,601 5/1988 Furutsu ..... 24/30.5 S
- 4,866,818 9/1989 Thompson ..... 24/543

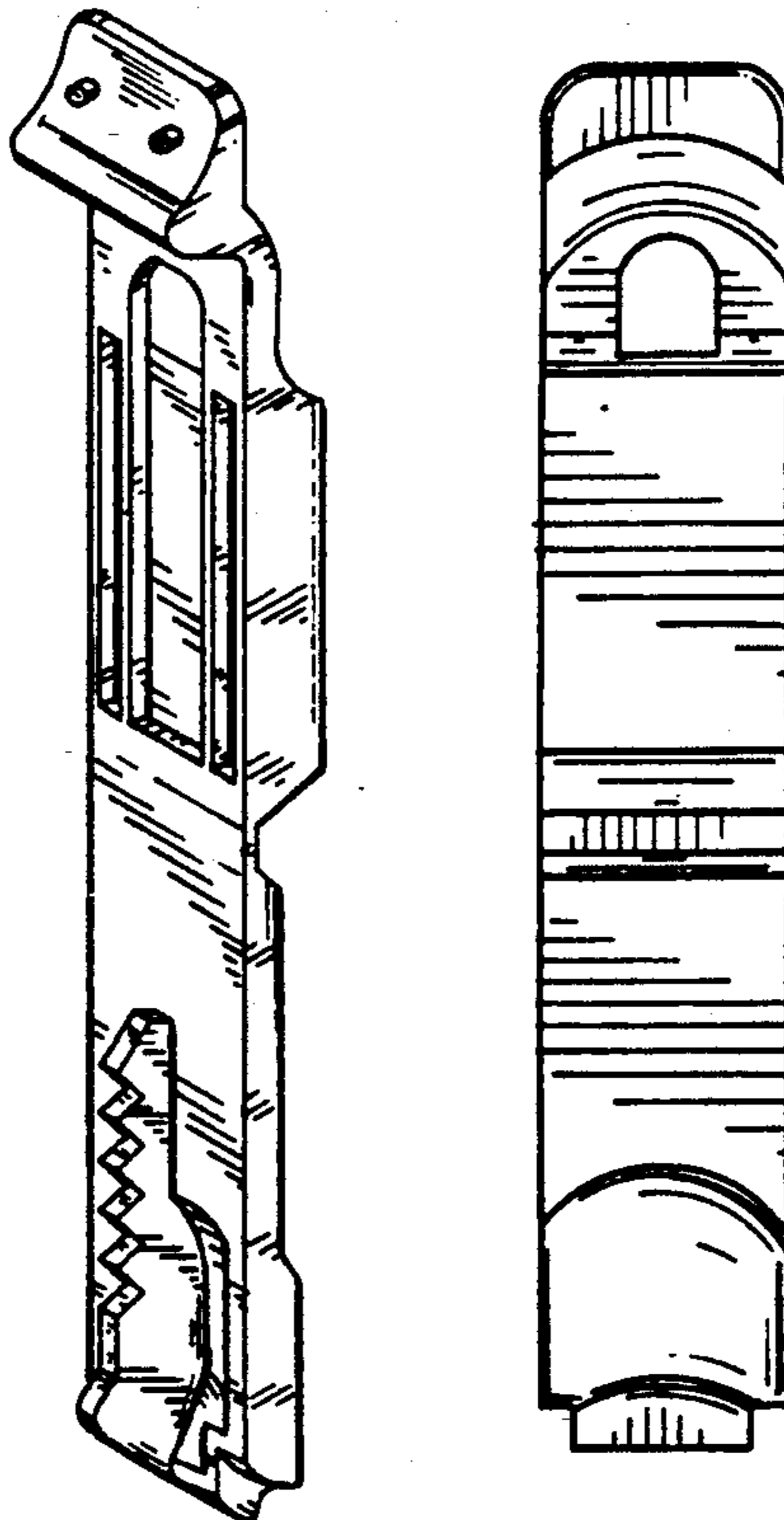
*Primary Examiner*—**B. J. Bullock**


[57] **CLAIM**

The ornamental design for a clip for bags, as shown.


### DESCRIPTION

FIG. 1 is a rear and left side perspective view of a clip for bags showing my new design;  
 FIG. 2 is a front view;  
 FIG. 3 is a rear view;  
 FIG. 4 is a left side view, the right side being a mirror image;  
 FIG. 5 is a top view; and,  
 FIG. 6 is a bottom view.

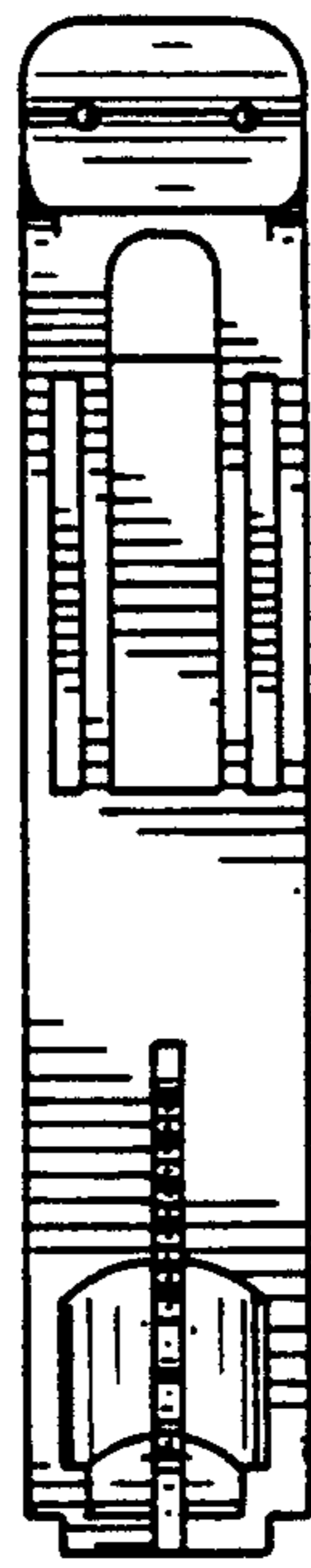




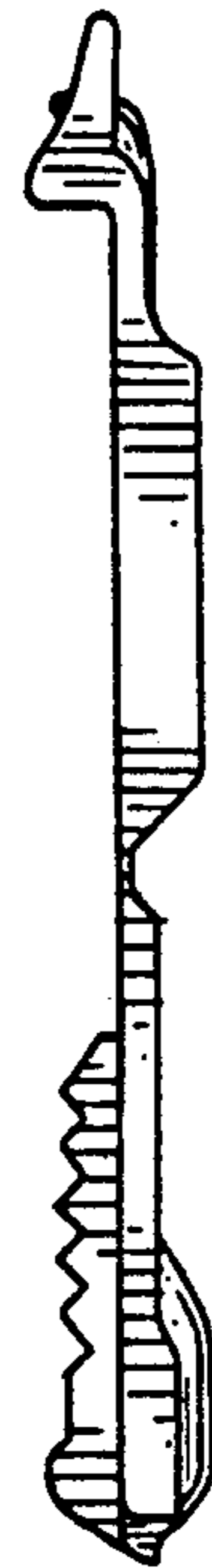
**FIG. 1**



**FIG. 2**



**FIG. 3**



**FIG. 4**



**FIG. 5**



**FIG. 6**