



US00D333785S

# United States Patent [19]

[11] Patent Number: **Des. 333,785**

Ohlsson et al.

[45] Date of Patent: **\*\* Mar. 9, 1993**

[54] CONTAINER

[75] Inventors: **Ingemar Ohlsson, Malmo; Bengt Bjorck, Lund, both of Sweden**

[73] Assignee: **Tetra Alfa Holdings S.A., Pully, Switzerland**

[\*\*] Term: **14 Years**

[21] Appl. No.: **661,318**

[22] Filed: **Feb. 27, 1991**

[30] Foreign Application Priority Data

Aug. 27, 1990 [SE] Sweden ..... 901778

[52] U.S. Cl. .... **D9/431; D9/447; D9/306**

[58] Field of Search ..... **D9/430, 431, 346, 433, D9/418, 414, 341, 345, 305, 306, 447, 449, 302; 229/4.5, DIG. 7, 106, 108, 114, 1.5 B**

[56] References Cited

**U.S. PATENT DOCUMENTS**

- D. 286,747 11/1986 Kostanecki ..... D9/447 X
- D. 289,375 4/1987 Kostanecki ..... D9/418 X
- D. 305,978 2/1990 Mileos ..... D9/431 X
- D. 325,168 4/1992 Dlabac ..... D9/431
- 898,293 9/1908 Warren ..... 229/106 X
- 978,843 12/1910 Burns ..... 229/106 X
- 1,190,723 7/1916 Caylor .
- 1,961,535 6/1934 Taylor .
- 2,114,395 4/1938 Logan ..... 229/4.5
- 2,154,584 4/1939 Rossi .

- 2,207,003 7/1940 Dunlap ..... 229/4.5
- 2,249,487 7/1941 Musolf .
- 2,267,246 12/1941 Meade .
- 3,924,795 12/1975 Smith ..... 229/4.5
- 4,190,188 2/1980 Ohmori .
- 4,261,502 4/1981 Ohmori .

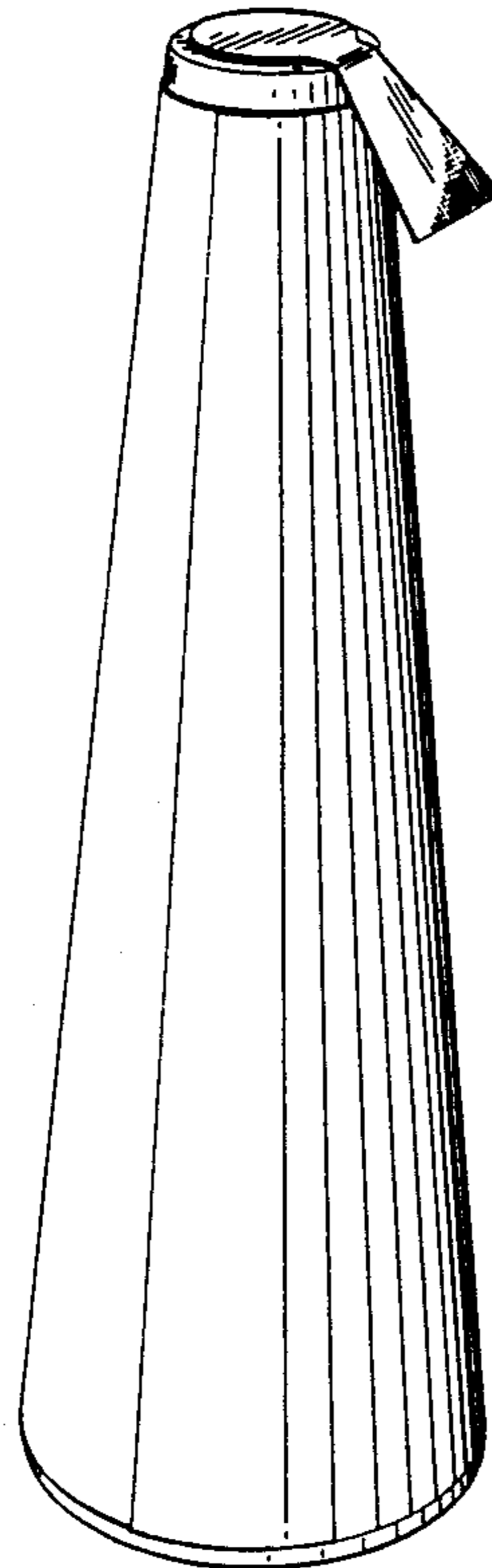
*Primary Examiner*—Bernard Ansher  
*Assistant Examiner*—Prabhakar Deshmukh  
*Attorney, Agent, or Firm*—Burns, Doane, Swecker & Mathis

[57] **CLAIM**

The ornamental design for a container, as shown and described.

**DESCRIPTION**

FIG. 1 is a front and top side perspective view of a container showing our new design;  
 FIG. 2 is a rear and bottom side perspective view thereof;  
 FIG. 3 is a front and top side perspective view of a second embodiment of FIG. 1;  
 FIG. 4 is a rear and bottom side perspective view of FIG. 3;  
 FIG. 5 is a front and top side perspective view of a third embodiment of FIG. 1;  
 FIG. 6 is a rear and bottom side perspective view of FIG. 5;  
 FIG. 7 is a front and top side perspective view of a fourth embodiment of FIG. 1; and,  
 FIG. 8 is a rear and bottom side perspective view of FIG. 7.



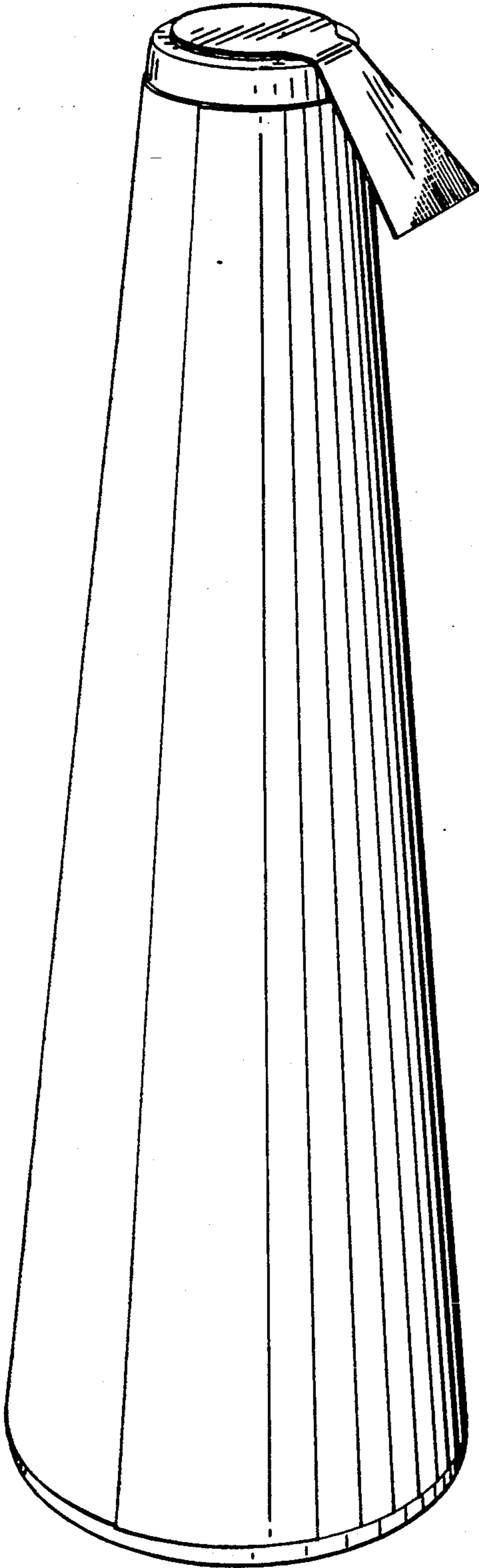


Fig. 1

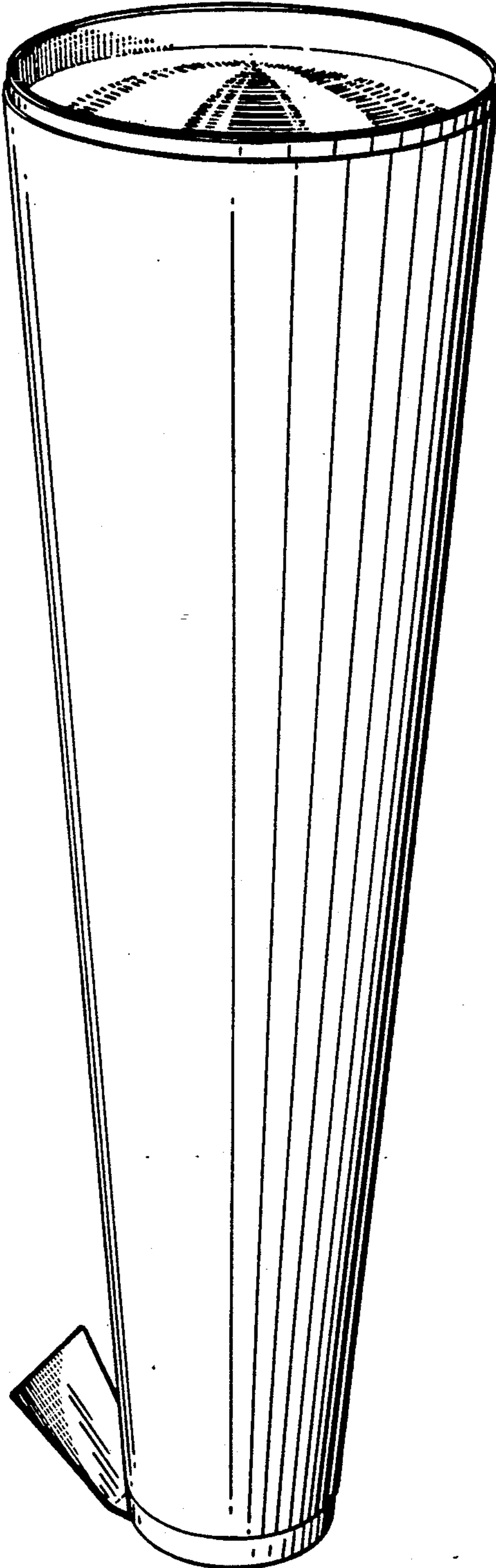


Fig. 2

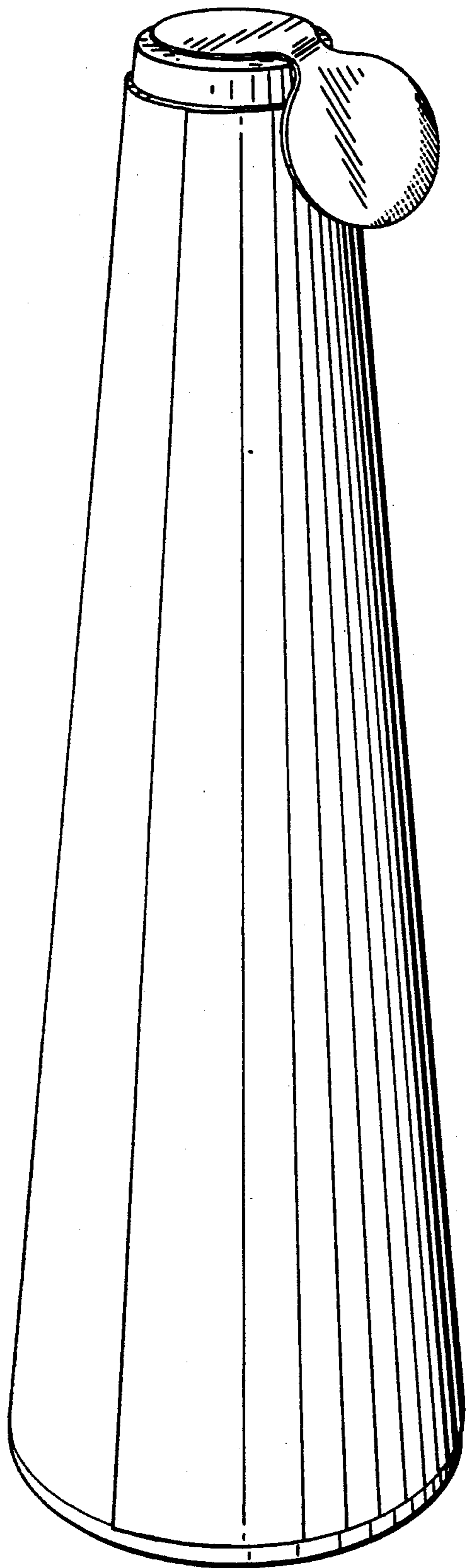


Fig. 3

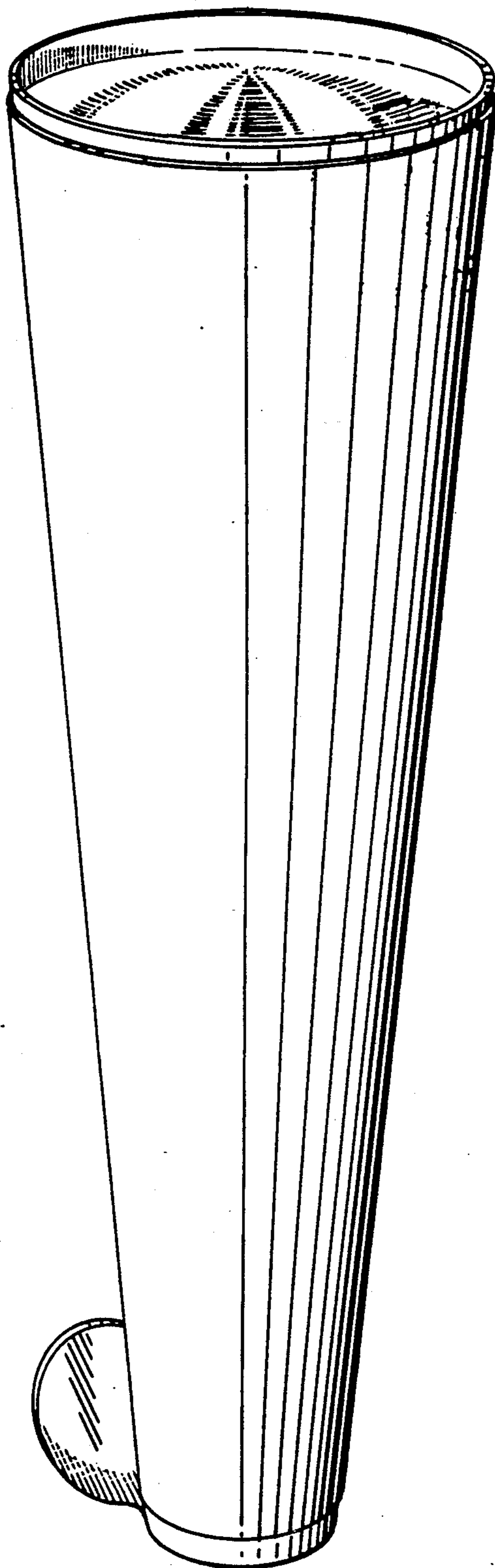


Fig. 4

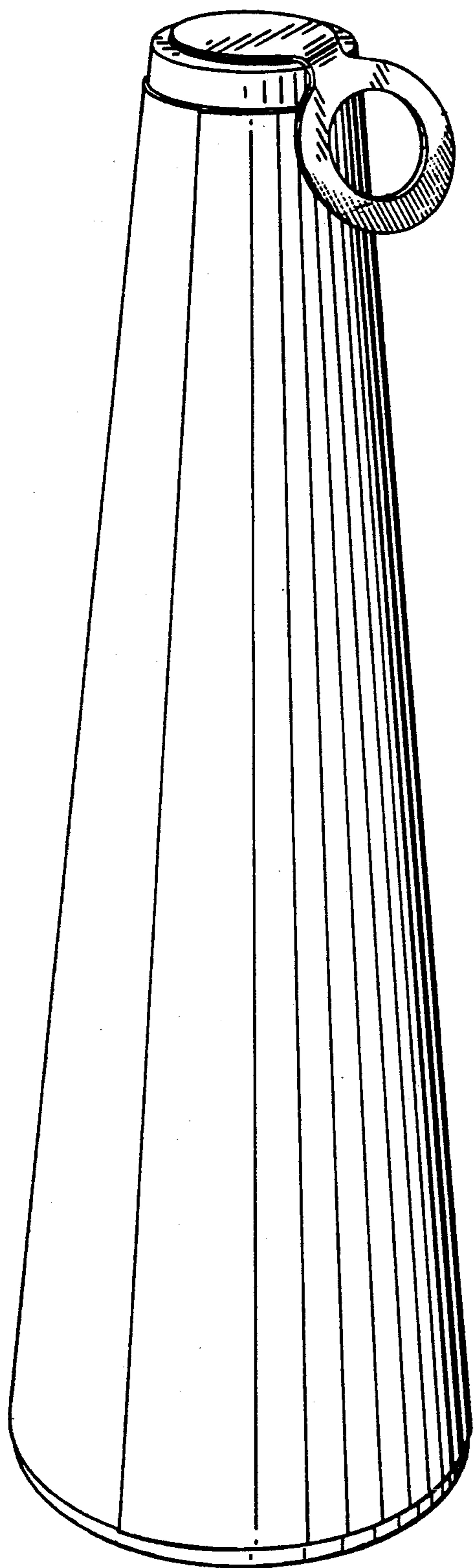


Fig. 5

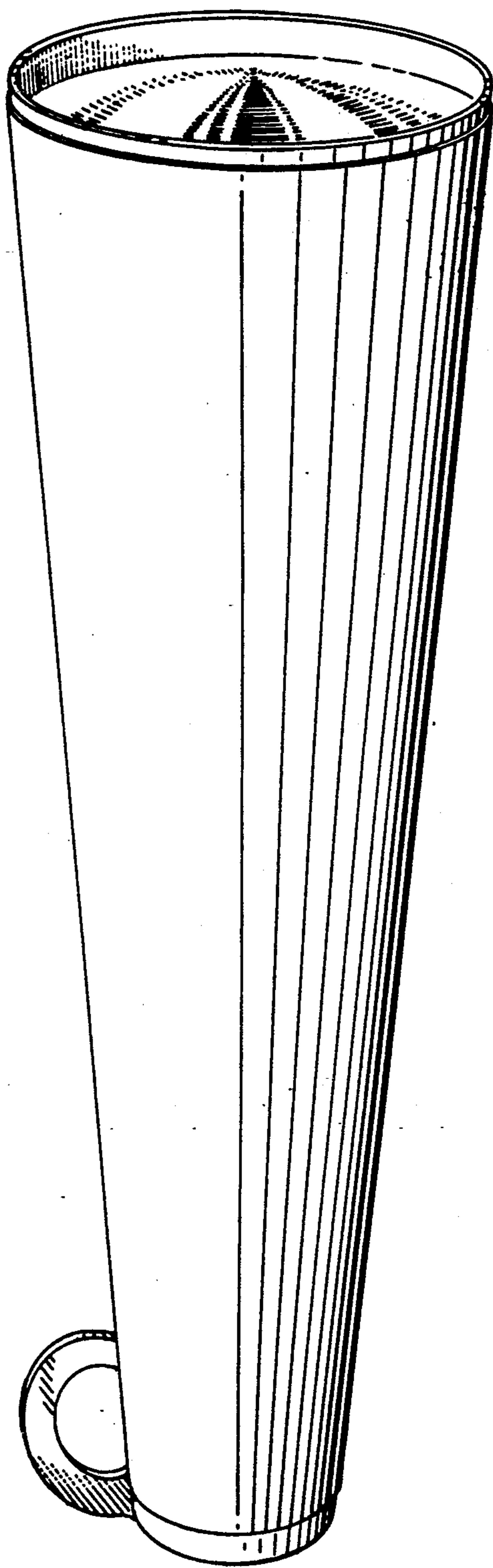


Fig. 6

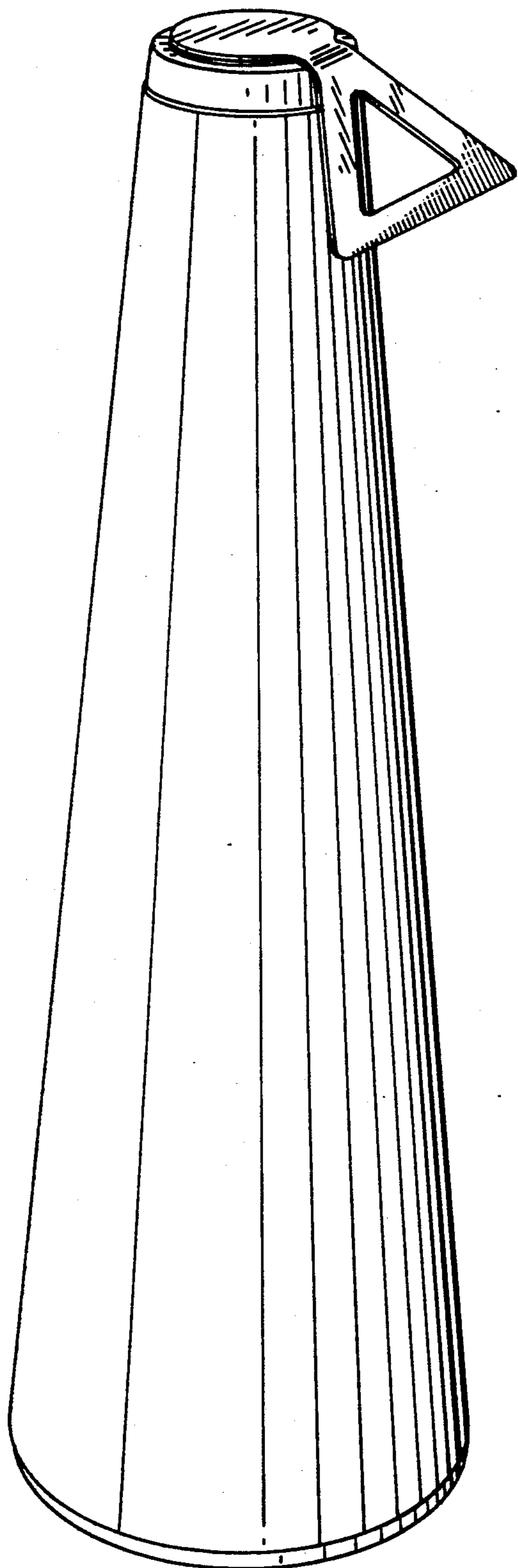


Fig. 7

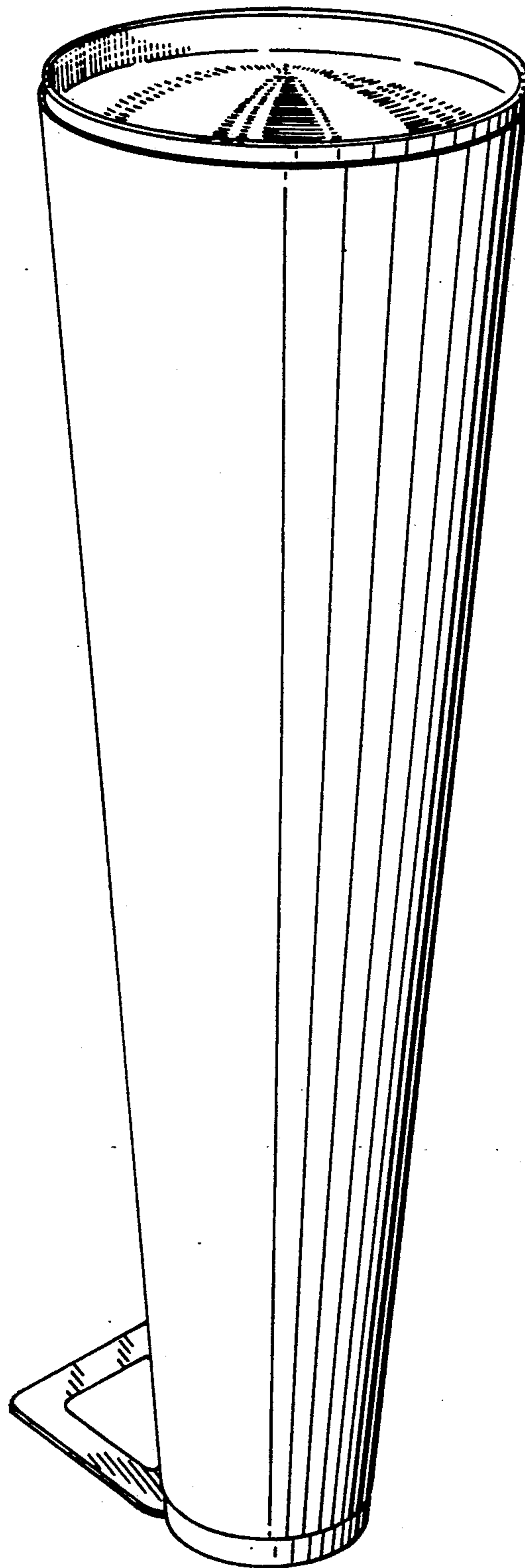


Fig. 8