



US00D333764S

United States Patent [19]

[11] Patent Number: **Des. 333,764**

Psva

[45] Date of Patent: **** Mar. 9, 1993**

[54] **COMBINED SCISSORS AND COMB**

[76] Inventor: **Moi, Osvaldo, Via Carlo Grassi 47, 10078 Venaria Reale (Torino), Italy**

[**] Term: **14 Years**

[21] Appl. No.: **599,788**

[22] Filed: **Oct. 18, 1990**

[30] **Foreign Application Priority Data**

Apr. 20, 1990 [IT] Italy 52981 B/90

[52] U.S. Cl. **D8/57**

[58] Field of Search **D8/57; 30/195, 229, 30/232, 257; 7/126, 129, 130, 131, 132, 135, 136, 134, 158**

[56] **References Cited**

U.S. PATENT DOCUMENTS

84,860	12/1868	Craig	7/136
D. 123,079	10/1940	De Requesens	D8/57
D. 303,919	10/1989	Pate	D8/57
D. 314,248	1/1991	Jokinen	D8/57
598,593	2/1898	Christensen	7/136
681,740	9/1901	Sansone	7/136
3,914,866	10/1975	Applegate	D8/57

FOREIGN PATENT DOCUMENTS

3506386A1 8/1986 Fed. Rep. of Germany 30/195
699498 11/1953 United Kingdom 30/195

OTHER PUBLICATIONS

Modern Salon Aug. 1987, p. 39, middle top of page.

Primary Examiner—Bernard Ansher
Assistant Examiner—R. Barkai
Attorney, Agent, or Firm—Sughrue, Mion, Zinn, Macpeak & Seas

[57] **CLAIM**

The ornamental design for combined scissors and comb, as shown.

DESCRIPTION

FIG. 1 is a front elevational view of a combined scissors and comb showing my new design;
FIG. 2 is a top plan view thereof;
FIG. 3 is a bottom plan view thereof;
FIG. 4 is a rear elevational view thereof;
FIG. 5 is a left side elevational view thereof;
FIG. 6 is a right side elevational view thereof; and,
FIG. 7 is a perspective view thereof.




FIG. 2

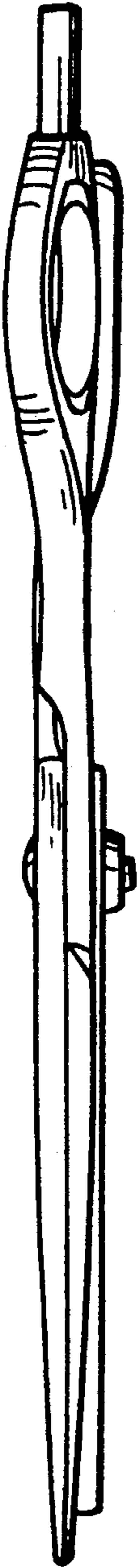


FIG. 1

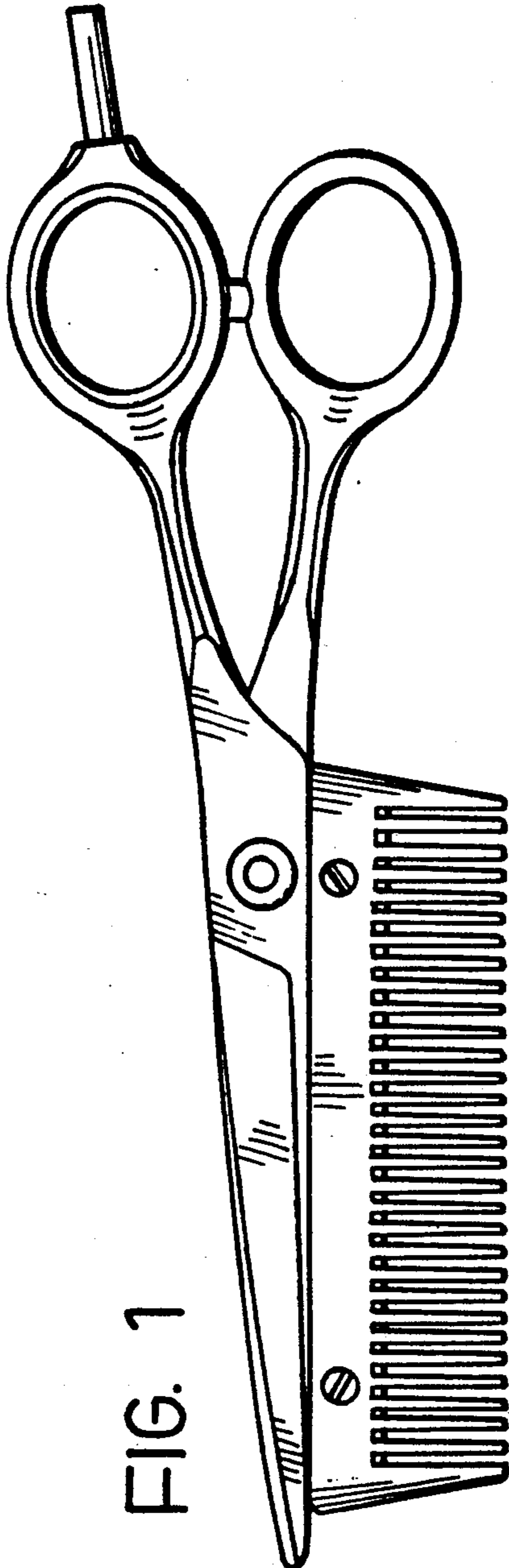


FIG. 3

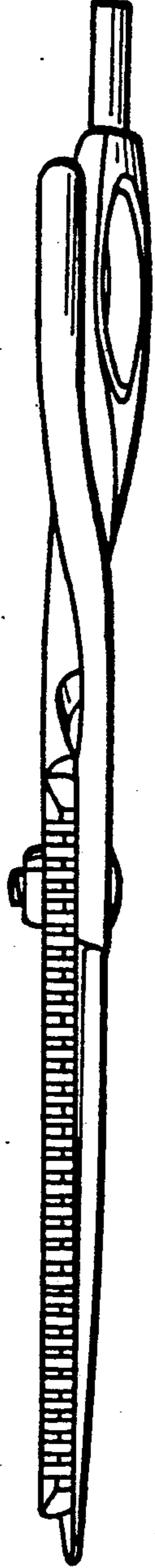


FIG. 5

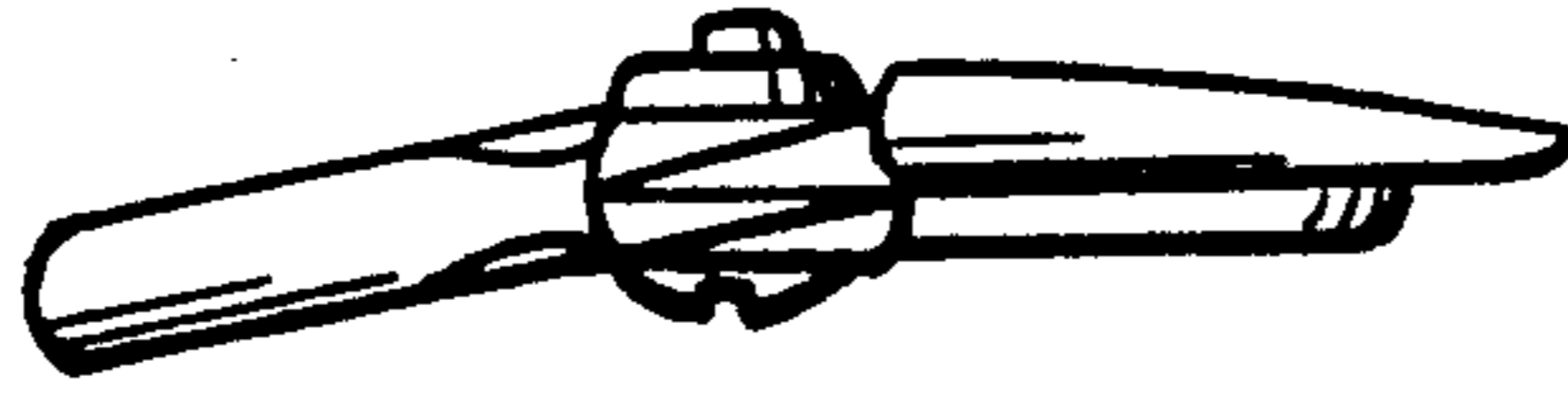


FIG. 4

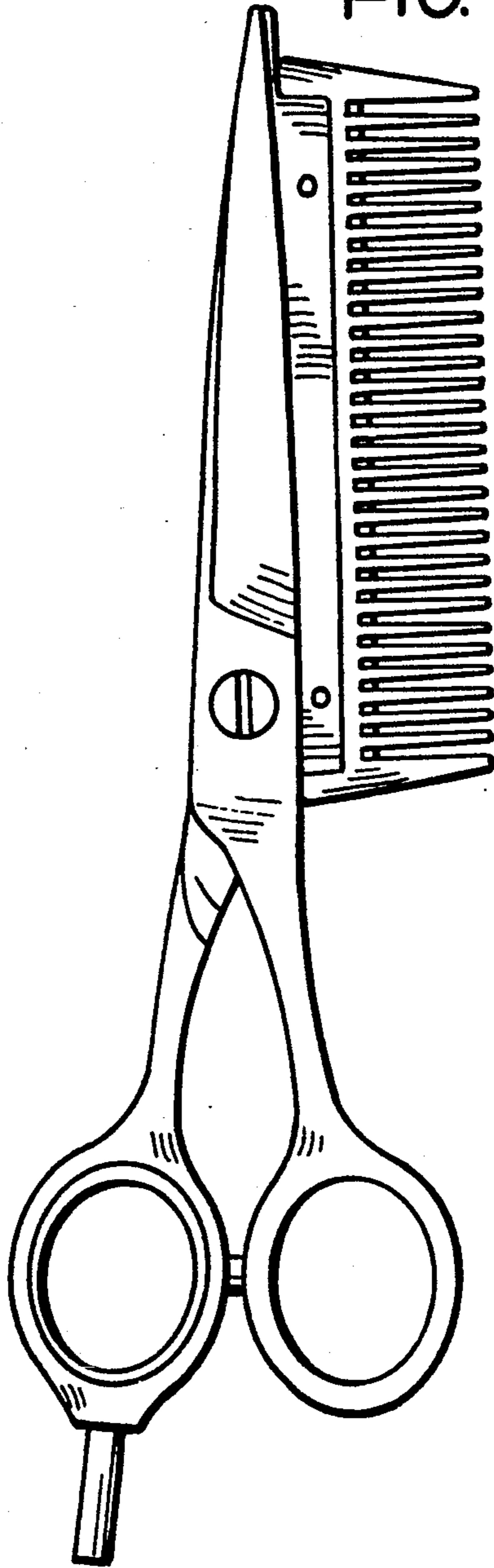


FIG. 6



FIG. 7

