



US00D333740S

**United States Patent** [19]  
**Ma**

[11] **Patent Number: Des. 333,740**  
[45] **Date of Patent: \*\* Mar. 9, 1993**

[54] **VANITY**

[76] **Inventor: Mark Ma, 1415 Martens Dr.,  
Hammond, La. 70401**

[\*\*] **Term: 14 Years**

[21] **Appl. No.: 519,663**

[22] **Filed: May 7, 1990**

[52] **U.S. Cl. .... D6/397; D6/444**

[58] **Field of Search ..... D6/397, 444, 436, 439;  
312/204, 224, 226**

[56] **References Cited**

**U.S. PATENT DOCUMENTS**

D. 302,217	7/1989	Keller	.....	D6/397
D. 308,921	7/1990	Keller	.....	D6/397
D. 309,388	7/1990	Kee	.....	D6/397
D. 309,536	7/1990	Kee	.....	D6/397
D. 316,341	4/1991	Kee	.....	D6/397
D. 319,547	9/1991	Kee	.....	D6/397

**OTHER PUBLICATIONS**

*Best* 1986/87, p. 216, Lee/Rowan Vanity Table item #1 on page.

*Best* 1986/87, p. 216, Buss Plated Vanity Table item #9 on page.



*Primary Examiner*—Carmen H. Vales-Lado  
*Attorney, Agent, or Firm*—Pravel, Gambrell, Hewitt, Kimball & Krieger

[57] **CLAIM**

The ornamental design for a vanity, as shown and described.

**DESCRIPTION**

FIG. 1 is a front elevational view of a vanity showing my new design;  
FIG. 2 is a side elevational view thereof;  
FIG. 3 is a top plan view thereof;  
FIG. 4 is a bottom plan view thereof; and,  
FIG. 5 is a rear elevational view thereof.






FIG. 1




FIG. 2

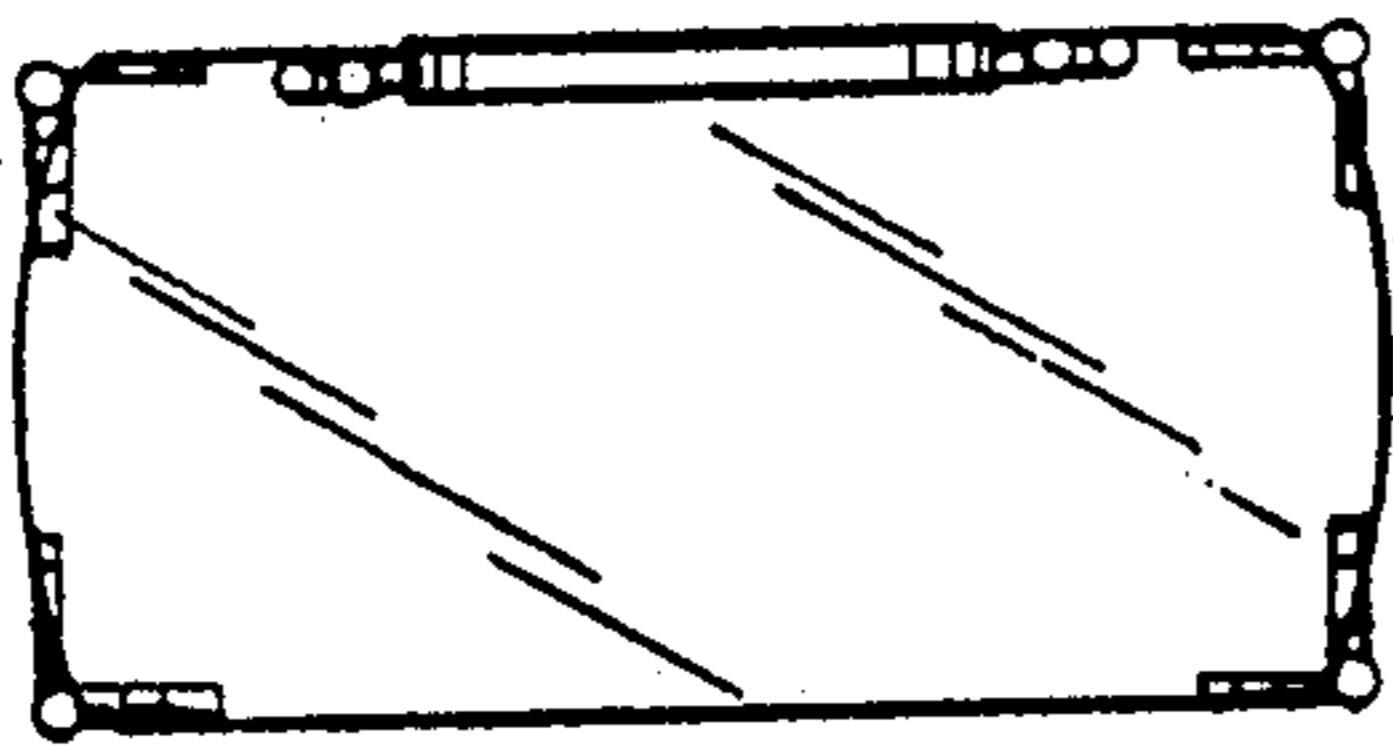


FIG. 3

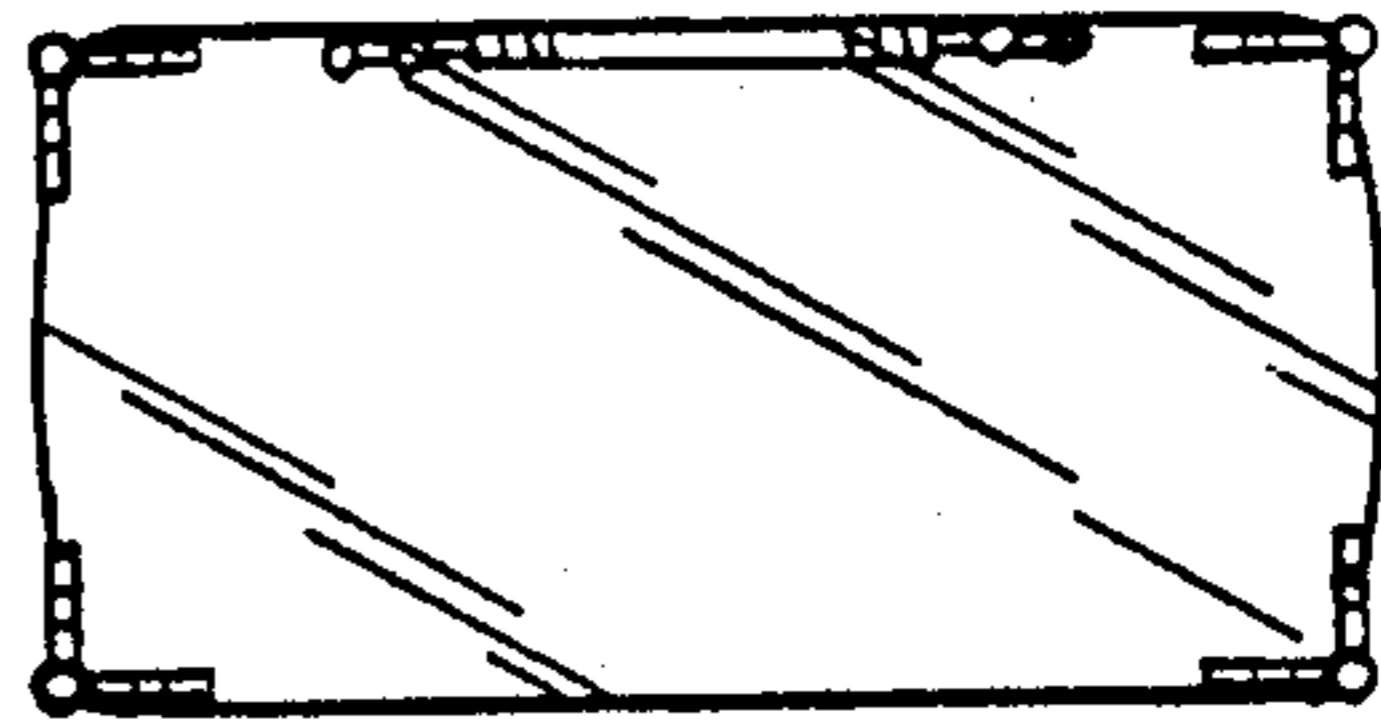


FIG. 4




FIG. 5