



US00D333720S

United States Patent [19] Hatfield

[11] Patent Number: **Des. 333,720**
[45] Date of Patent: **** Mar. 9, 1993**

- [54] **SHOE MIDSOLE**
- [75] Inventor: **Tinker L. Hatfield, Portland, Oreg.**
- [73] Assignee: **Nike, Inc., Beaverton, Oreg.**
- [**] Term: **14 Years**
- [21] Appl. No.: **897,535**
- [22] Filed: **Jun. 12, 1992**
- [52] U.S. Cl. **D2/314**
- [58] Field of Search **D2/264, 265, 274, 311, D2/308-314, 317-322; 36/25 R, 28, 29, 32 R, 43-45, 59 R, 59 C, 83, 84, 89, 101-107, 112-114, 132, 136**

- [56] **References Cited**
- U.S. PATENT DOCUMENTS**
- | | | | | |
|------------|---------|----------|-------|--------|
| D. 312,918 | 12/1990 | Aveni | | D2/314 |
| D. 316,324 | 4/1991 | Rogers | | D2/320 |
| D. 316,626 | 5/1991 | Hatfield | | D2/320 |
| D. 323,423 | 1/1992 | Rogers | | D2/320 |
| D. 324,762 | 3/1992 | Hatfield | | D2/318 |
| D. 325,464 | 4/1992 | Smith | | D2/314 |
| 4,638,577 | 1/1987 | Riggs | | 36/114 |

OTHER PUBLICATIONS

Nike 1992 Fall Catalog, Published Dec. 1991, pp. 10, 22, and 42.
 Nike 1991 Fall Catalog, Published Dec. 1990, p. 38.
 Nike 1991 Spring Catalog, Published Jun. 1990, p. 58.

Primary Examiner—Louis S. Zarfaz

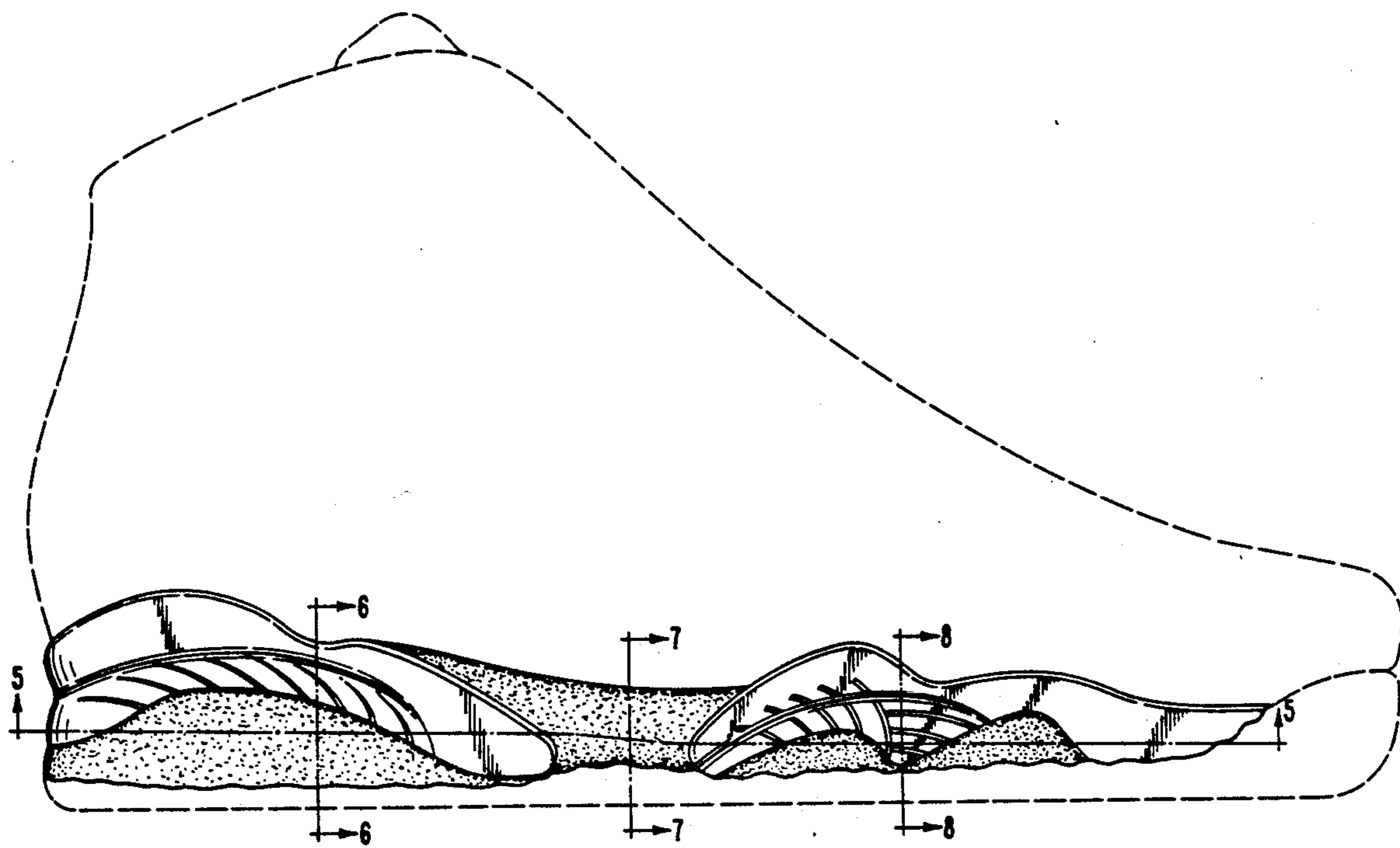
Attorney, Agent, or Firm—Banner, Birch, McKie & Beckett

[57] **CLAIM**
The ornamental design for a shoe midsole, as shown and described.

DESCRIPTION

FIG. 1 is a side elevational view of one side of a shoe midsole according to my new design;
 FIG. 2 is a side elevational view of the other side of the shoe midsole as shown in FIG. 1;
 FIG. 3 is a front elevational view of the shoe midsole as shown in FIGS. 1 and 2;
 FIG. 4 is a rear elevational view of the shoe midsole as shown in FIGS. 1 and 2;
 FIG. 5 is a cross-sectional view as shown in section 5—5 of FIG. 1;
 FIG. 6 is a cross section as shown in section 6—6 of FIG. 1;
 FIG. 7 is a cross section as shown in Section 7—7 of FIG. 1;
 FIG. 8 is a cross section as shown in section 8—8 of FIG. 1;
 FIG. 9 is a cross section as shown in section 9—9 of FIG. 2; and,
 FIG. 10 is a cross section as shown in section 10—10 of FIG. 2.

The broken line showing of a shoe upper, the broken line showing of a shoe outsole, and the internal surfaces of the cross-sections are for illustrative purposes only and form no part of the claimed design.



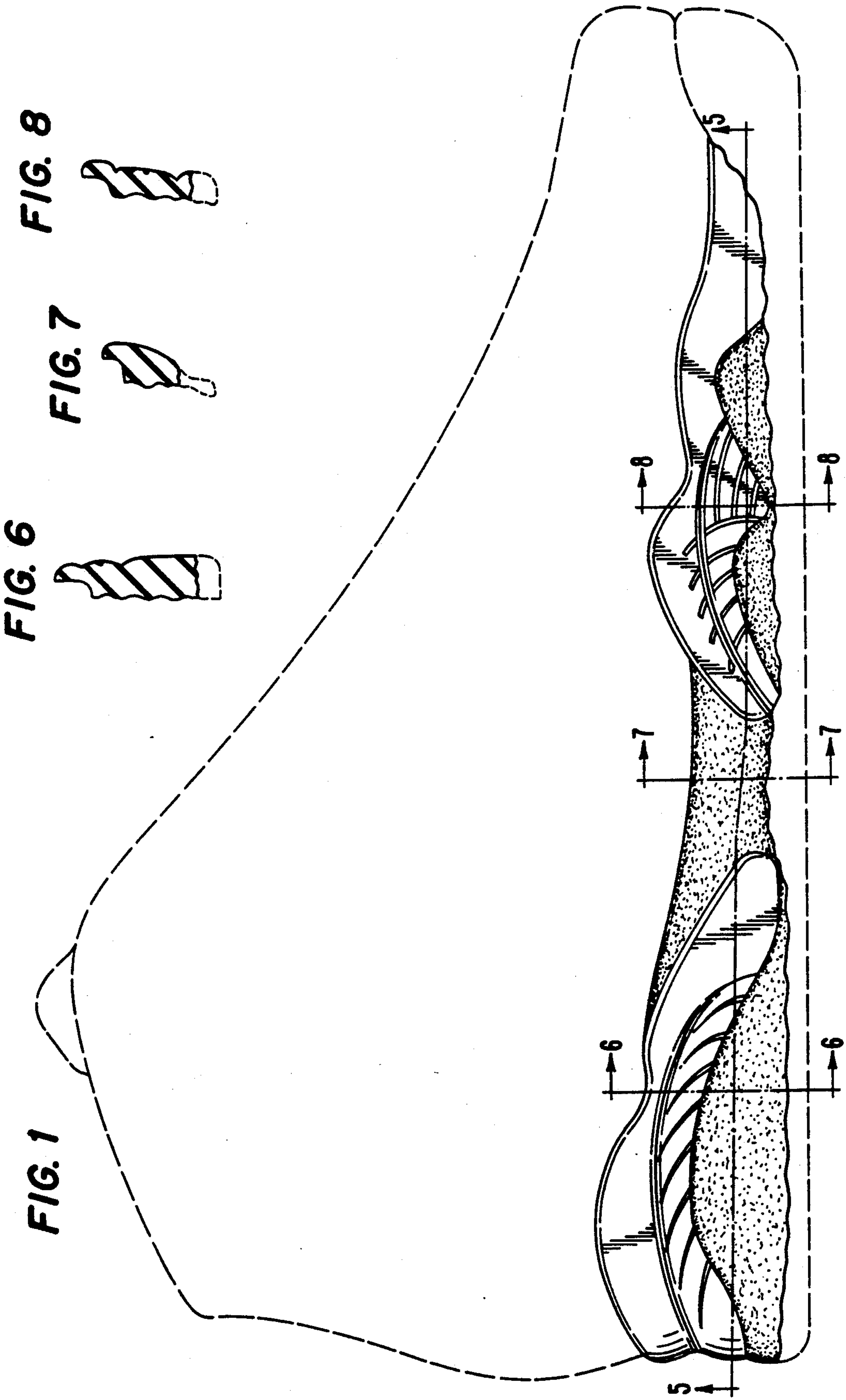


FIG. 2

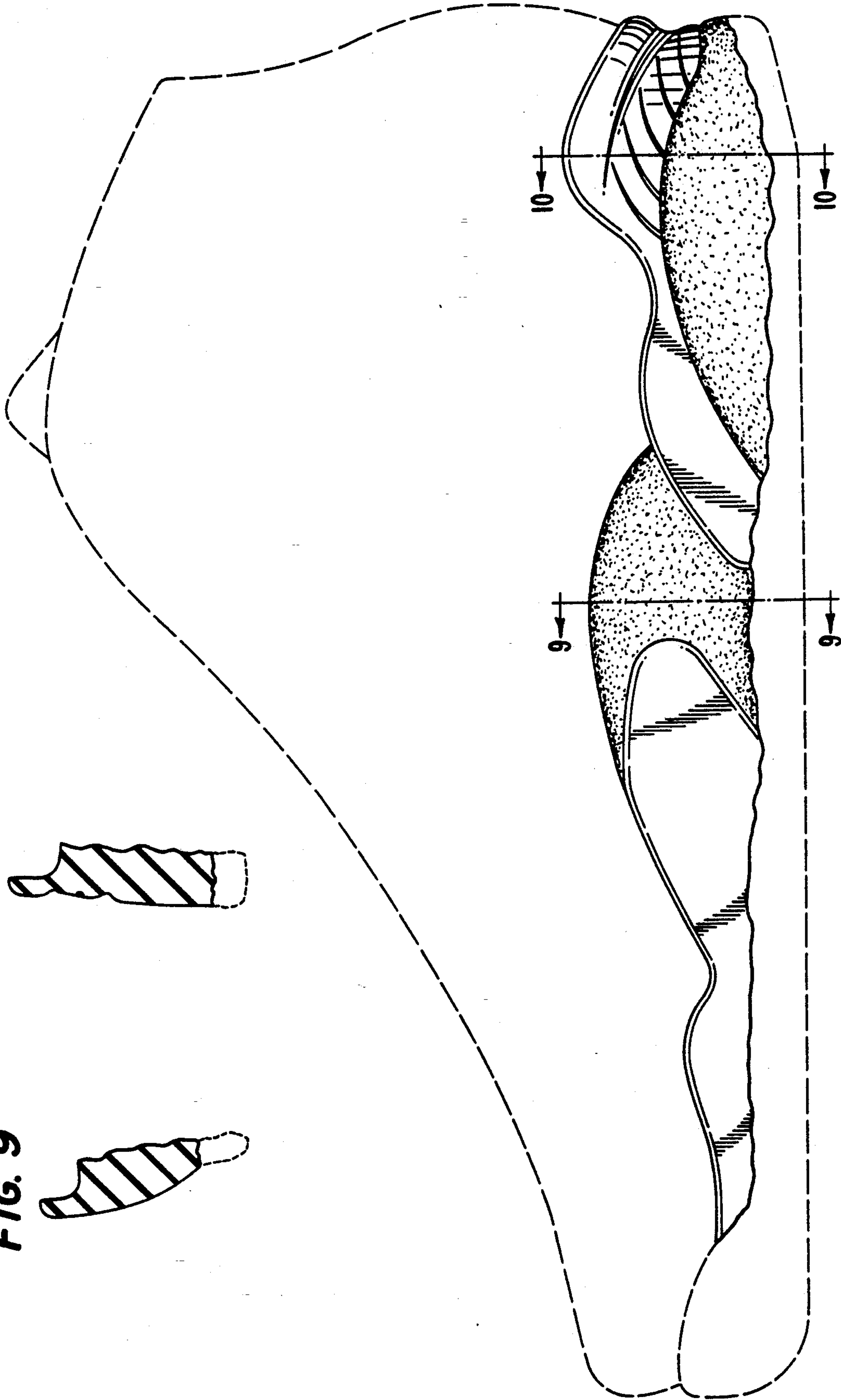


FIG. 10



FIG. 9




FIG. 4

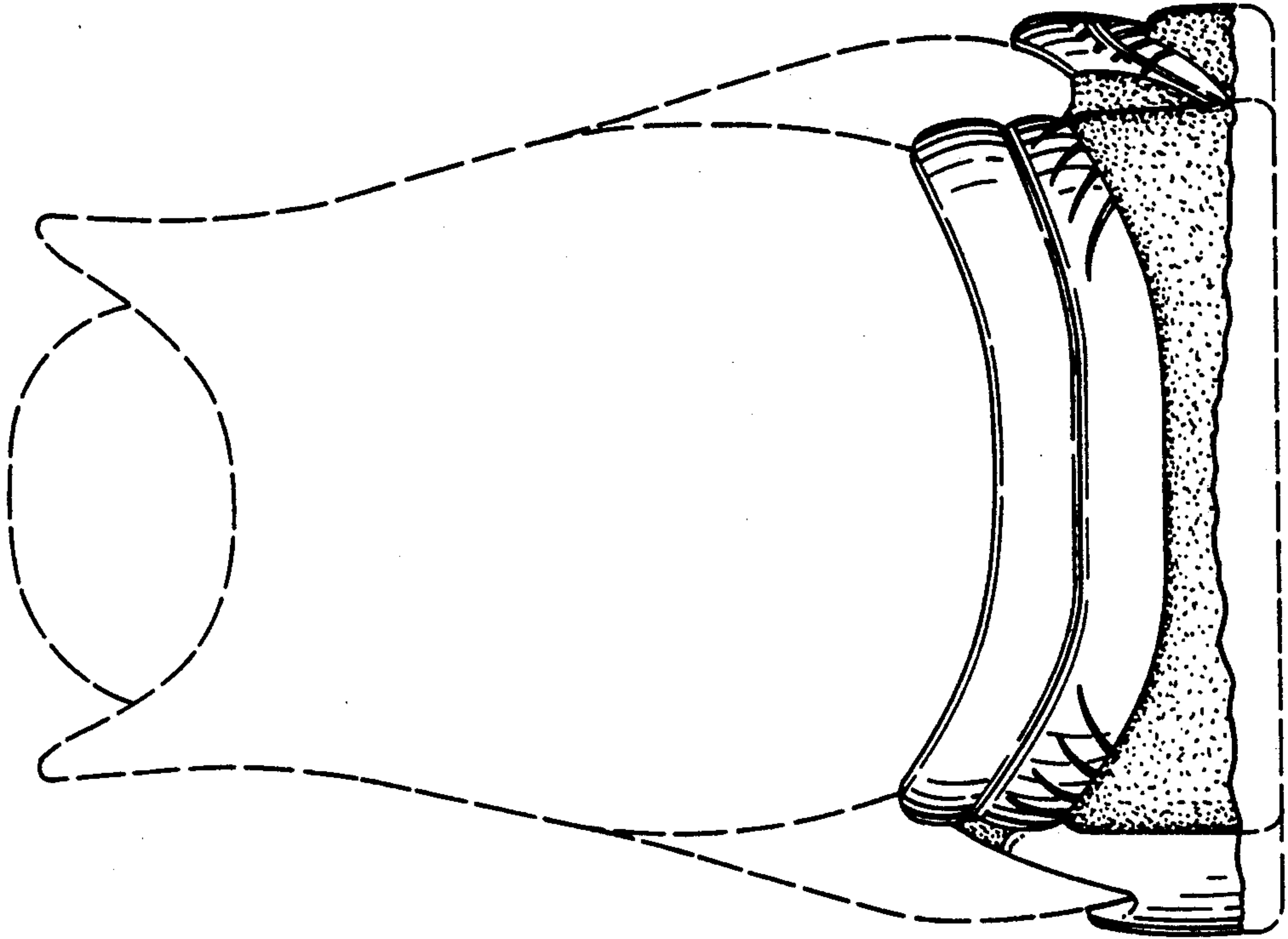


FIG. 3

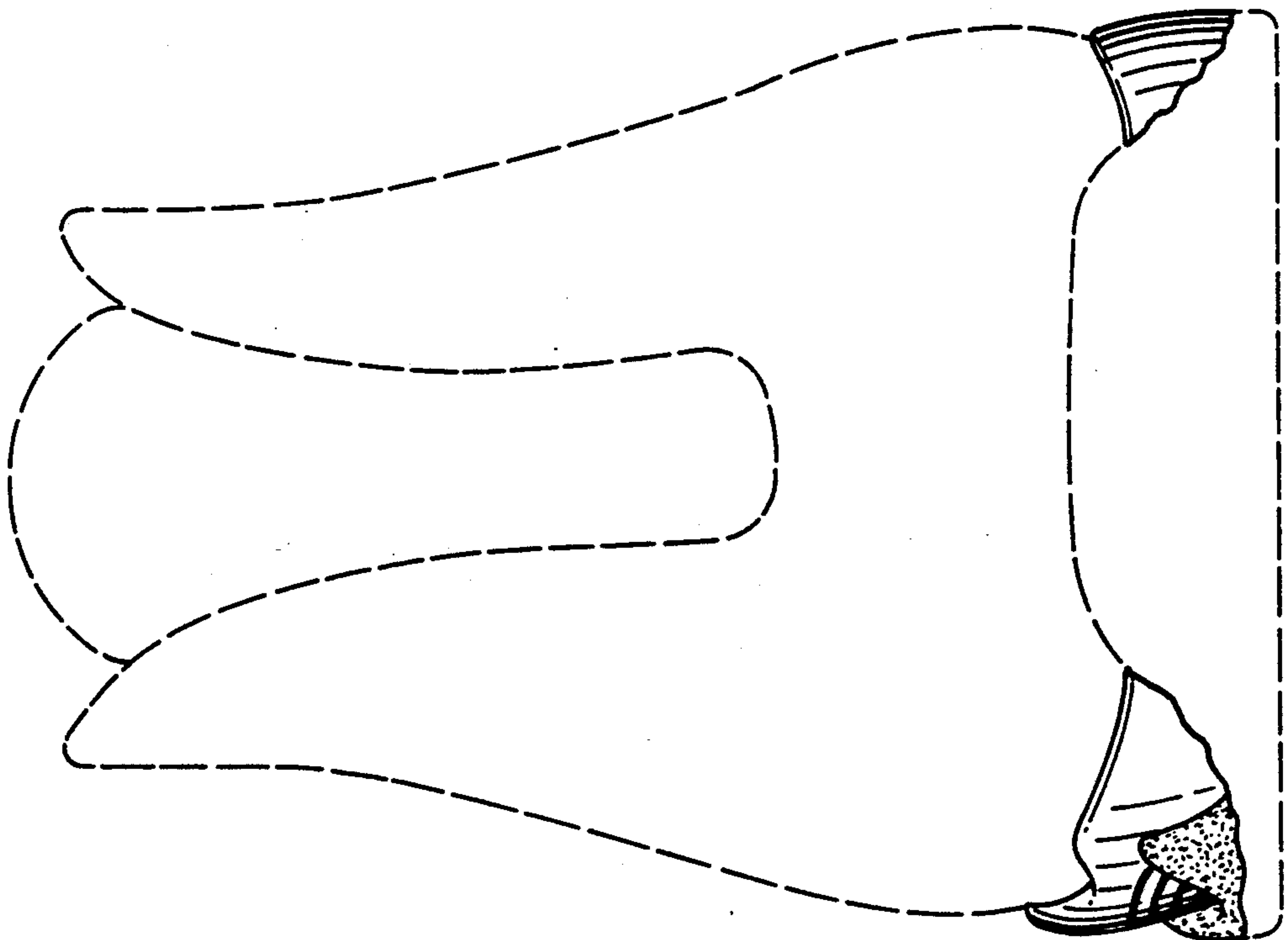


FIG. 5

