



US00D333692S

# United States Patent [19]

[11] Patent Number: **Des. 333,692**

**Parsons**

[45] Date of Patent: **\*\* Mar. 2, 1993**

[54] **POLICE SIDE HANDLE BATON**

[75] Inventor: **Kevin L. Parsons**, Appleton, Wis.

[73] Assignee: **Armament Systems and Procedures, Inc.**, Appleton, Wis.

[\*\*] Term: **14 Years**

[21] Appl. No.: **590,064**

[22] Filed: **Sep. 28, 1990**

[52] U.S. Cl. .... **D22/117**

[58] Field of Search ..... **D22/117; 273/84 R, DIG. 6, 273/84 ES**

[56] **References Cited**

### U.S. PATENT DOCUMENTS

D. 230,150	1/1974	Anderson	.....	D22/117
D. 315,392	3/1991	Lew	.....	D22/117
1,567,659	12/1925	Lawrence	.....	273/84 R
4,109,912	8/1978	Zentmyer	.....	273/84 R
4,203,599	5/1980	Starrett	.....	273/84 R
4,479,171	10/1984	Mains	.....	D22/117 X
4,694,981	9/1987	Miller, Jr.	.....	D22/117 X

### FOREIGN PATENT DOCUMENTS

3808362 10/1988 Fed. Rep. of Germany .... 273/84 R  
1287775 2/1962 France ..... 273/84 R

### OTHER PUBLICATIONS

Black Belt, Mar. 1972, inside front cover, KO-Bodo "Tonfa".

*Primary Examiner*—A. Hugo Word

*Assistant Examiner*—Doris V. Coles


*Attorney, Agent, or Firm*—Andrus, Scales, Starke & Sawall

### [57] CLAIM

The ornamental design for a police side handle baton, as shown and described.

### DESCRIPTION

FIG. 1 is a perspective view of a police side handle baton, showing my new design;  
FIG. 2 is a top plan view thereof;  
FIG. 3 is a bottom plan view thereof;  
FIG. 4 is a side elevational view, the opposite side being a mirror image thereof; and,  
FIG. 5 is an end elevational view thereof.






FIG. 1




FIG. 2




FIG. 3




FIG. 4



FIG. 5