



US00D333690S

**United States Patent** [19]  
**McKenzie**

[11] **Patent Number: Des. 333,690**  
[45] **Date of Patent: \*\* Mar. 2, 1993**

[54] **POOL TABLE**

[76] **Inventor: Larry McKenzie, 5700 St. Augustine Rd., Suite 104, Jacksonville, Fla. 32207**

[\*\*] **Term: 14 Years**

[21] **Appl. No.: 710,902**

[22] **Filed: Jun. 5, 1991**

[52] **U.S. Cl. .... D21/232**

[58] **Field of Search ..... D21/232; 273/3 R, 3 A, 273/3 C, 4 R, 2, 6, 10; D6/480, 48**

[56] **References Cited**

**U.S. PATENT DOCUMENTS**

- D. 249,971 10/1978 Fields, Jr. .... D21/232
- D. 265,415 7/1982 Bighaus ..... D21/232
- 3,337,216 8/1967 Miller et al. .... 273/3 R
- 4,874,167 10/1989 Hillard ..... 273/87 B X

**OTHER PUBLICATIONS**

Coleco Industries Inc. Oct. 1969 Booklet Item #9672.  
The Frederick-Willys Co. Inc. 1966, p. 6 as shown.  
Playthings, Sep. 1964, p. 135, Pool Table as shown.

*Primary Examiner*—Bernard Ansher  
*Assistant Examiner*—Prabhakar Deshmukh  
*Attorney, Agent, or Firm*—Thomas C. Saitta

[57] **CLAIM**

The ornamental design for a pool table, as shown and described.

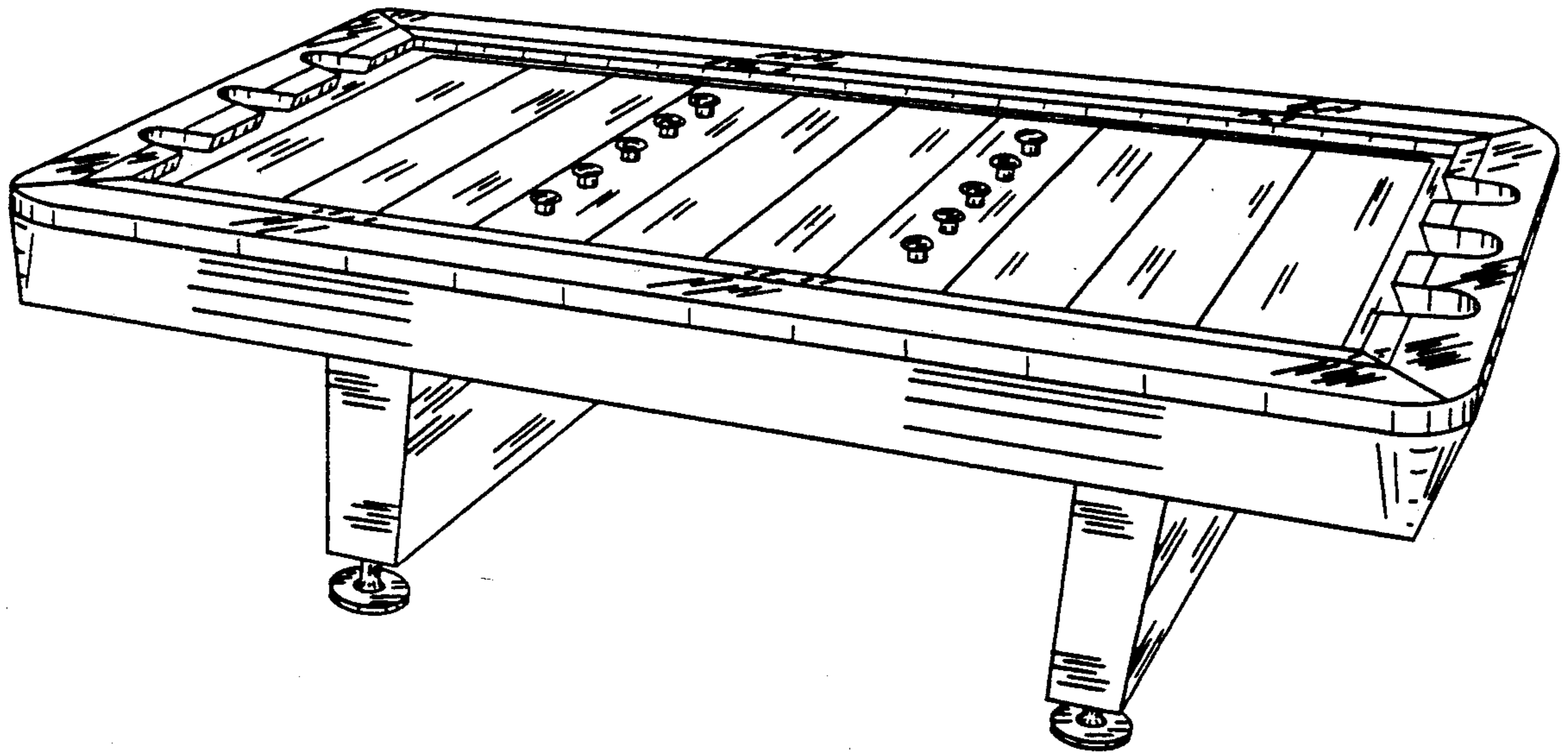
**DESCRIPTION**

FIG. 1 is a perspective view of a pool table showing my new design;

FIG. 2 is a top plan view thereof;

FIG. 3 is a front elevational view thereof; the rear elevational view being a mirror image thereof; and,

FIG. 4 is a left side elevational view thereof; the right side elevational view being a mirror image thereof.



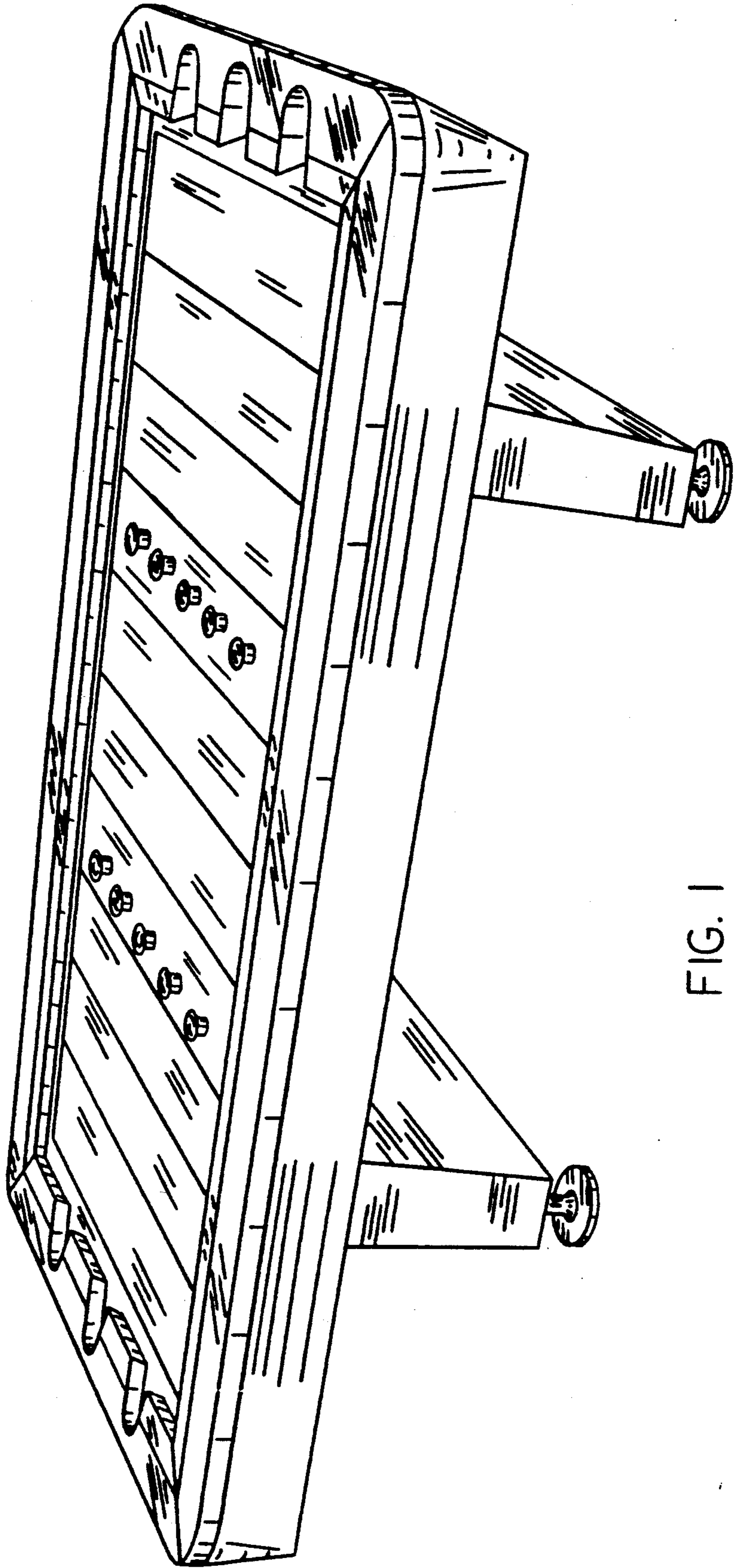


FIG. 1

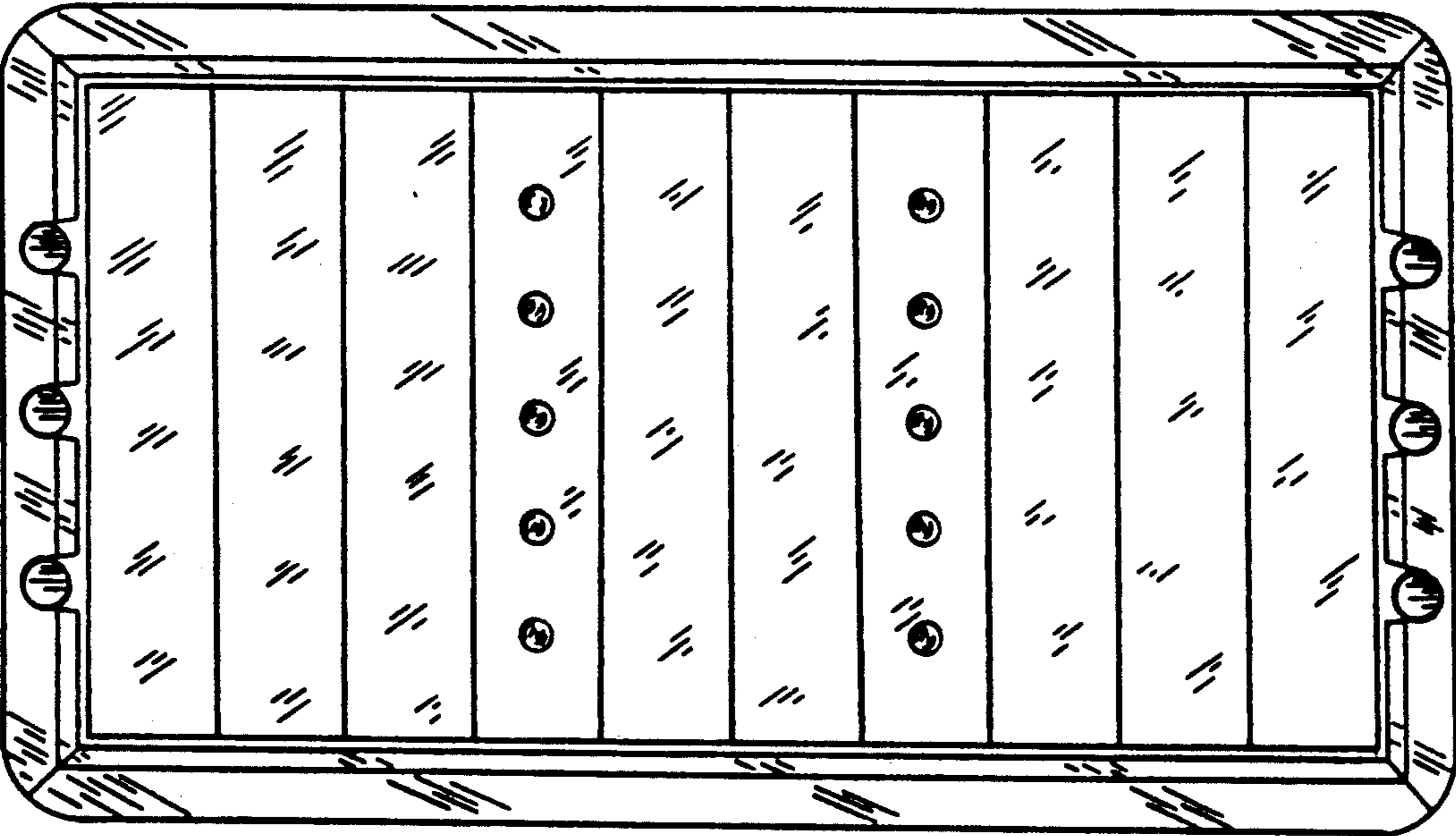


FIG. 2




FIG. 3




FIG. 4