



US00D333689S

United States Patent [19]

Schleisner et al.

[11] Patent Number: **Des. 333,689**

[45] Date of Patent: **** Mar. 2, 1993**

[54] **BALL CHIPPING GAME TARGET**

[76] Inventors: **Burch L. Schleisner; Nancy L. Stiller-Schleisner**, both of 3753 Cerritos Ave., Long Beach, Calif. 90807

[**] Term: **14 Years**

[21] Appl. No.: **553,677**

[22] Filed: **Jul. 16, 1990**

[52] U.S. Cl. **D21/200; D21/234**

[58] Field of Search **D21/200, 234; 273/411, 273/181 F, 127 B**

[56] **References Cited**

U.S. PATENT DOCUMENTS

- D. 212,767 11/1968 Frischman D21/200
- D. 270,920 10/1983 Branom D21/200 X
- D. 304,059 10/1989 Hong D21/200

- 783,775 2/1905 Carr 273/127 B
- 4,373,734 2/1983 Frank 273/411
- 4,579,344 1/1986 Meggs 273/411 X

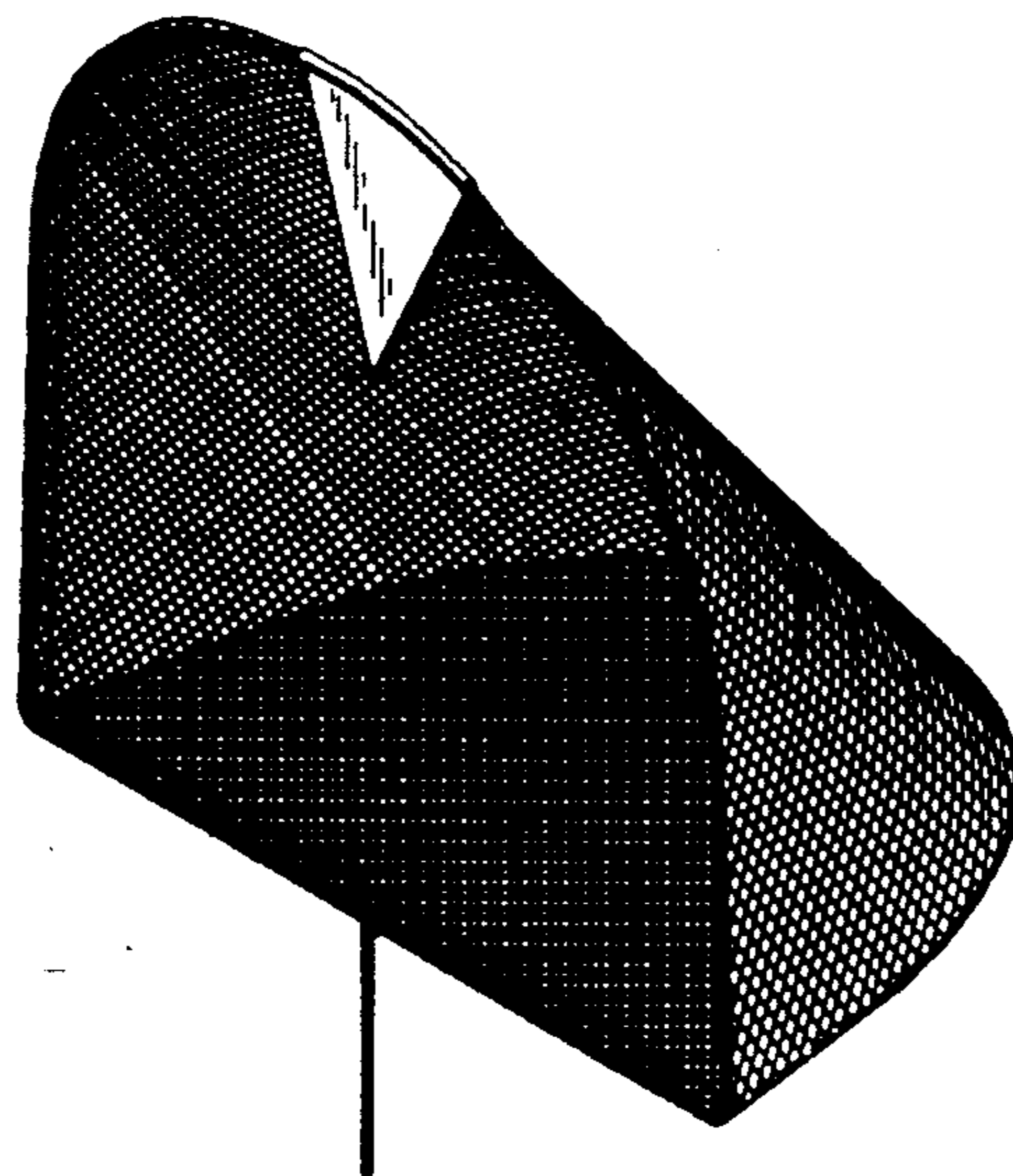
Primary Examiner—Bernard Ansher
Assistant Examiner—Lucy Lieberman
Attorney, Agent, or Firm—Harness, Dickey & Pierce

[57] **CLAIM**

The ornamental design for a ball chipping game target, as shown and described.

DESCRIPTION

FIG. 1 is a rear perspective view of a ball chipping game target showing our new design; FIG. 2 is a front elevation thereof; FIG. 3 is a rear elevation thereof; FIG. 4 is a bottom plan view thereof; FIG. 5 is a front perspective view of a modified form of the ball chipping game target; and, FIG. 6 is a front elevation of FIG. 5.






FIG. 1




FIG. 2




FIG. 3




FIG. 4

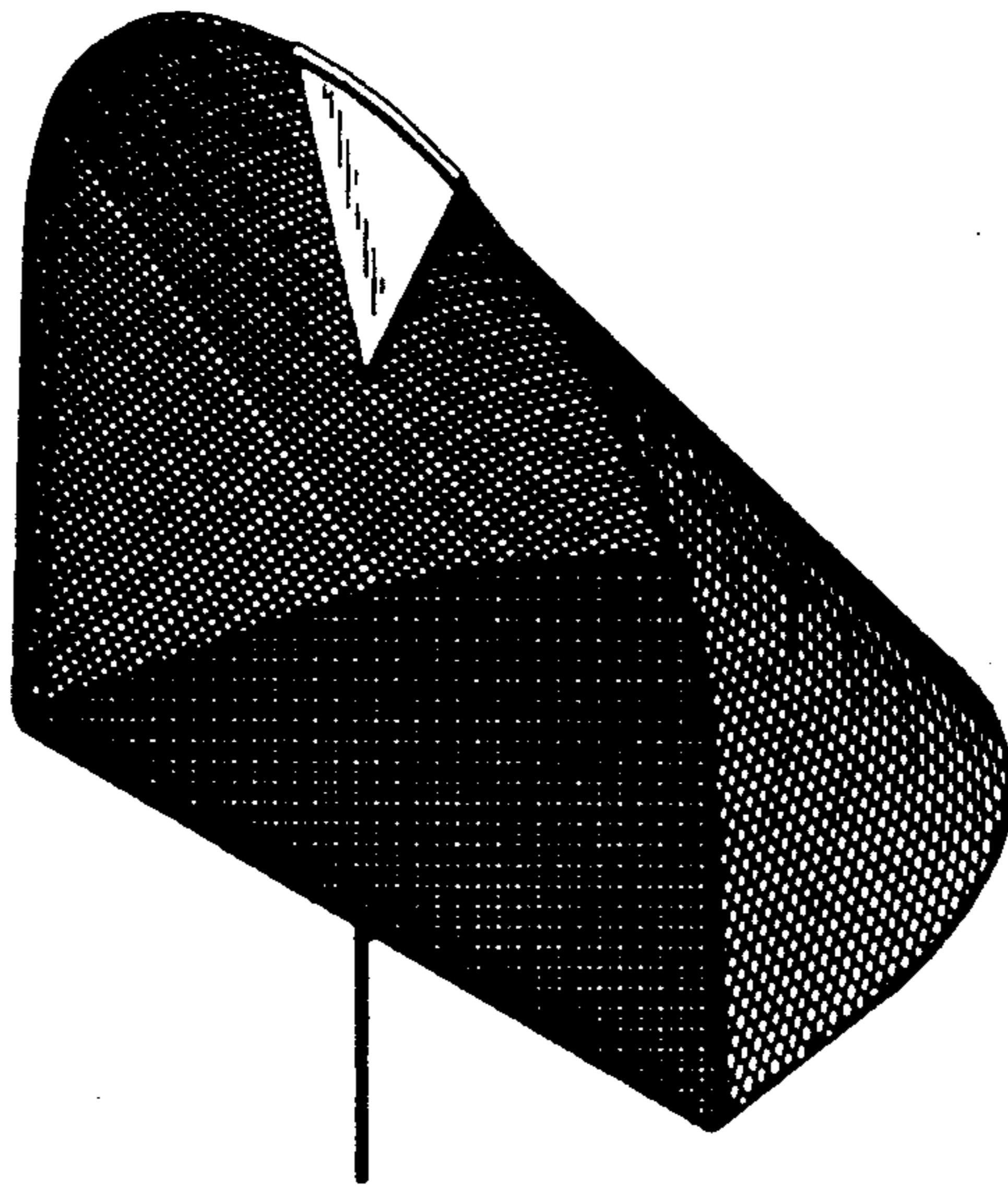


FIG. 5




FIG. 6