



US00D333683S

United States Patent [19]

[11] Patent Number: **Des. 333,683**

Trachet

[45] Date of Patent: **** Mar. 2, 1993**

[54] **GAME TARGET STAND**

[75] Inventor: **Ronald L. Trachet, Ann Arbor, Mich.**

[73] Assignee: **Mid-Tech, Inc., Ann Arbor, Mich.**

[**] Term: **14 Years**

[21] Appl. No.: **699,235**

[22] Filed: **May 13, 1991**

[52] U.S. Cl. **D21/5**

[58] Field of Search **D21/5, 2; 273/407, 348, 273/410**

4,497,485	2/1985	Macosko	273/407	X
4,625,974	12/1986	Andrews	273/407	
4,629,188	12/1986	Mahieu	273/407	X
5,145,133	9/1992	France	273/407	X

Primary Examiner—Bernard Ansher
Assistant Examiner—Prabhakar Deshmukh
Attorney, Agent, or Firm—Harness, Dickey & Pierce

[57] **CLAIM**

The ornamental design for a game target stand, as shown and described.


DESCRIPTION

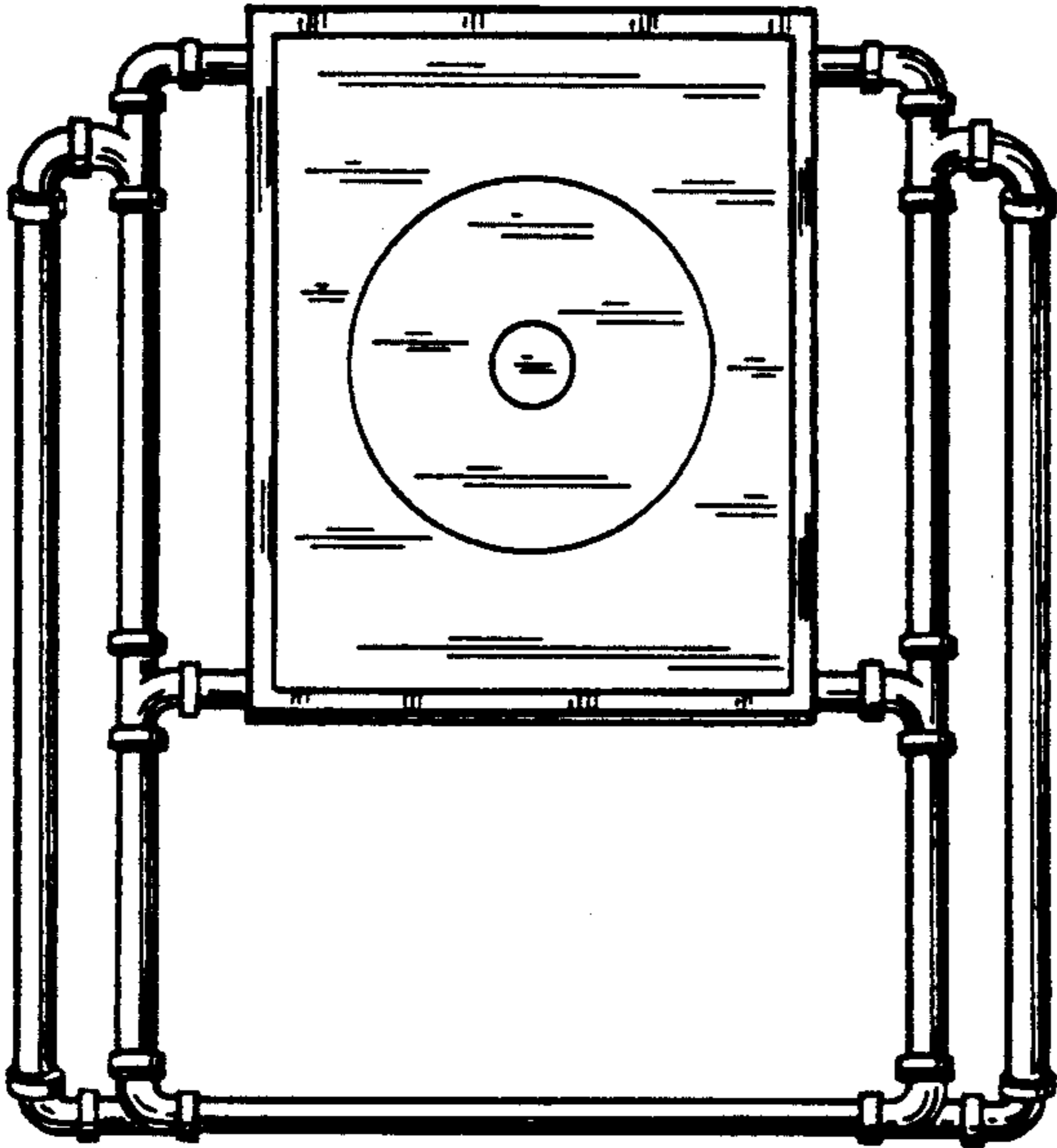
FIG. 1 is a front elevational view of a game target stand showing my new design;
FIG. 2 is a right side elevational view thereof; the left side elevational view being a mirror image thereof;
FIG. 3 is a rear elevational view thereof; and,
FIG. 4 is a top plan view thereof.

[56] **References Cited**

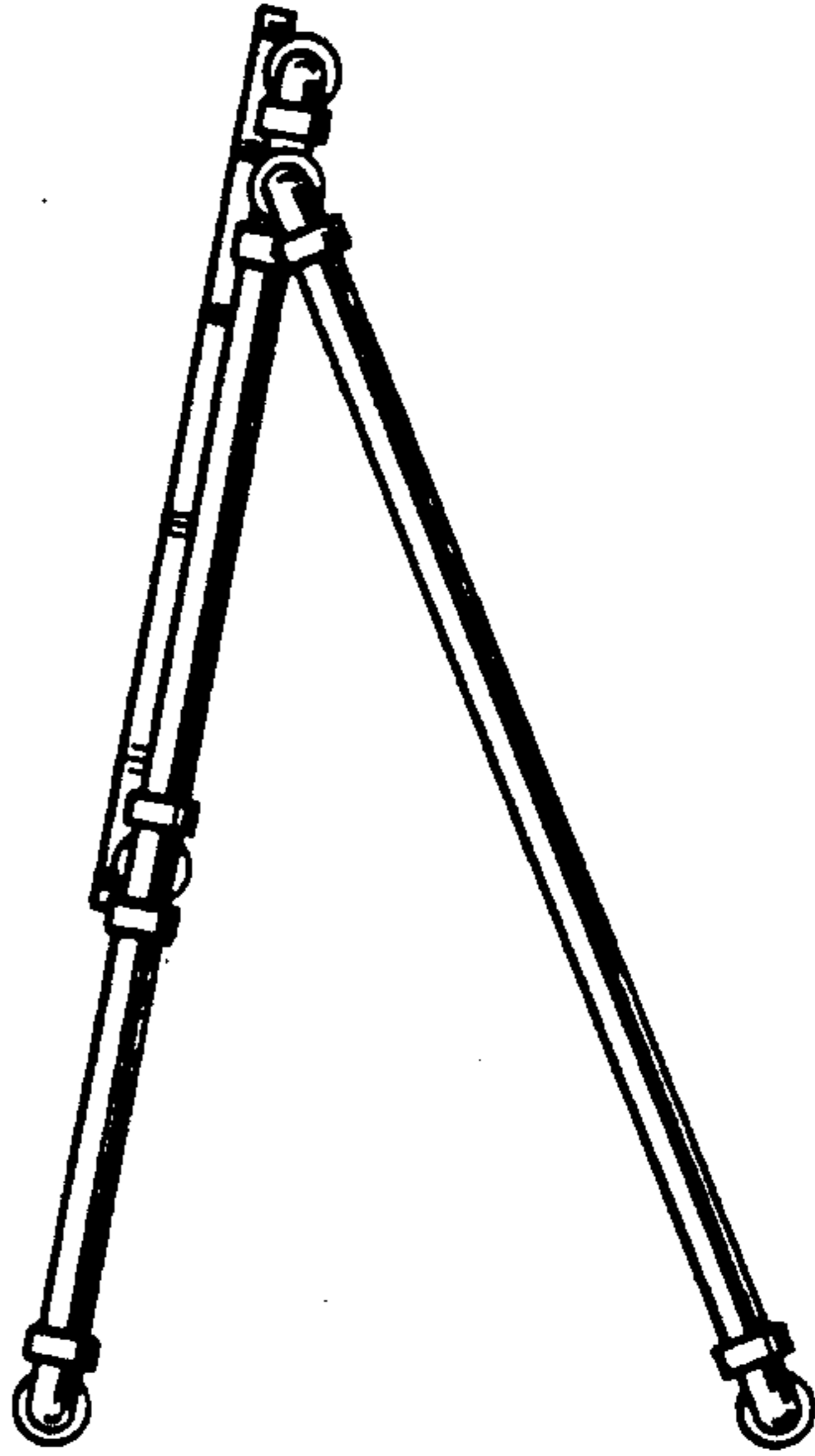
U.S. PATENT DOCUMENTS

D. 222,978	2/1972	Vinas	D21/5	X
D. 237,808	11/1975	Ekstrand	D21/5	X
D. 288,828	3/1987	Romestan et al.	D21/5	X
2,932,516	4/1960	Penner	273/407	







—FIG. 1



—FIG. 2



—FIG. 3



—FIG. 4