



US00D333682S

# United States Patent [19]

[11] Patent Number: **Des. 333,682**

**Burgess**

[45] Date of Patent: **\*\* Mar. 2, 1993**

[54] **FOOD AND BEVERAGE MENU HOLDER FOR RESTAURANT TABLES**

2,431,835	12/1947	Smith .....	40/124.1
2,920,410	1/1960	Angehrn .....	40/124.1
3,029,051	4/1962	Nichols .....	40/124.1
4,062,138	12/1977	Warenback .....	40/124.1

[75] Inventor: **Karen E. Burgess, Branford, Conn.**

[73] Assignee: **Gastro-Gnomes, Inc., West Hartford, Conn.**

*Primary Examiner*—Wallace R. Burke  
*Assistant Examiner*—Marcus Jackson  
*Attorney, Agent, or Firm*—Ware, Fressola, Van Der Sluys & Adolphson

[\*\*] Term: **14 Years**

[21] Appl. No.: **747,537**

[57] **CLAIM**

[22] Filed: **Aug. 15, 1991**

The ornamental design for a food and beverage menu holder for restaurant tables, as shown and described.

[52] U.S. Cl. .... **D20/40; D20/43**

[58] Field of Search ..... **D20/10, 39, 40, 41, D20/42; 40/1, 124, 124.1, 124.2, 152, 152.1, 584, 590, 591, 592, 618; D6/329, 332**

**DESCRIPTION**

FIG. 1 is a perspective view of a food and beverage menu holder for restaurant tables showing my new design;

[56] **References Cited**

**U.S. PATENT DOCUMENTS**

2,113,406	4/1938	Koeble .....	40/124.1
2,142,826	1/1939	Rosello .....	40/124.1
2,343,741	3/1944	Beechta .....	40/124.1
2,427,629	9/1947	Smith et al. ....	40/124.1

FIG. 2 is a top plan view thereof;

FIG. 3 is a front elevational view thereof, with the rear being a mirror image;

FIG. 4 is a right side elevational view thereof;

FIG. 5 is a left side elevational view thereof; and,

FIG. 6 is a bottom plan view thereof.




FIG. 1




FIG. 4

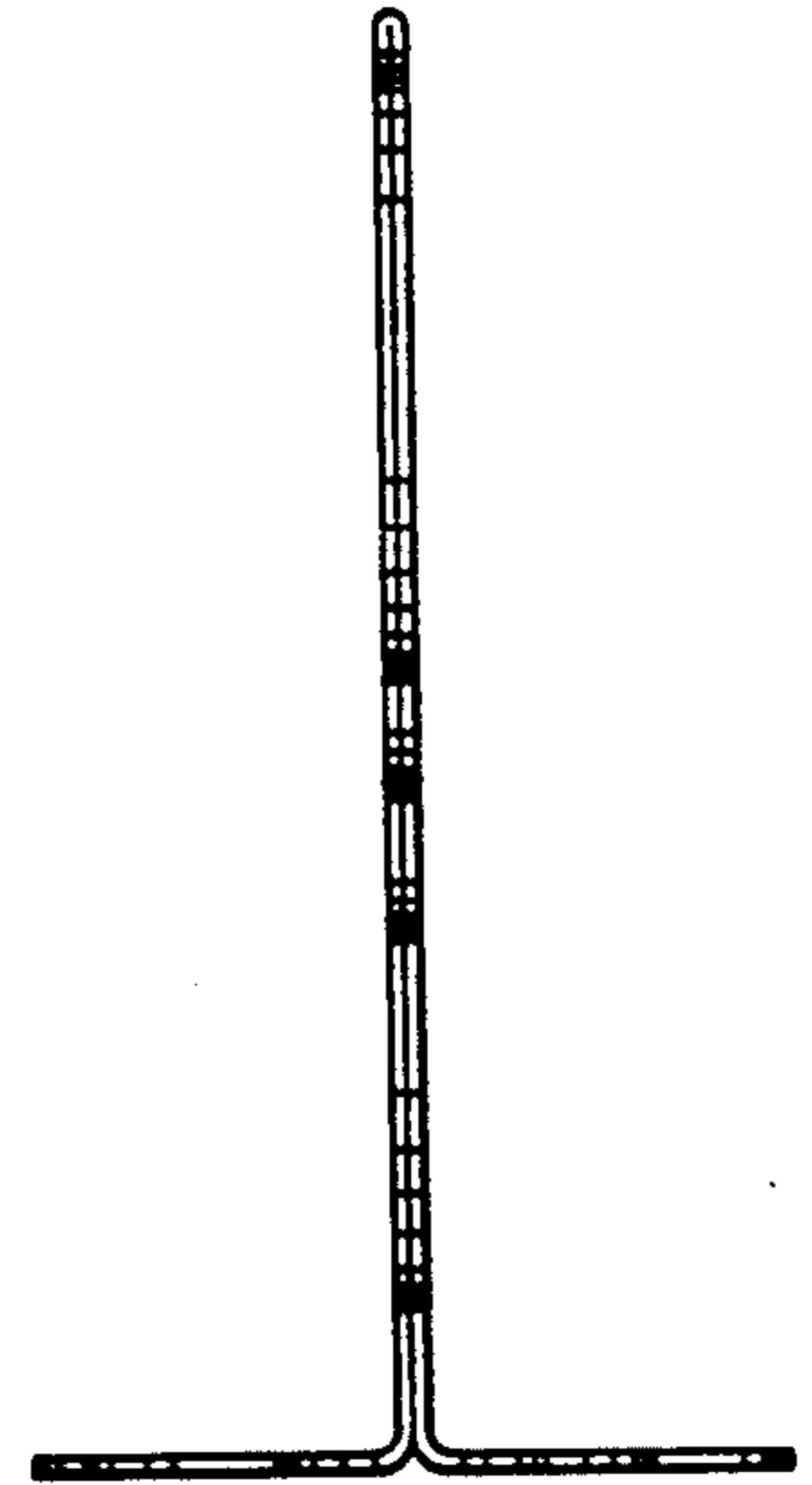


FIG. 2

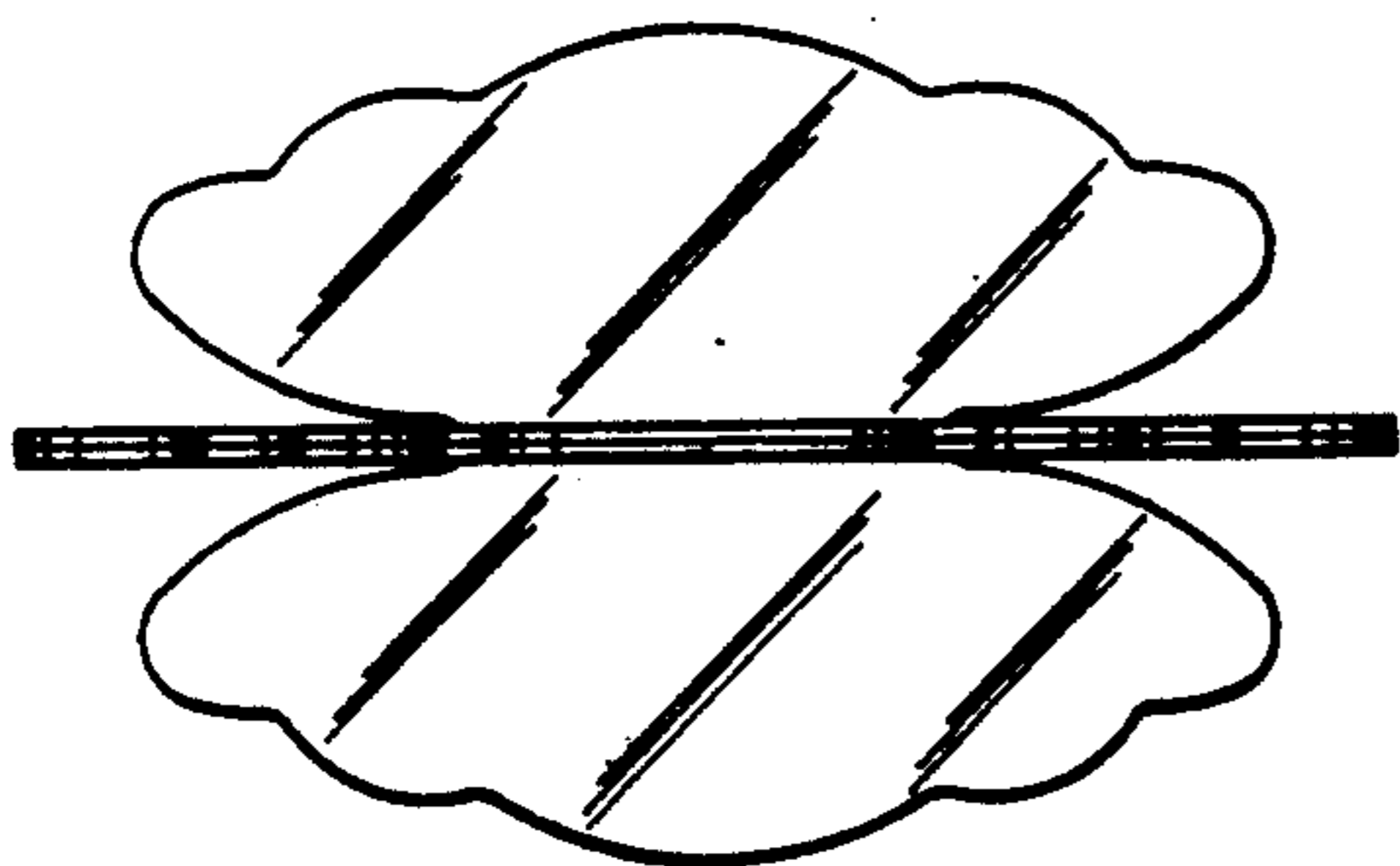


FIG. 6

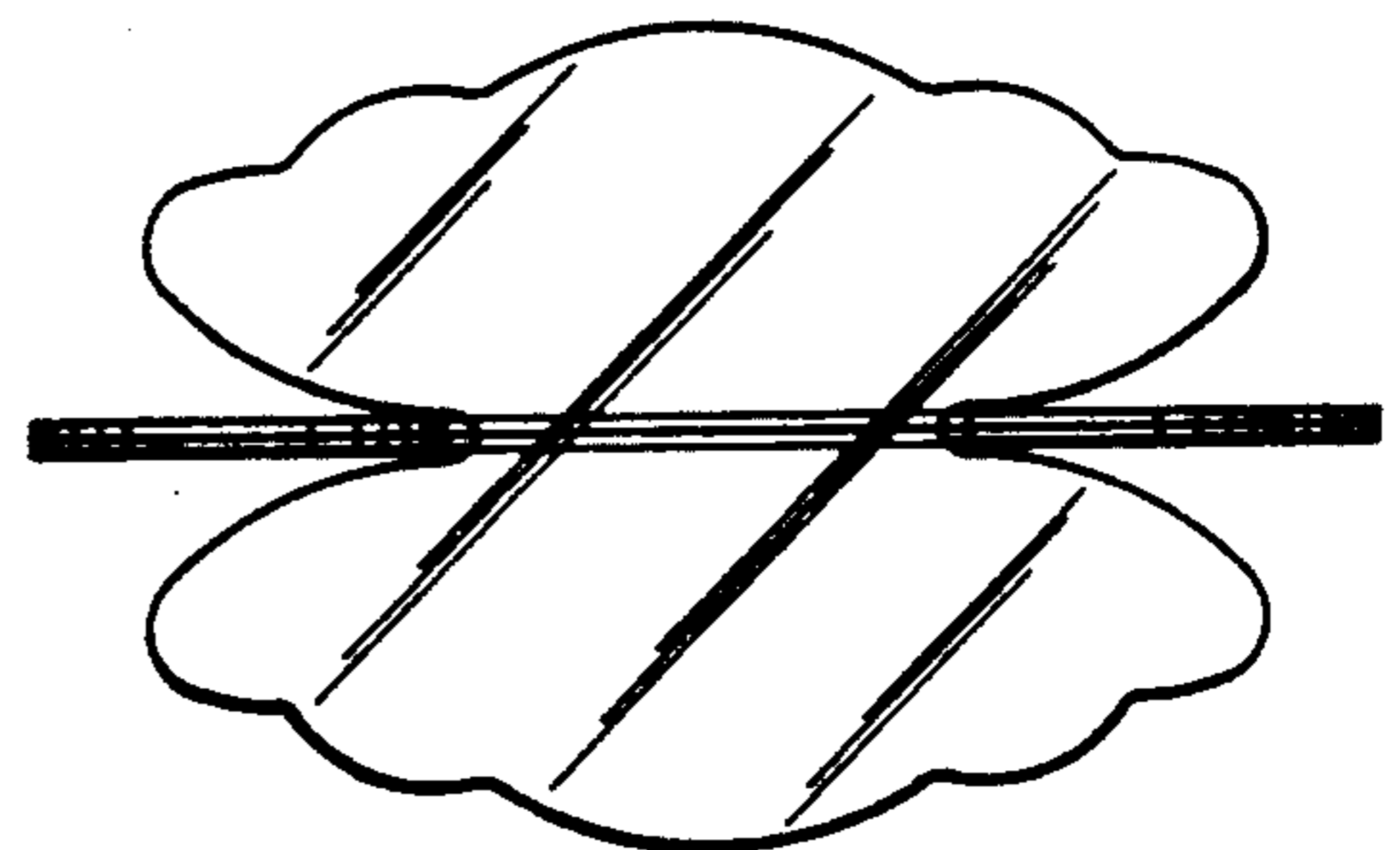


FIG. 3




FIG. 5

