



US00D333679S

# United States Patent [19]

[11] Patent Number: **Des. 333,679**

Hoffman et al.

[45] Date of Patent: **\*\* Mar. 2, 1993**

- [54] DOCUMENT HOLDER
- [75] Inventors: **Craig A. Hoffman; David H. Hoffman**, both of Waco, Tex.
- [73] Assignee: **Fellowes Manufacturing Company**, Itasca, Ill.
- [\*\*] Term: **14 Years**
- [21] Appl. No.: **760,204**
- [22] Filed: **Sep. 16, 1991**
- [52] U.S. Cl. .... **D19/88; D14/114; D19/90; D19/91**
- [58] Field of Search ..... **D14/114; D19/75, 86, D19/88, 90, 91, 99, 100; 40/341-349; 248/441.1, 442.2, 447.1, 316.3, 454, 278, 918; 211/89**

4,934,648	6/1990	Yueh	.....	248/442.2
5,044,593	9/1991	Jones	.....	248/442.2
5,067,681	11/1991	Huang et al.	.....	248/442.2
5,078,358	1/1992	Egly et al.	.....	248/316.3 X

*Primary Examiner*—Nelson C. Holtje  
*Assistant Examiner*—Martha Thompson  
*Attorney, Agent, or Firm*—Dennis T. Griggs

### [57] CLAIM

The ornamental design for a document holder, as shown and described.

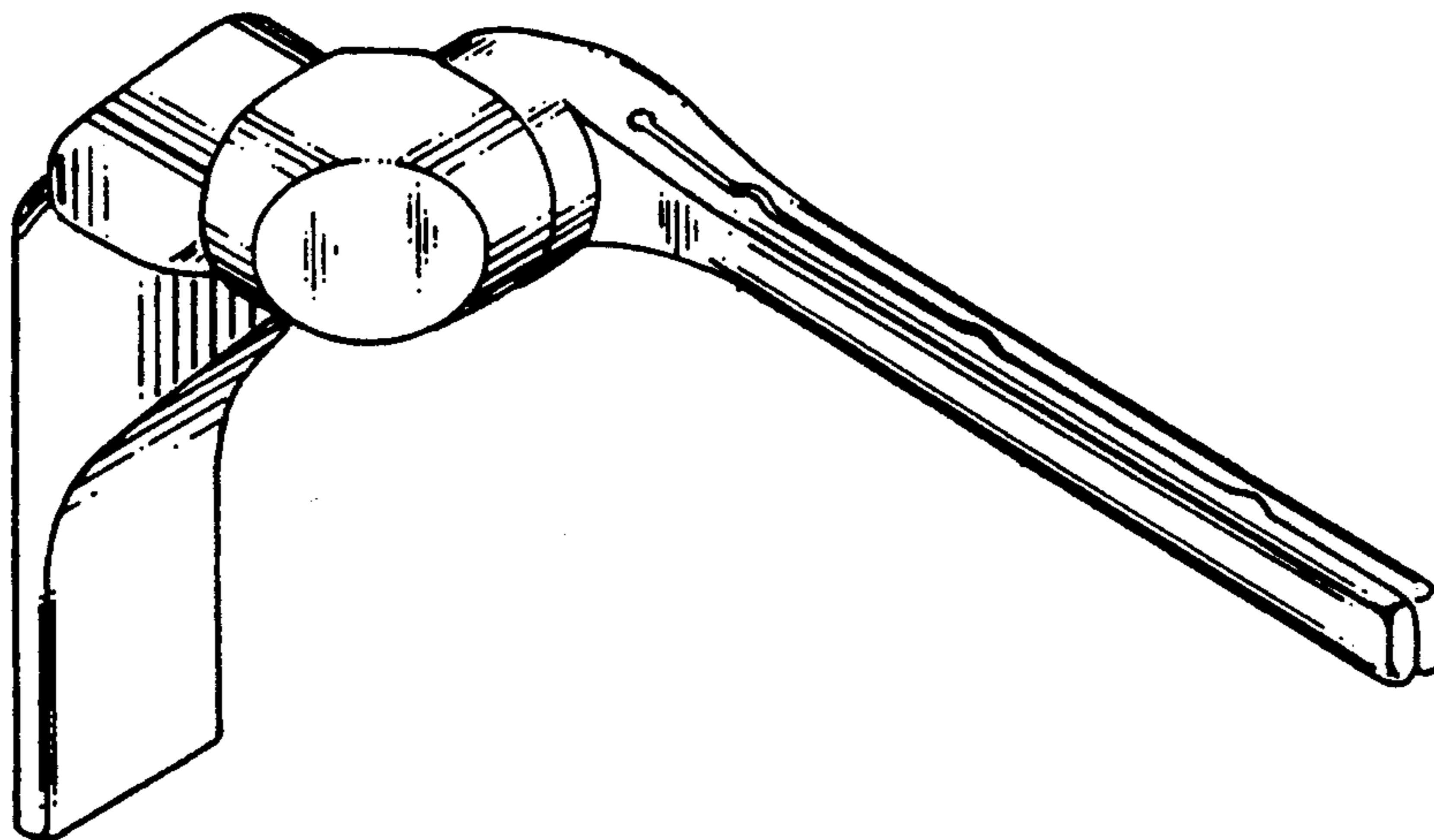
### DESCRIPTION

FIG. 1 is a top, right front perspective view of a document holder showing our new design;  
 FIG. 2 is a rear elevational view thereof;  
 FIG. 3 is a right side elevational view thereof;  
 FIG. 4 is a left side elevational view thereof;  
 FIG. 5 is a top plan view thereof;  
 FIG. 6 is a front elevational view thereof;  
 FIG. 7 is a bottom plan view thereof; and,  
 FIG. 8 is a top, right front perspective view thereof drawn to a reduced scale with respect to FIGS. 1 through 7.

The fragmentary computer monitor and piece of paper depicted by means of broken lines in FIG. 8 are shown for illustrative purposes only and form no part of the claimed design.

[56] **References Cited**  
**U.S. PATENT DOCUMENTS**

D. 301,044	5/1989	Judd	.....	D19/88
D. 302,443	7/1989	Jones	.....	D19/88 X
D. 318,297	7/1991	Chu	.....	D19/88
D. 327,094	6/1992	Jones	.....	D19/88
D. 327,502	6/1992	Maloney	.....	D19/88
4,747,572	5/1988	Weber	.....	248/442.2
4,767,093	8/1988	Jones	.....	248/442.2



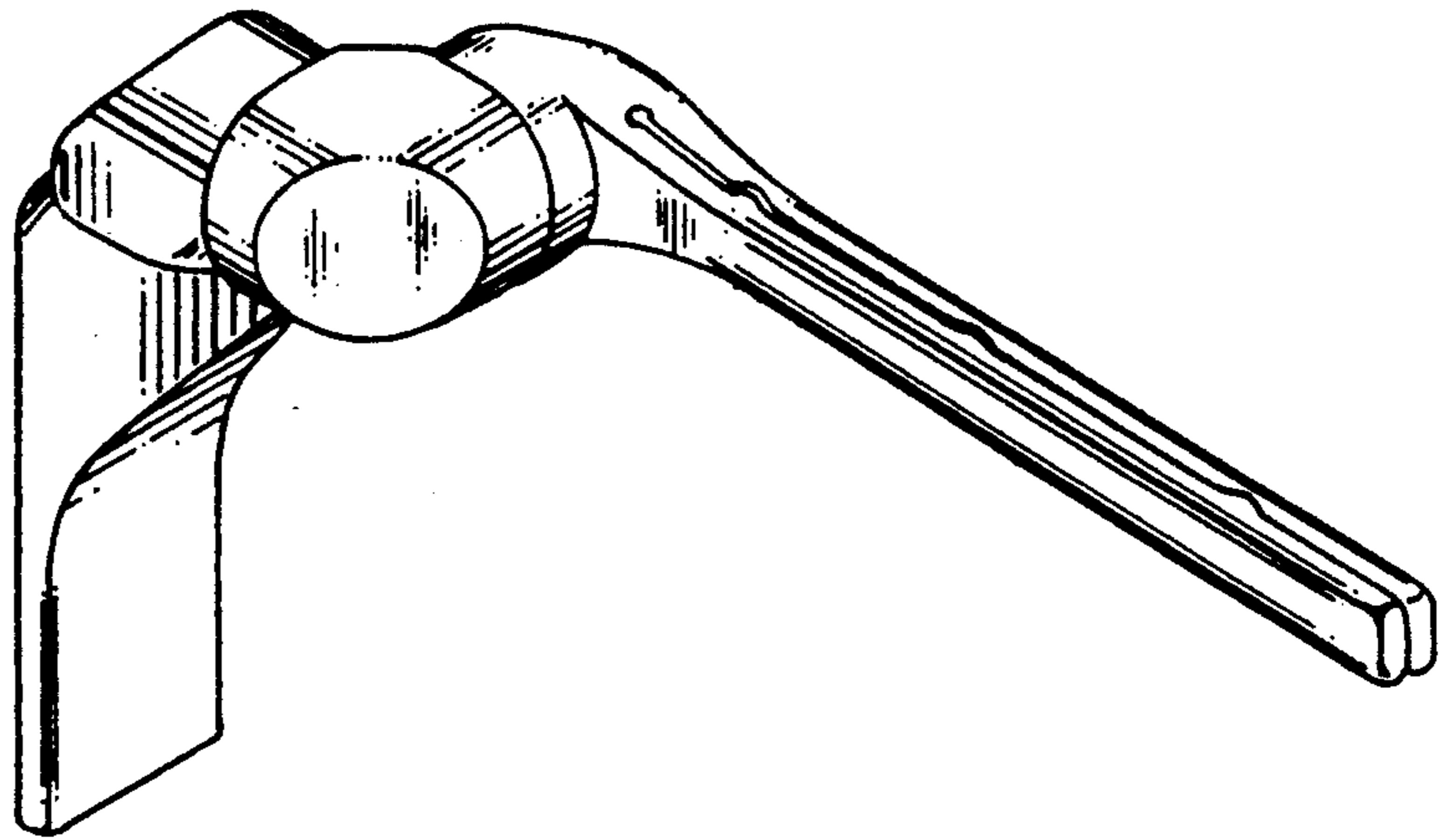


FIG. 1

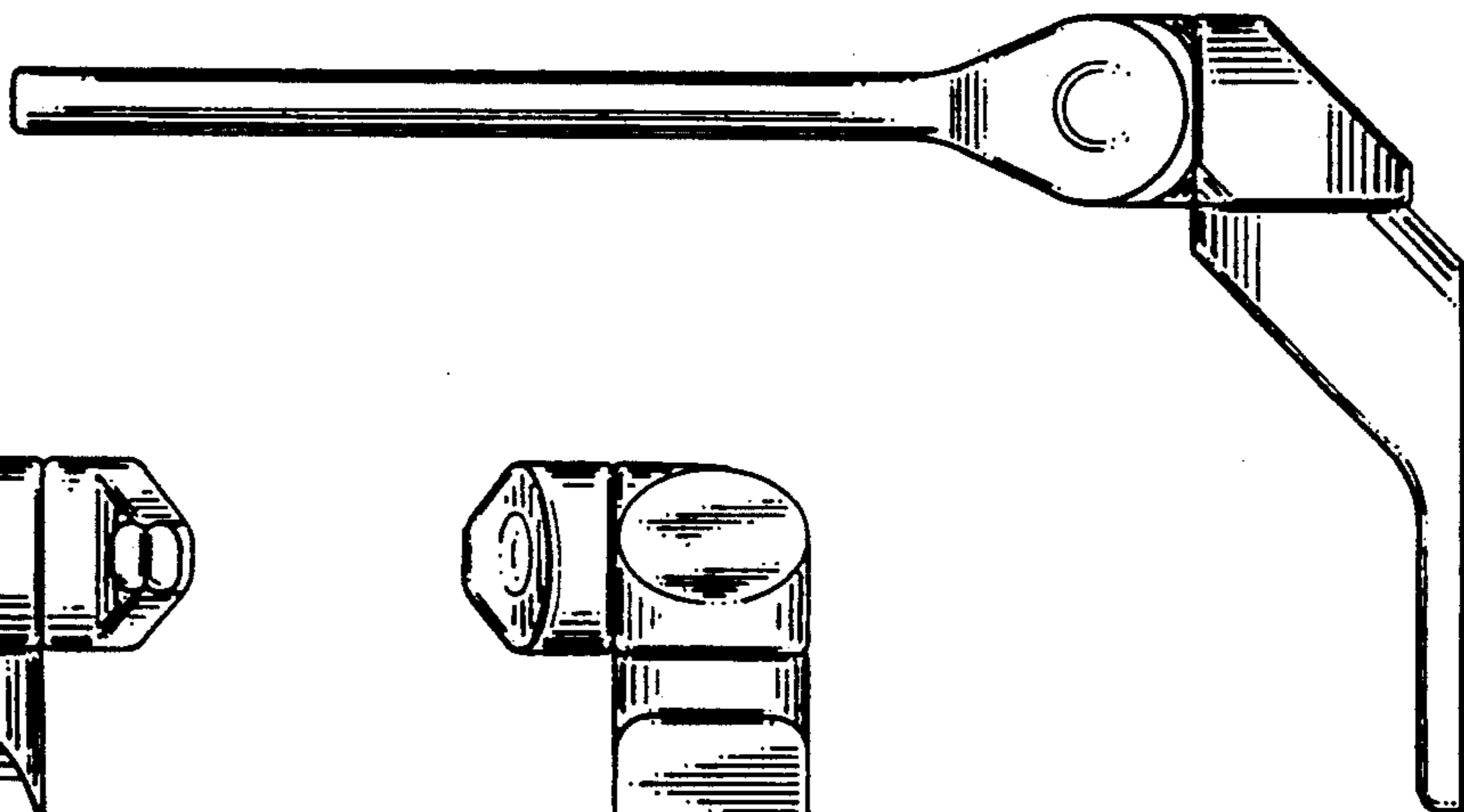


FIG. 2




FIG. 3




FIG. 4




FIG. 5

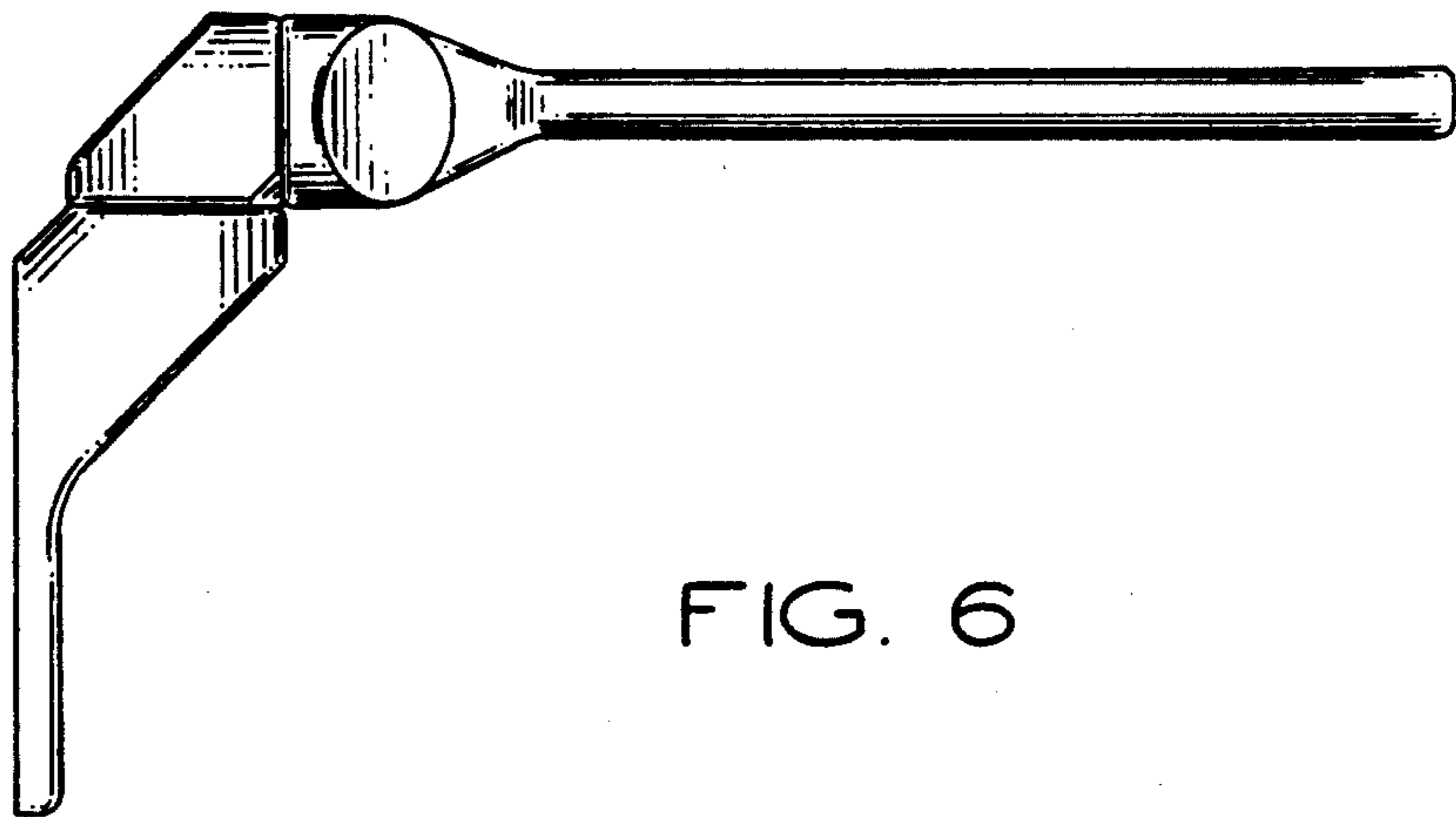


FIG. 6




FIG. 7

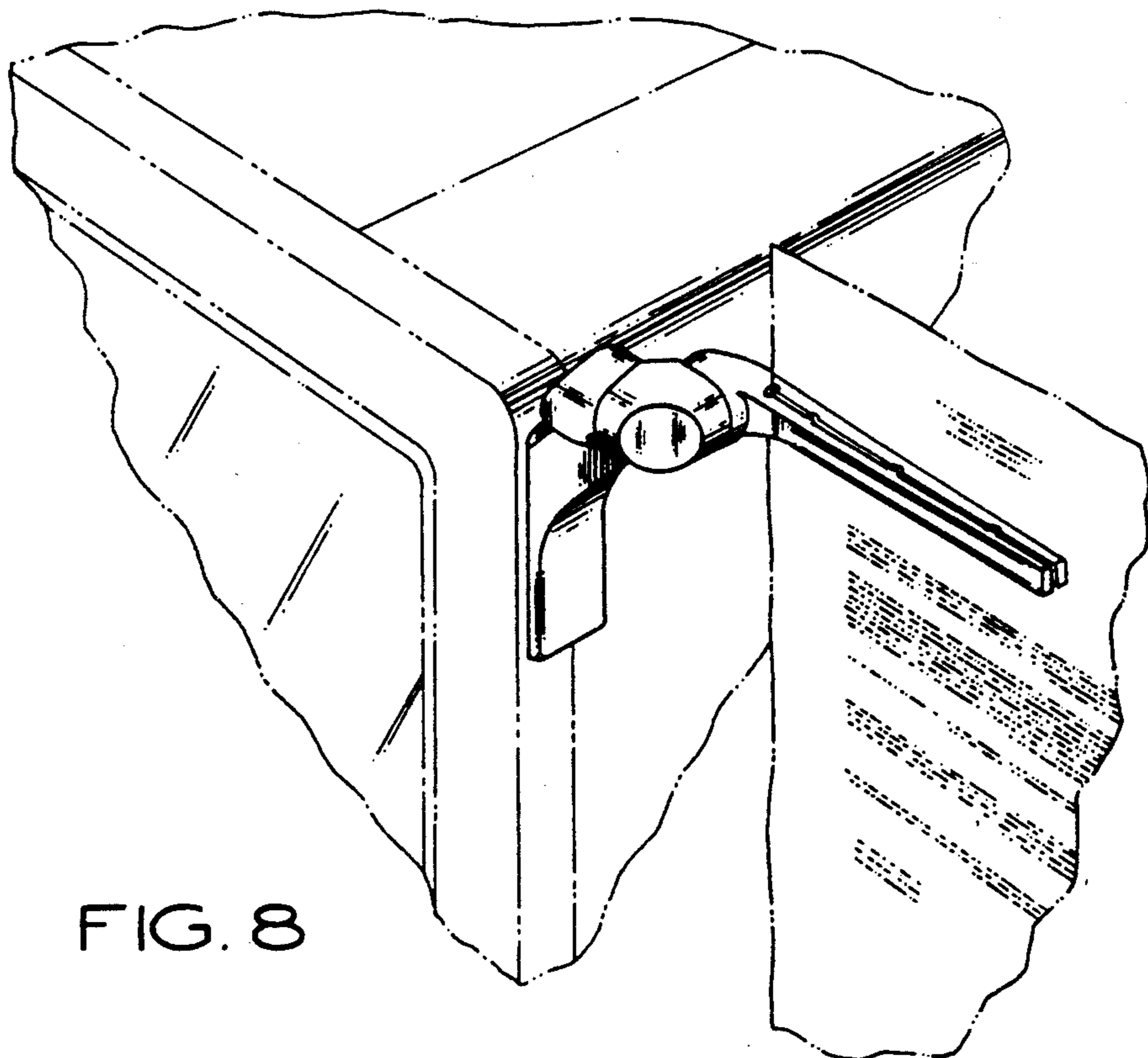


FIG. 8