



US00D333677S

United States Patent [19]

[11] Patent Number: **Des. 333,677**

Giralt

[45] Date of Patent: **** Mar. 2, 1993**

[54] **WRITING INSTRUMENT**

[76] Inventor: **Jules Giralt**, 14, rue Paul Lacombe,
11000 Carcassonne, France

[**] Term: **14 Years**

[21] Appl. No.: **594,815**

[22] Filed: **Oct. 9, 1990**

[30] **Foreign Application Priority Data**

Apr. 10, 1990 [FR] France 902945

[52] U.S. Cl. **D19/48; D19/42;**
D19/51; D19/56; D19/57

[58] Field of Search D19/35, 36, 41-51,
D19/54-58, 81-85; 401/221, 222, 223, 224, 243,
244, 245, 246, 247

[56] **References Cited**

U.S. PATENT DOCUMENTS

- D. 83,592 3/1931 Bienenstein D19/48
- D. 107,438 12/1937 MacNally D19/47
- D. 145,431 8/1946 Flanagan D19/42
- D. 186,923 12/1959 Williams D19/47 X
- D. 187,315 2/1960 Williams D19/47 X

- D. 187,831 5/1960 Buryan D19/47 X
- D. 212,788 11/1968 Perwas D19/56
- D. 229,110 11/1973 Corte D19/47 X

Primary Examiner—Nelson C. Holtje
Assistant Examiner—Martha Thompson
Attorney, Agent, or Firm—Finnegan, Henderson,
Farabow, Garrett & Dunner

[57] **CLAIM**

The ornamental design for a writing instrument, as shown and described.

DESCRIPTION

FIG. 1 is a front elevational view of a writing instrument showing my new design;
FIG. 2 is a right side elevational view;
FIG. 3 is a bottom plan view with the cap member removed for convenience of illustration;
FIG. 4 is a top plan view;
FIG. 5 is a rear elevational view;
FIG. 6 is a front elevational view in an exploded condition; and,
FIG. 7 is a front elevational view thereof with the cap member in a stored position.






FIG. 1



FIG. 2

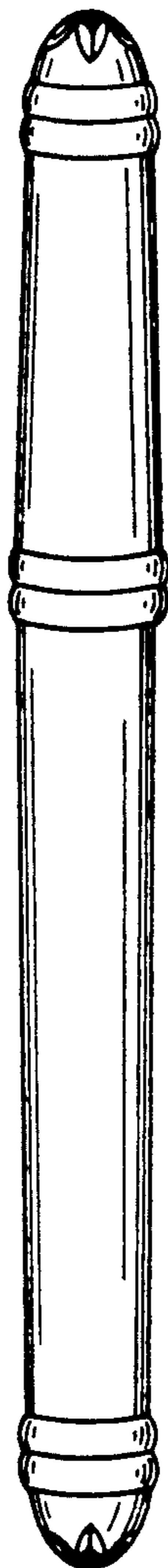


FIG. 5



FIG. 6




FIG. 7



FIG. 3



FIG. 4