



US00D333673S

United States Patent [19]

[11] Patent Number: **Des. 333,673**

Riggs et al.

[45] Date of Patent: **** Mar. 2, 1993**

[54] **MARGIN SETTER FOR USE WITH A TYPEWRITER OR PRINTER**

4,976,391 12/1990 Jessen et al. 400/613.2

[76] Inventors: **Barbara R. Riggs; David Riggs**, both of 3513 E. Redbud Dr., Knoxville, Tenn. 37920

FOREIGN PATENT DOCUMENTS

[**] Term: **14 Years**

0001581 1/1983 Japan 400/636.2
0092882 5/1985 Japan 400/633.2
0254369 11/1986 Japan 400/633.2
630845 7/1982 Switzerland .
1007438 10/1965 United Kingdom .

[21] Appl. No.: **641,574**

OTHER PUBLICATIONS

[22] Filed: **Jan. 16, 1991**

IBM Technical Disclosure Bulletin; Jul. 1979; p. 473; Moveable Edge Guide.

[52] U.S. Cl. **D18/12; D18/56; D18/46; D6/480; D6/482**

Primary Examiner—A. Hugo Word
Assistant Examiner—CathyAnne MacCormac
Attorney, Agent, or Firm—Terry M. Gernstein

[58] Field of Search **D18/6, 7, 11, 46, 48, D18/56, 12; 400/633, 633.1, 633.2, 636.2, 613.2; D8/354, 366, 395; D25/48, 135; D6/480, 481, 482-485**

[57] CLAIM

[56] References Cited

The ornamental design for a margin setter for use with a typewriter or printer, as shown and described.

U.S. PATENT DOCUMENTS

DESCRIPTION

D. 251,018	2/1979	Lockwood	D18/354
D. 265,569	7/1982	Prisbe	D18/56
D. 293,334	12/1987	Humbert	D18/56
2,569,696	10/1951	Schremp et al.	400/342
2,802,558	8/1957	Wexler	400/633.2
2,831,222	4/1958	Anderson	D8/366
4,063,631	12/1977	DuRoss et al.	400/633.2
4,451,168	5/1984	Greenhaw et al.	400/633.2
4,938,619	7/1990	Eicher	400/708
4,943,174	7/1990	Eicher	400/708 X

FIG. 1 is a perspective view of a margin setter for use with a typewriter or printer showing our new design; FIG. 2 is a front elevational view thereof; FIG. 3 is a rear elevational view thereof; FIG. 4 is a left side elevational view thereof; FIG. 5 is a right side elevational view thereof; FIG. 6 is a top plan view thereof; and, FIG. 7 is a bottom view thereof.

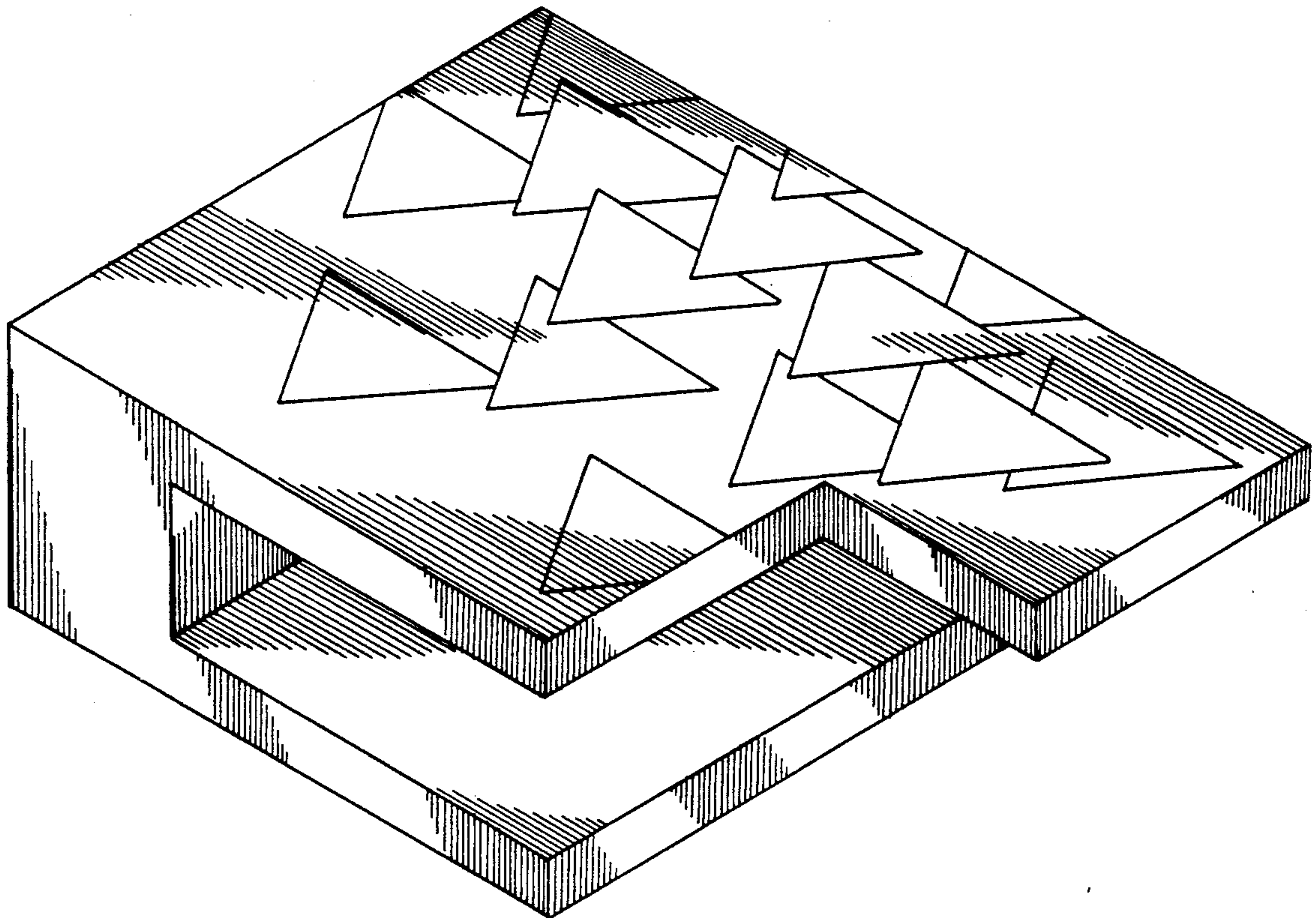
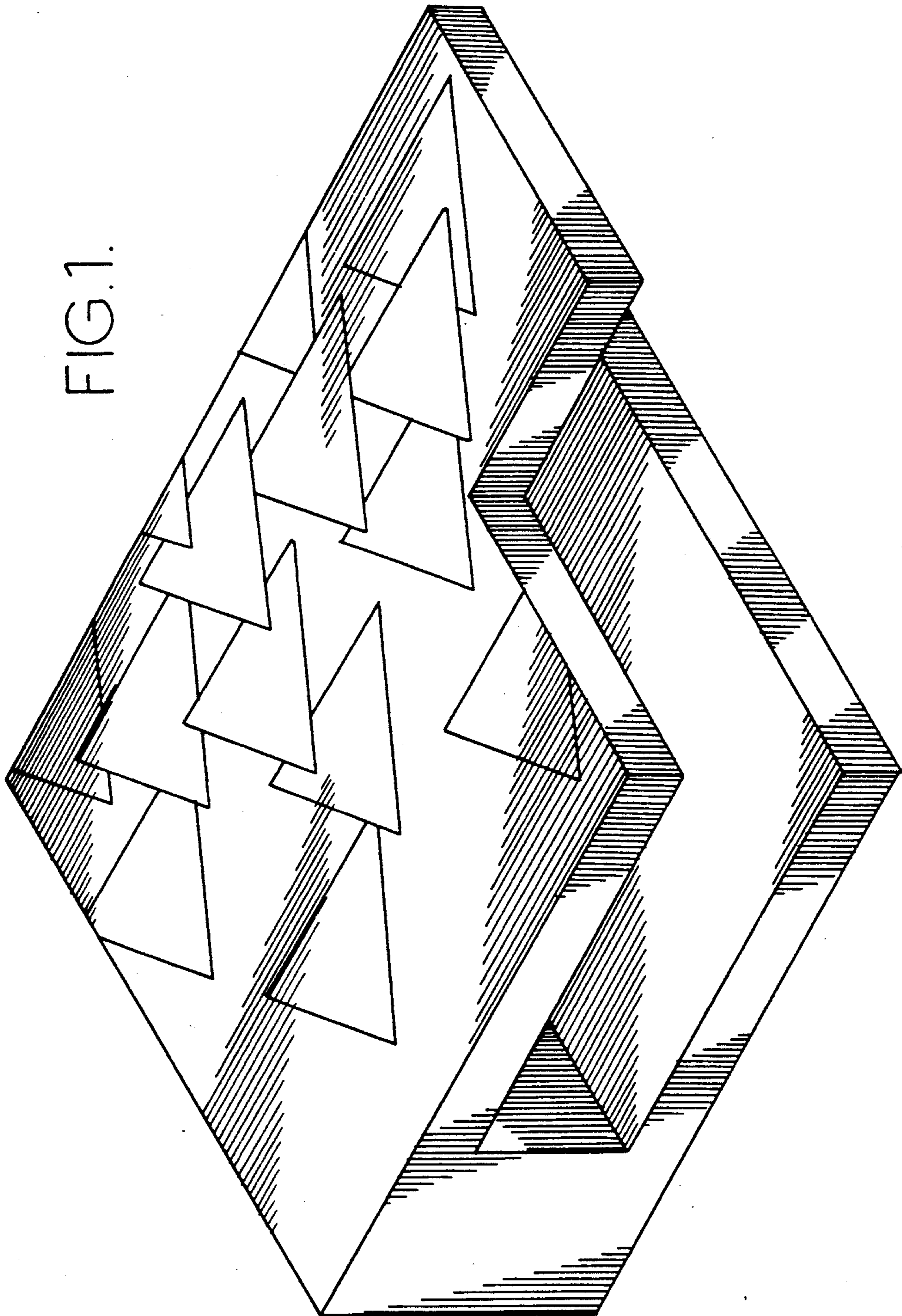


FIG. 1.



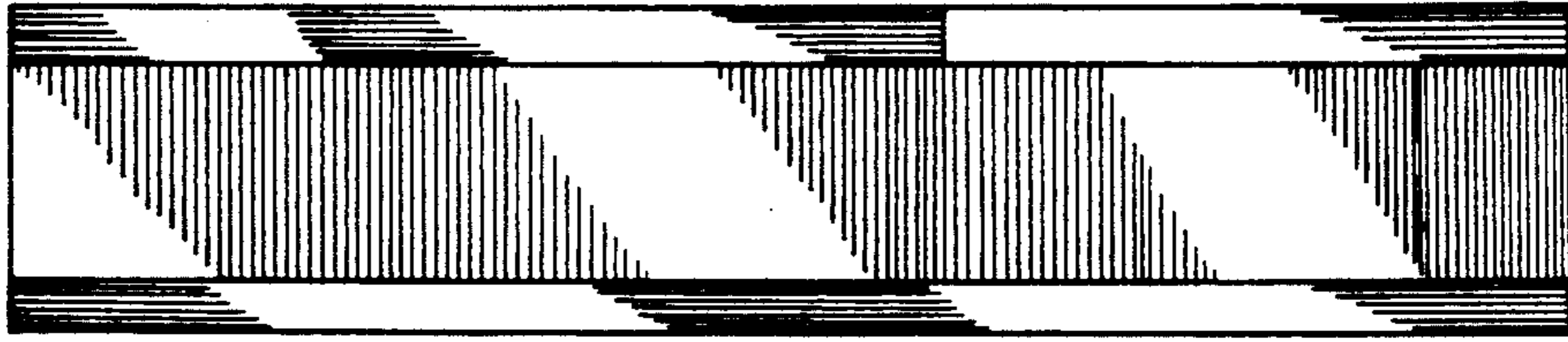


FIG. 2.

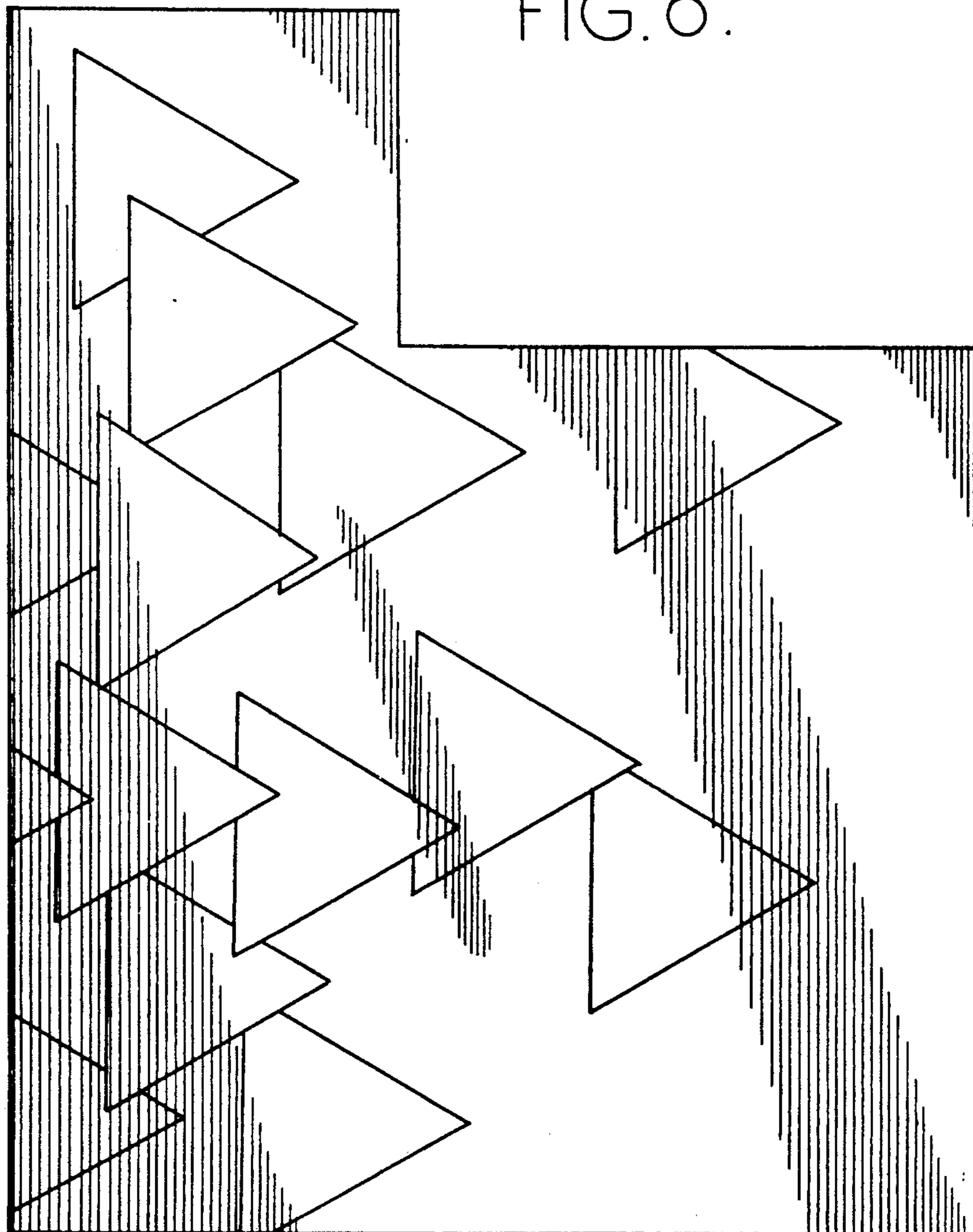


FIG. 6.

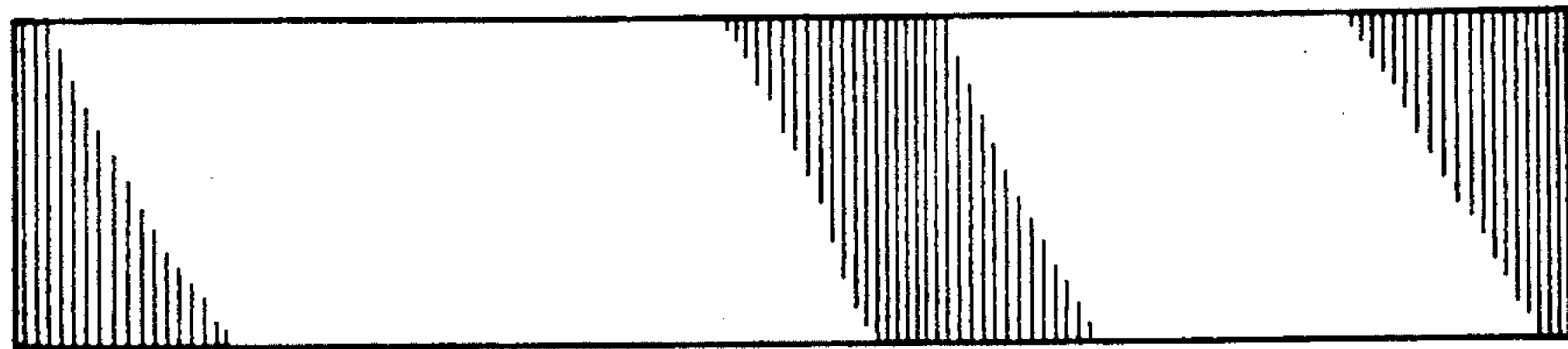


FIG. 3.

FIG. 7

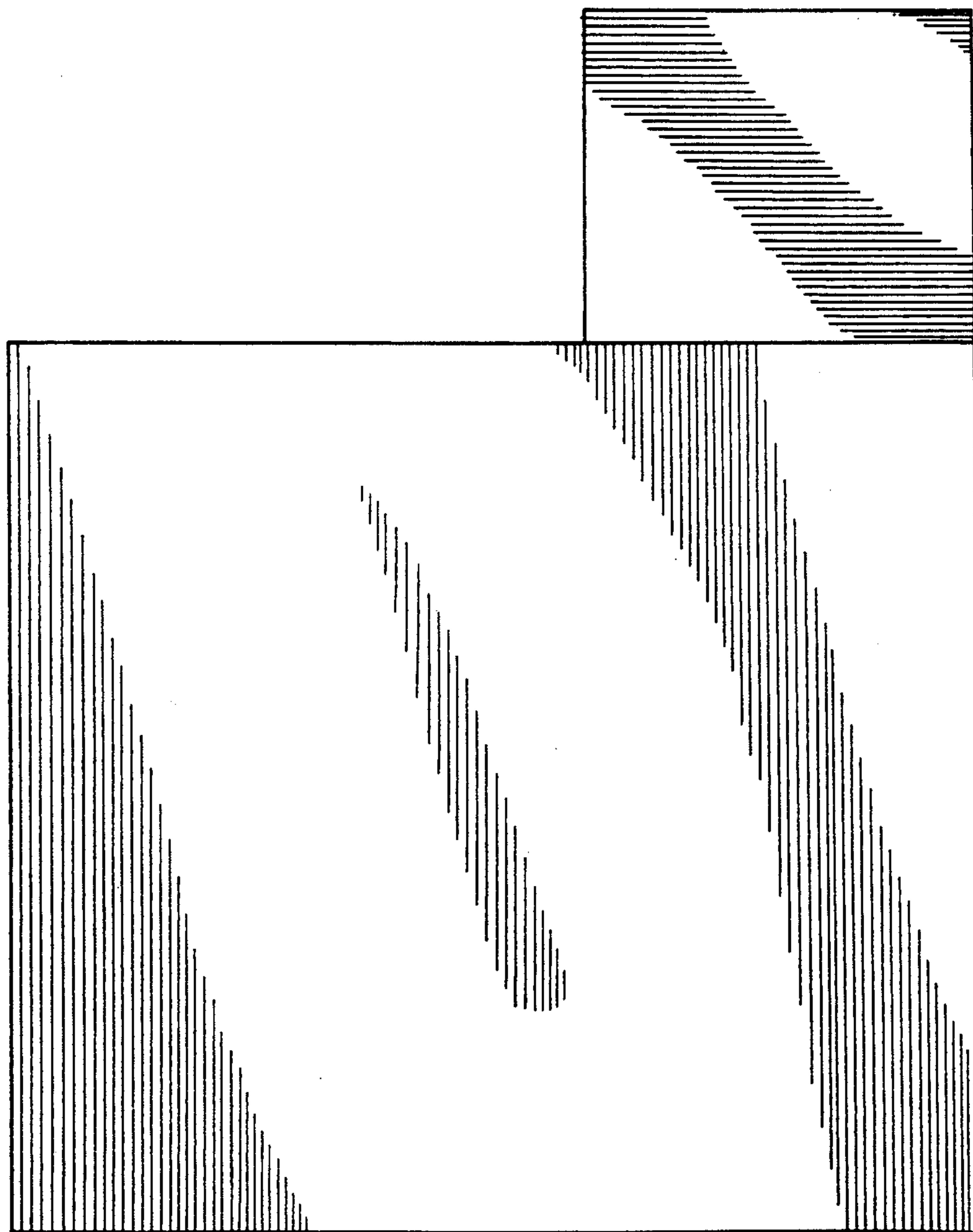


FIG. 4.

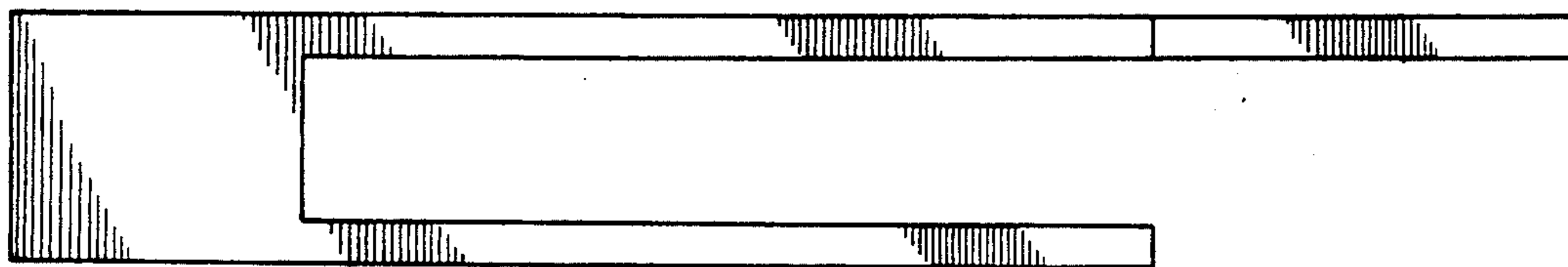


FIG. 5.

