



US00D333655S

United States Patent [19]

[11] Patent Number: Des. 333,655

Weber

[45] Date of Patent: ** Mar. 2, 1993

[54] ELECTRONIC EQUIPMENT RECEIVER MODULE

[75] Inventor: Janice M. Weber, Elgin, Ill.

[73] Assignee: Motorola, Inc., Schaumburg, Ill.

[**] Term: 14 Years

[21] Appl. No.: 771,918

[22] Filed: Oct. 4, 1991

[52] U.S. Cl. D13/164; D13/184

[58] Field of Search D13/110, 118, 162, 164, D13/184; D14/197; 361/380, 383, 390, 391, 392, 393, 394, 395, 399, 412, 415, 417

[56] References Cited

U.S. PATENT DOCUMENTS

D. 210,780	4/1968	Ettinger et al.	D13/118
D. 211,952	8/1968	Ettinger et al.	D13/110
D. 274,615	7/1984	Bean et al.	D13/162
D. 296,432	6/1988	Harris et al.	D13/162
D. 308,961	7/1990	Golden et al.	D13/162
D. 309,292	7/1990	Sucato	D13/184
3,258,649	6/1966	Arguin et al.	361/415 X
4,247,882	1/1981	Prager et al.	361/391 X
4,386,388	5/1983	Beun	361/395 X
4,503,484	5/1985	Moxon	361/412 X
4,862,320	8/1989	Schmidt et al.	361/415 X

FOREIGN PATENT DOCUMENTS

3800728 7/1989 Fed. Rep. of Germany 361/399
2616034 12/1988 France 361/415

OTHER PUBLICATIONS

Modules on pp. 6 & 7 or Rosemount Plug-In, Inc. Catalog 10,000B, May 1970.

Modules on p. 537 of Sager Electrical Supply Co. 1982 catalog.

Modules on p. 3 of Elco Catalog No. 668, copyright 1986.

Primary Examiner—Susan J. Lucas

Assistant Examiner—Joel Sincavage

Attorney, Agent, or Firm—Darleen J. Stockley

[57] CLAIM

The ornamental design for an electronic equipment receiver module, as shown and described.

DESCRIPTION

FIG. 1 is a perspective view of the front, top, and right side of an electronic equipment receiver module showing my new design;

FIG. 2 is a left elevational view thereof;

FIG. 3 is a rear elevational view thereof; and,

FIG. 4 is a bottom plan view thereof.

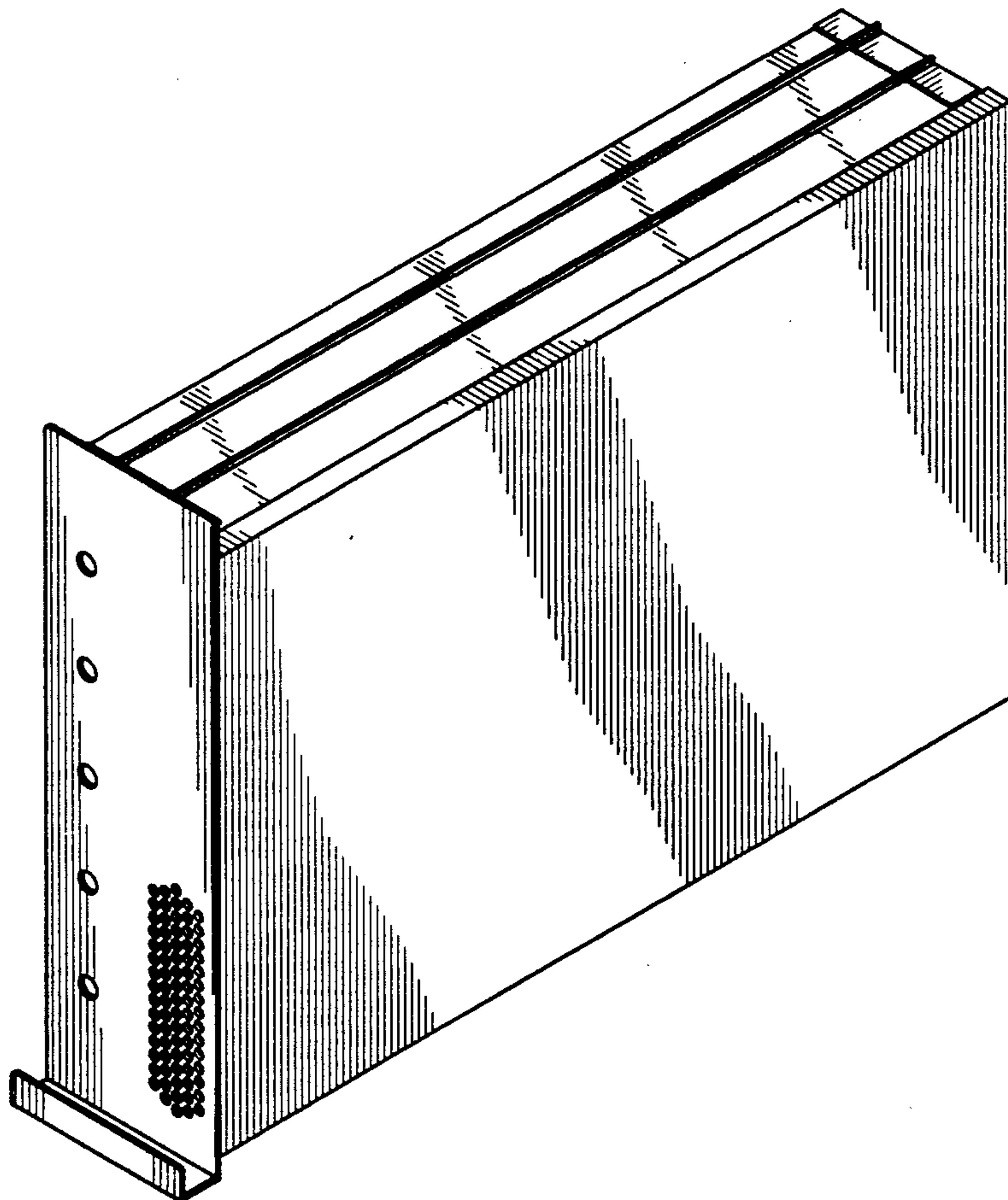


FIG. 1

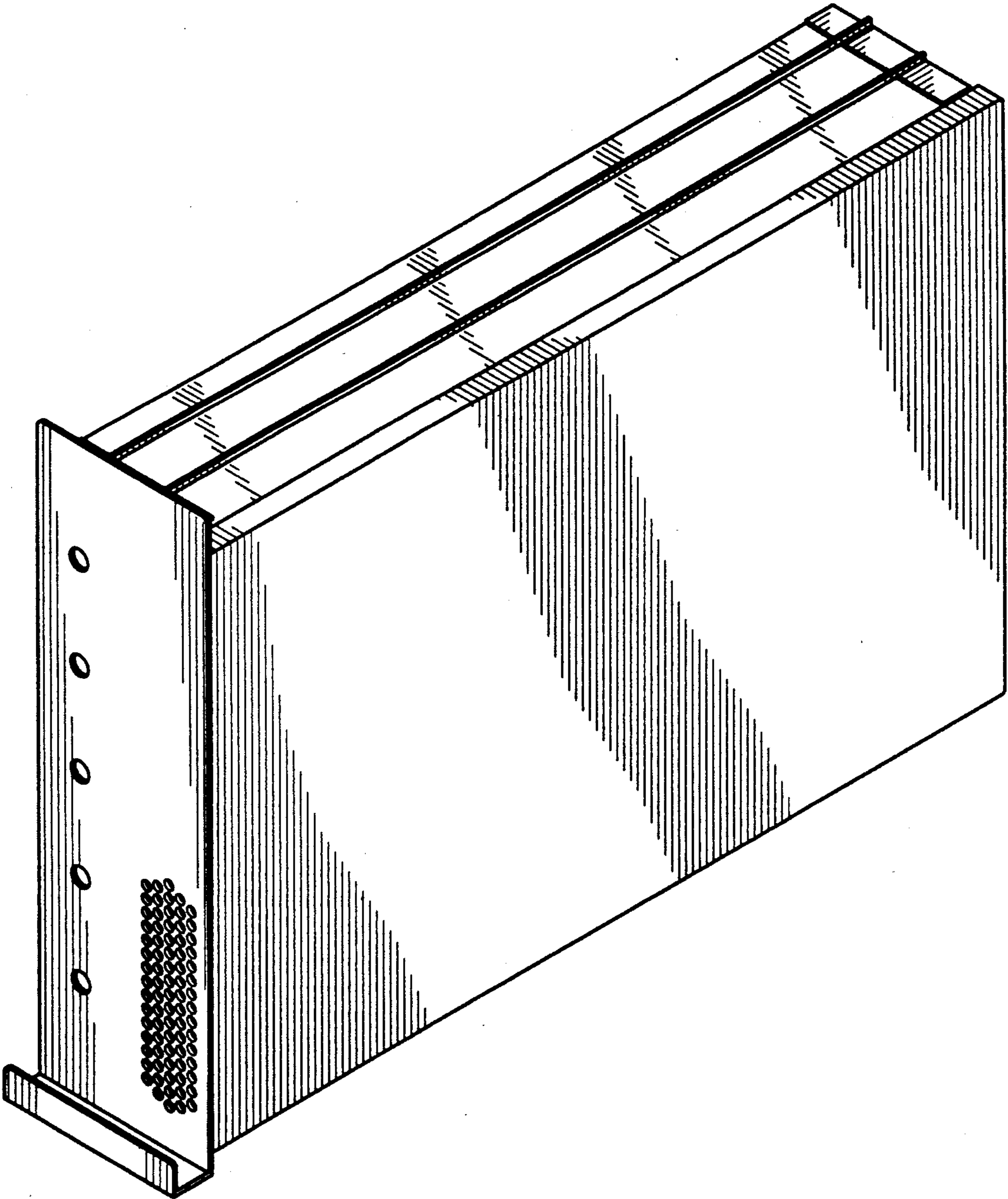


FIG. 3


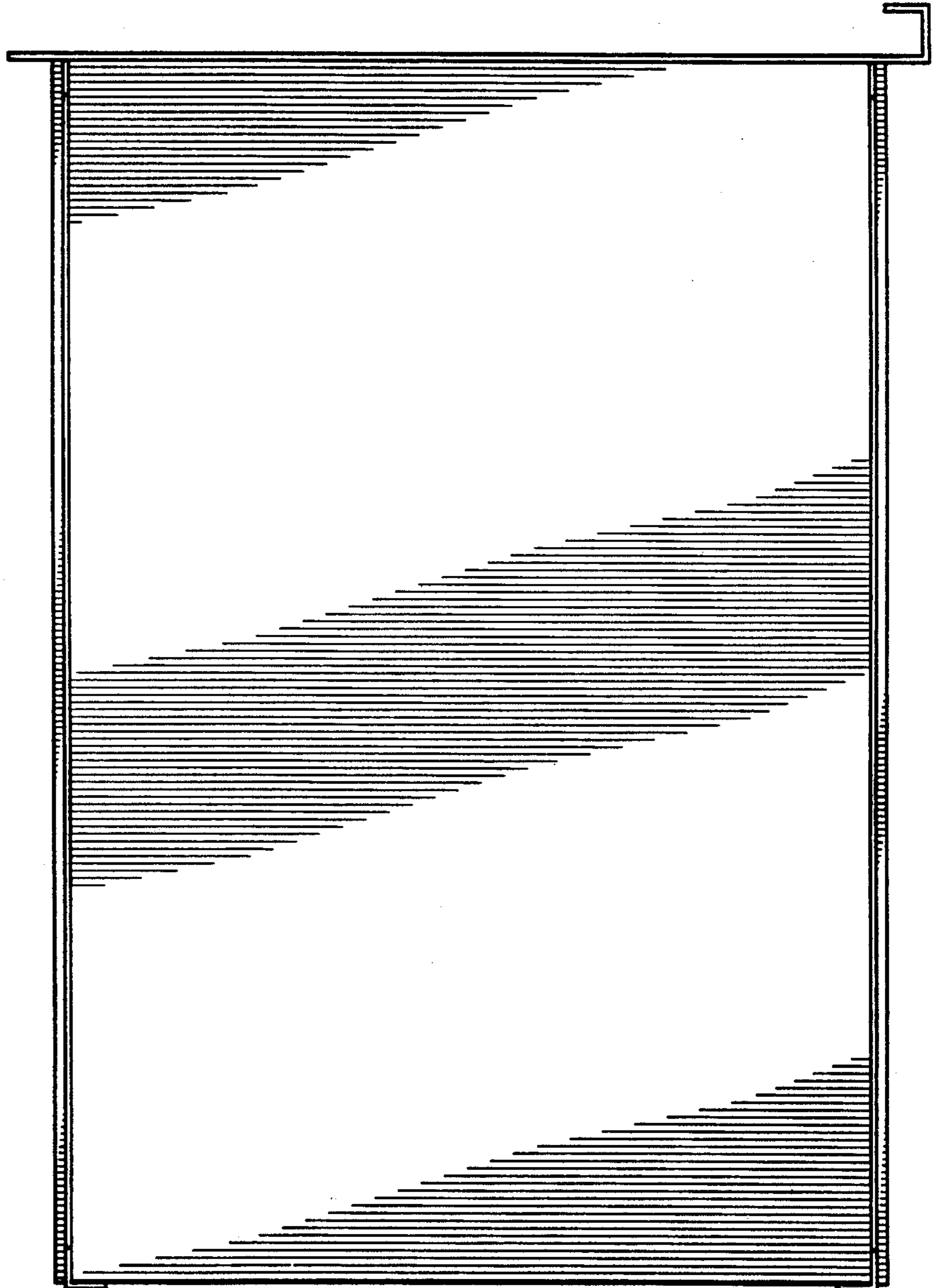


FIG. 2



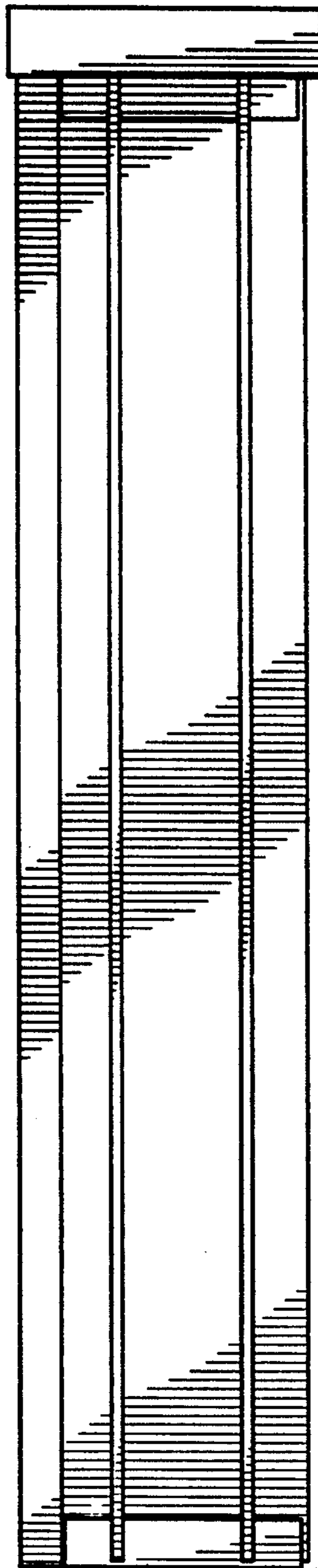


FIG. 4