



US00D333635S

# United States Patent [19]

[11] Patent Number: **Des. 333,635**

Issa

[45] Date of Patent: **\*\* Mar. 2, 1993**

[54] **TRANSMITTER FOR A VEHICLE ALARM**

[76] Inventor: **Darrell E. Issa**, 1598 Parkview Dr.,  
Vista, Calif. 92083

[\*\*] Term: **14 Years**

[21] Appl. No.: **805,915**

[22] Filed: **Dec. 12, 1991**

[52] U.S. Cl. .... **D10/106**

[58] Field of Search ..... **D10/104, 106, 121;**  
**D14/95, 174; 340/540, 541, 561, 565, 584, 542,**  
**565, 566, 573, 571, 572; 116/169**

[56] **References Cited**

**U.S. PATENT DOCUMENTS**

- D. 273,786 5/1984 Owerko ..... D10/106
- D. 293,088 12/1987 Brown et al. .... D10/106
- D. 303,223 9/1989 Issa ..... D10/106

- D. 304,309 10/1989 Vories ..... D10/106
- D. 305,210 12/1989 Arduini et al. .... D10/106

*Primary Examiner*—Wallace R. Burke  
*Assistant Examiner*—Marcus Jackson  
*Attorney, Agent, or Firm*—John J. Murphey

[57] **CLAIM**

The ornamental design of a transmitter for a vehicle alarm, as shown and described.

**DESCRIPTION**

FIG. 1 is a front top view of the transmitter showing my new design;  
FIG. 2 is a rear bottom plan view thereof;  
FIG. 3 is a left side elevational view thereof;  
FIG. 4 is a right side elevational view thereof;  
FIG. 5 is a top end view;  
FIG. 6 is a bottom end view; and,  
FIG. 7 is a perspective view thereof.

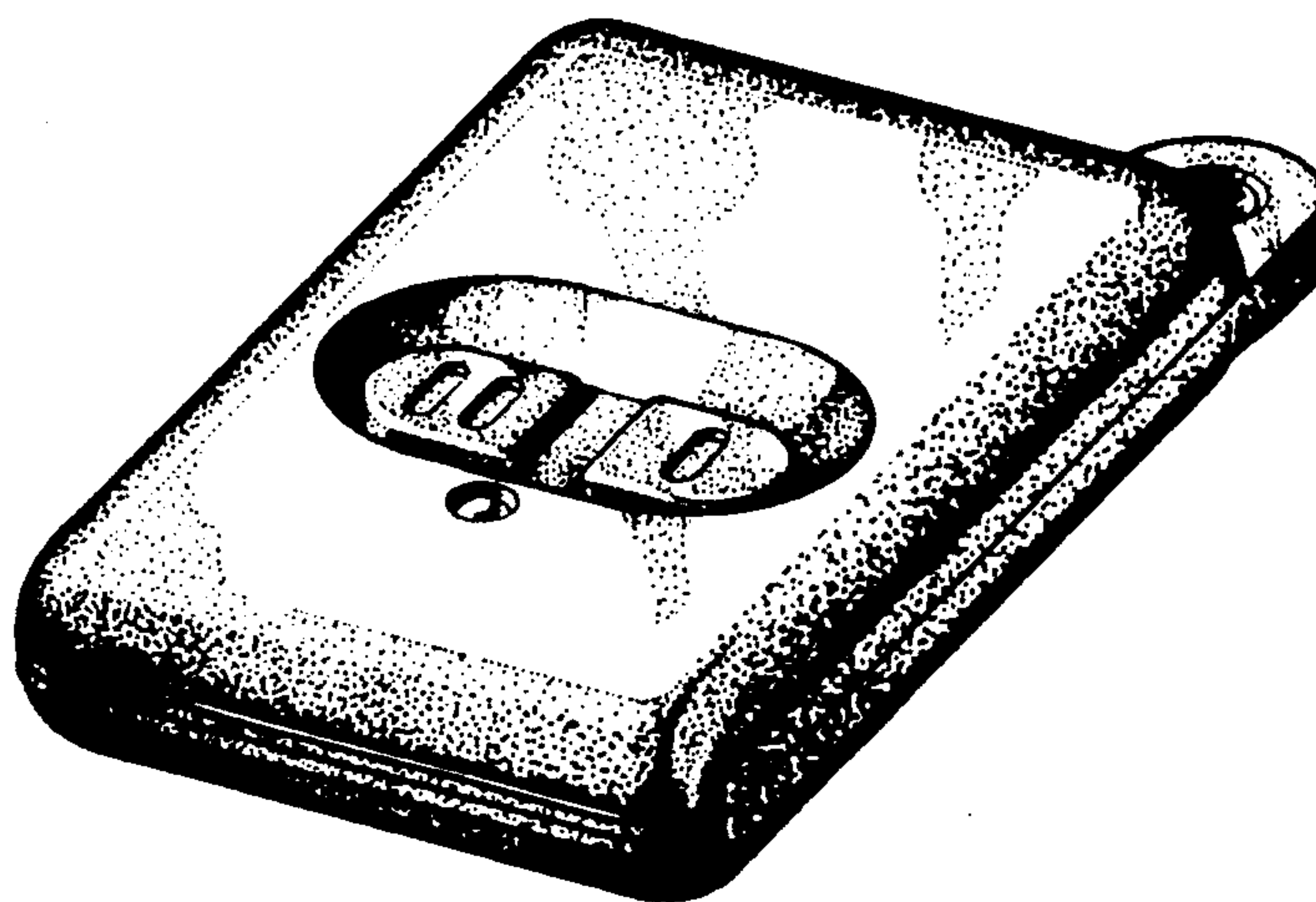




FIG. 5



FIG. 3




FIG. 1



FIG. 4

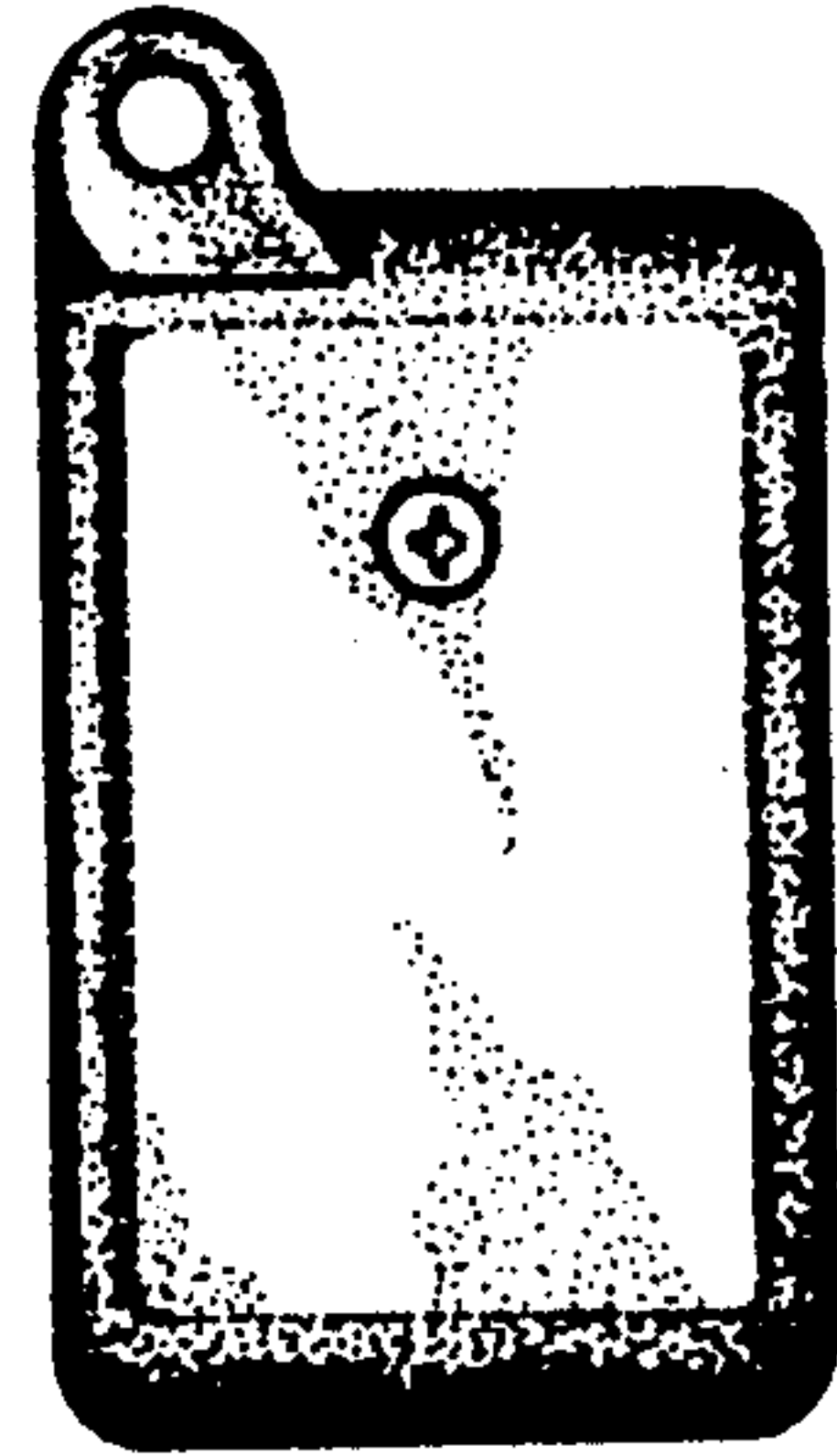


FIG. 2




FIG. 6




FIG. 7