



US00D333634S

United States Patent [19]

[11] Patent Number: **Des. 333,634**

Issa

[45] Date of Patent: **** Mar. 2, 1993**

[54] **TRANSMITTER FOR A VEHICLE ALARM**

D. 304,309 10/1089 Vories D10/106
D. 305,210 12/1989 Arduini et al. D10/106

[76] Inventor: **Darrell E. Issa**, 1598 Parkview Dr.,
Vista, Calif. 92083

Primary Examiner—Wallace R. Burke
Assistant Examiner—Marcus Jackson
Attorney, Agent, or Firm—John J. Murphey

[**] Term: **14 Years**

[21] Appl. No.: **805,911**

[57] **CLAIM**

[22] Filed: **Dec. 12, 1991**

The ornamental design of a transmitter for a vehicle alarm, as shown and described.

[52] U.S. Cl. **D10/106**

[58] Field of Search D10/104, 106, 121;
D14/95, 174; 340/540, 541, 561, 565, 542, 584,
566, 571, 572, 573; 116/169

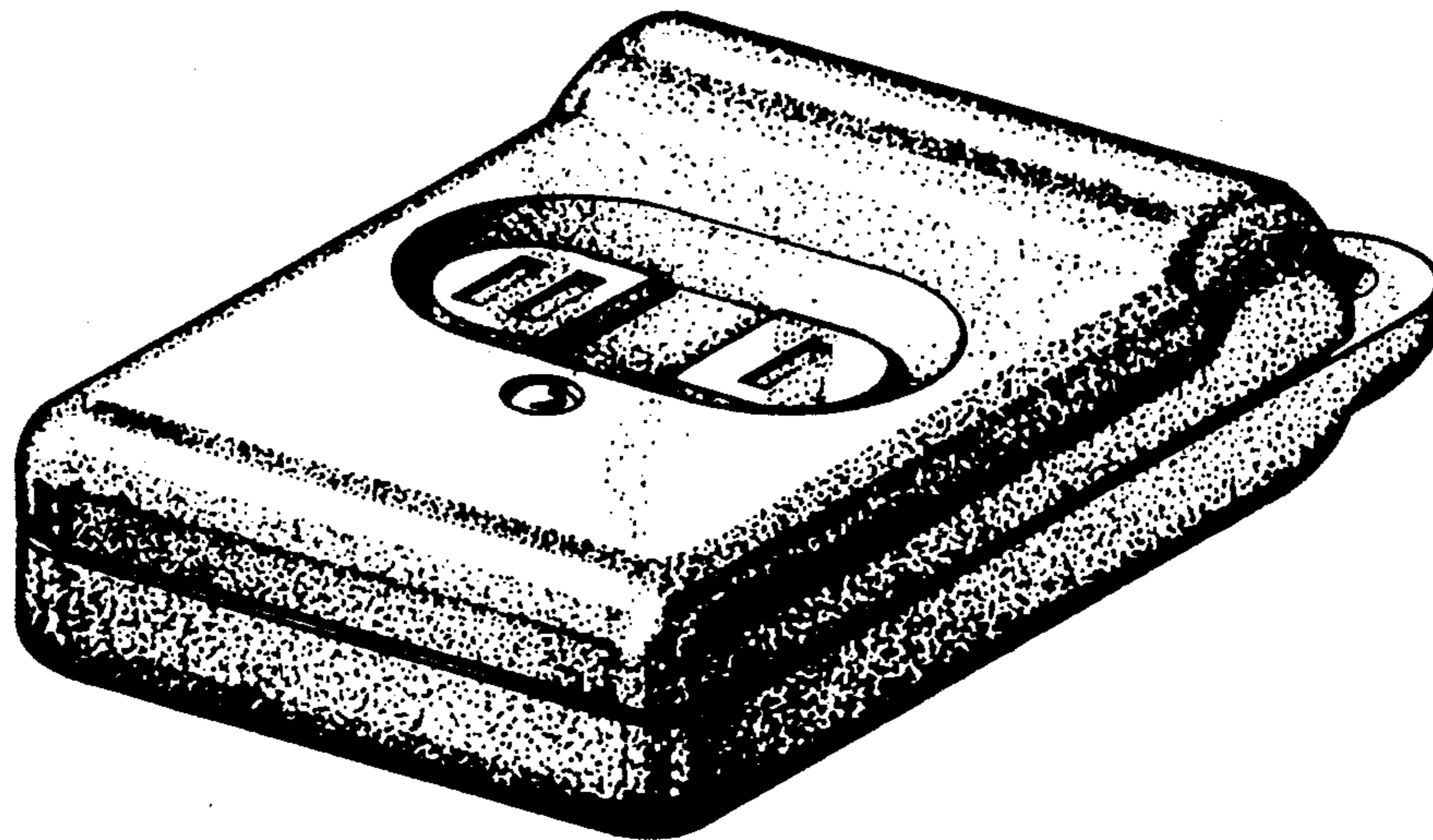
DESCRIPTION

[56] **References Cited**

U.S. PATENT DOCUMENTS

D. 273,786 5/1984 Owerko D10/106
D. 293,088 12/1987 Brown et al. D10/106
D. 303,223 9/1989 Issa D10/106

FIG. 1 is a front top view of the transmitter for a vehicle alarm showing my new design;
FIG. 2 is a rear bottom plan view thereof;
FIG. 3 is a left side elevational view thereof;
FIG. 4 is a right side elevational view thereof;
FIG. 5 is a top end view;
FIG. 6 is a bottom end view; and,
FIG. 7 is a perspective view thereof.






FIG. 5




FIG. 3




FIG. 1



FIG. 4



FIG. 2




FIG. 6




FIG. 7