



US00D333626S

United States Patent [19]

[11] Patent Number: Des. 333,626

Chang

[45] Date of Patent: ** Mar. 2, 1993

[54] COMBINATION COMPASS AND WRIST STRAP

[76] Inventor: **Gin-Sung Chang**, No. 21, Lane 385, Kuang-Ming Rd., Wu-Jih Hsiang, Taichung Hsien, Taiwan

[**] Term: **14 Years**

[21] Appl. No.: **627,218**

[22] Filed: **Dec. 13, 1990**

[52] U.S. Cl. **D10/32; D10/39; D10/68; D10/62**

[58] Field of Search **D10/30-32, D10/38, 39, 62, 68; 368/10, 14, 276-278, 281, 285; 73/431, 300, 714, 866.1; 340/850**

[56] **References Cited**

U.S. PATENT DOCUMENTS

D. 166,718	5/1952	Schrager	D10/68
D. 178,091	6/1956	Sparks	D10/39
D. 220,209	3/1971	Brigham	D10/68
D. 302,124	7/1989	Bevins	D10/31 X
D. 302,125	7/1989	Bevins	D10/31 X
D. 320,356	10/1991	Boyer et al.	D10/39 X
D. 324,828	3/1992	Wunderman	D10/39 X
3,475,902	11/1969	Wessel	D10/39 X

3,596,463	8/1971	Rudolph	D10/39 X
3,888,127	6/1975	Shamlan	73/431
4,183,206	1/1980	Porsche et al.	368/14
4,796,240	1/1989	Stevens	368/281
5,077,780	12/1991	Schneider	368/281 X

FOREIGN PATENT DOCUMENTS

65282	4/1984	Japan	368/14
-------	--------	-------------	--------

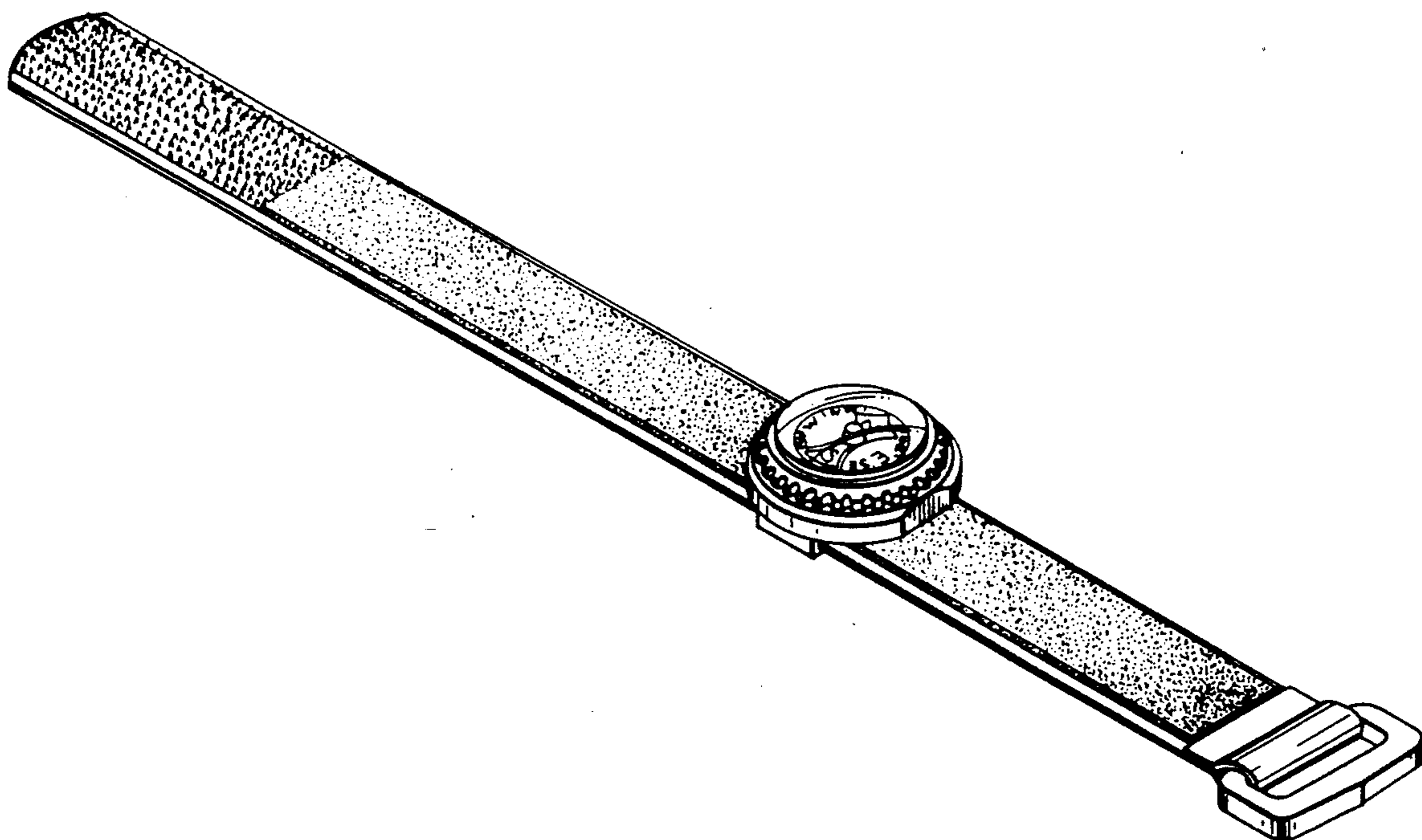
Primary Examiner—Alan P. Douglas
Assistant Examiner—Antoine D. Davis
Attorney, Agent, or Firm—Knobbe, Martens, Olson & Bear

[57] CLAIM

The ornamental design for a combination compass and wrist strap, as shown and described.

DESCRIPTION

FIG. 1 is a perspective view of combination compass and wrist strap showing my new design;
FIG. 2 is a front elevational view thereof;
FIG. 3 is a rear elevational view thereof;
FIG. 4 is a left side elevational view thereof;
FIG. 5 is a right side elevational view thereof;
FIG. 6 is a top plan view thereof; and,
FIG. 7 is a bottom plan view thereof.



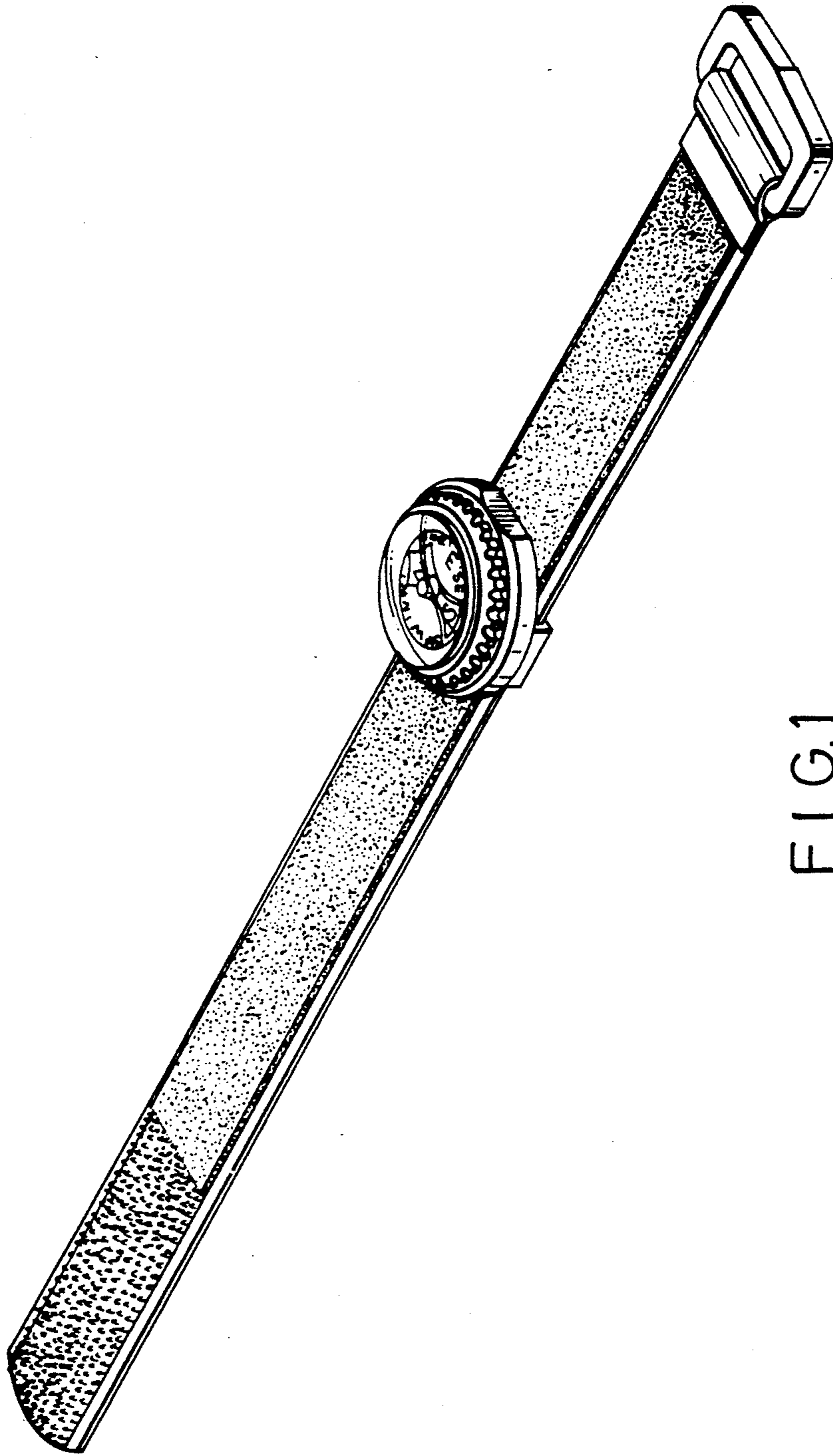


FIG. 1



FIG. 6

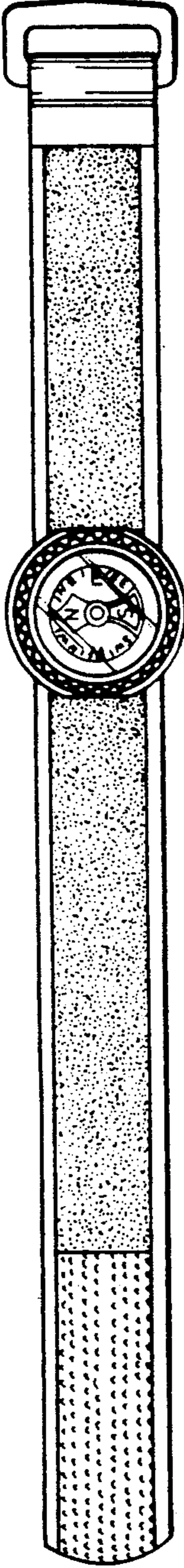


FIG. 2



FIG. 5



FIG. 7




FIG. 3



FIG. 4