



US00D333624S

# United States Patent [19]

[11] Patent Number: **Des. 333,624**

Doyle

[45] Date of Patent: **\*\* Mar. 2, 1993**

[54] **COMBINED RADIATOR CAP AND TEMPERATURE GAUGE**

[76] Inventor: **Tommy Doyle, 14924 Henry Rd., Houston, Tex. 77060**

[\*\*] Term: **14 Years**

[21] Appl. No.: **607,488**

[22] Filed: **Nov. 1, 1990**

[52] U.S. Cl. .... **D10/53**

[58] Field of Search ..... **D10/46, 51, 52, 53, D10/57, 101, 102; 374/141, 142, 143, 147, 148, 145, 146, 208**

[56] **References Cited**

**U.S. PATENT DOCUMENTS**

- D. 120,638 5/1940 Ford ..... D10/57
- D. 136,849 12/1943 Dreyfuss ..... D10/51
- D. 199,083 9/1964 Naylor ..... D10/57

- D. 200,596 3/1965 Plaucan ..... D10/57
- D. 225,268 11/1972 Waite ..... D10/102 X
- D. 300,908 5/1989 Chan ..... D10/57
- D. 301,842 6/1989 Pepitone ..... D10/57
- D. 313,949 1/1991 Fekete ..... D10/102 X
- 1,933,453 10/1933 Schlaich ..... 374/145 X
- 2,558,570 6/1951 Lamb ..... 374/148
- 4,563,902 1/1986 Köhnlecher ..... 374/143 X

*Primary Examiner*—Alan P. Douglas

*Assistant Examiner*—Antoine D. Davis

[57] **CLAIM**

The ornamental design for a combined radiator cap and temperature gauge, as shown.

**DESCRIPTION**

FIG. 1 is a top plan view of a combined radiator cap and temperature gauge showing my design; FIG. 2 is a typical side elevational view; and, FIG. 3 is a bottom plan view thereof.

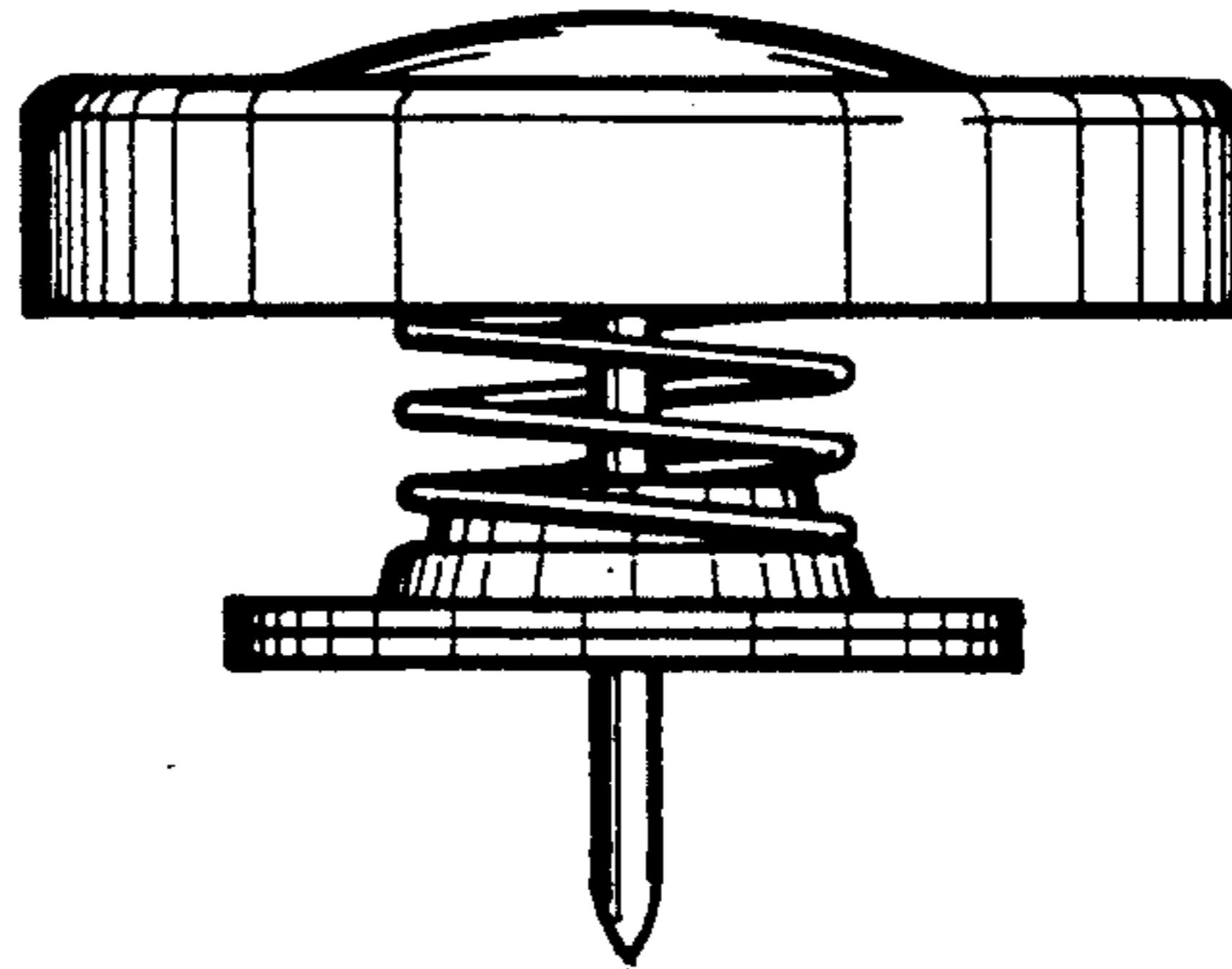
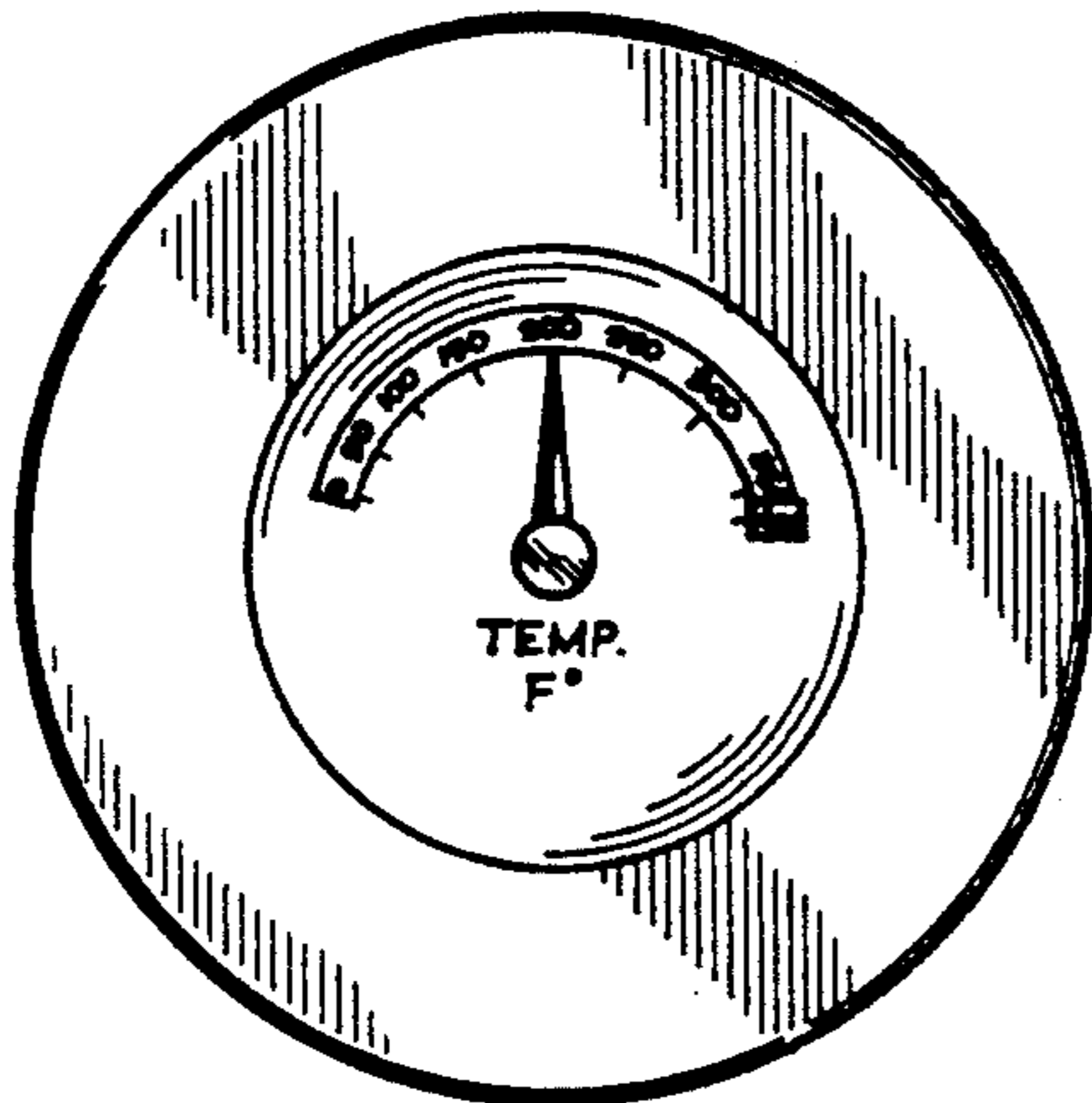


FIG. 1

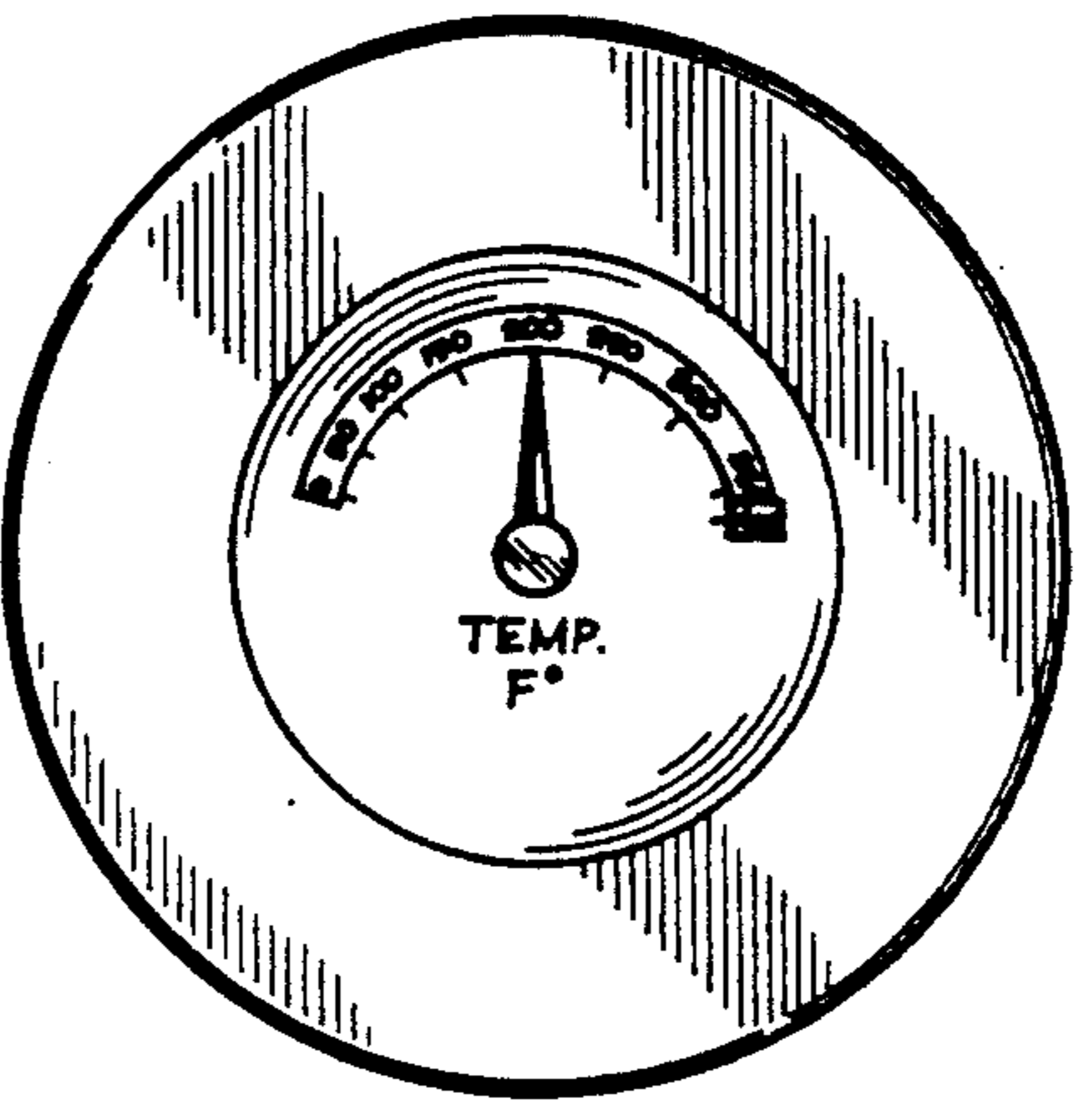


FIG. 2




FIG. 3

