



US00D333609S

United States Patent [19]
Beaumont

[11] **Patent Number: Des. 333,609**
[45] **Date of Patent: ** Mar. 2, 1993**

[54] **SPRAY BOTTLE**

[75] **Inventor: William Beaumont, Albion, Calif.**

[73] **Assignee: EGL 1, Inc., Carlsbad, Calif.**

[**] **Term: 14 Years**

[21] **Appl. No.: 697,953**

[22] **Filed: May 9, 1991**

[52] **U.S. Cl. D9/300; D9/448**

[58] **Field of Search D9/300, 522, 523, 526,
D9/527, 528, 561, 563, 448; D23/223, 226;
239/333; 222/372, 380, 383; 215/1 R, 1 C**

[56] **References Cited**

U.S. PATENT DOCUMENTS

- D. 238,655 2/1976 McKinney et al. D9/300
- D. 275,078 8/1984 Wassergord et al. D9/523 X
- D. 319,972 9/1991 Segati et al. D9/523
- 4,161,288 7/1979 McKinney 239/333

FOREIGN PATENT DOCUMENTS

2744654 6/1978 Fed. Rep. of Germany 239/333

OTHER PUBLICATIONS

Packaging, Sep. 1984, p. 211, 2nd row left side of page.
Aerosol age, Jan. 1985, p. 64.

Primary Examiner—Bernard Ansher
Assistant Examiner—Mitchell Siegel
Attorney, Agent, or Firm—Fulwider, Patton, Lee & Utecht

[57] **CLAIM**

The ornamental design for an spray bottle, as shown and described.

DESCRIPTION

FIG. 1 is a front right perspective view of a spray bottle showing my new design;
FIG. 2 is a front elevational view thereof;
FIG. 3 is a rear elevational view thereof;
FIG. 4 is a top plan view thereof;
FIG. 5 is a bottom plan view thereof; and,
FIG. 6 is a right side elevational view thereof.

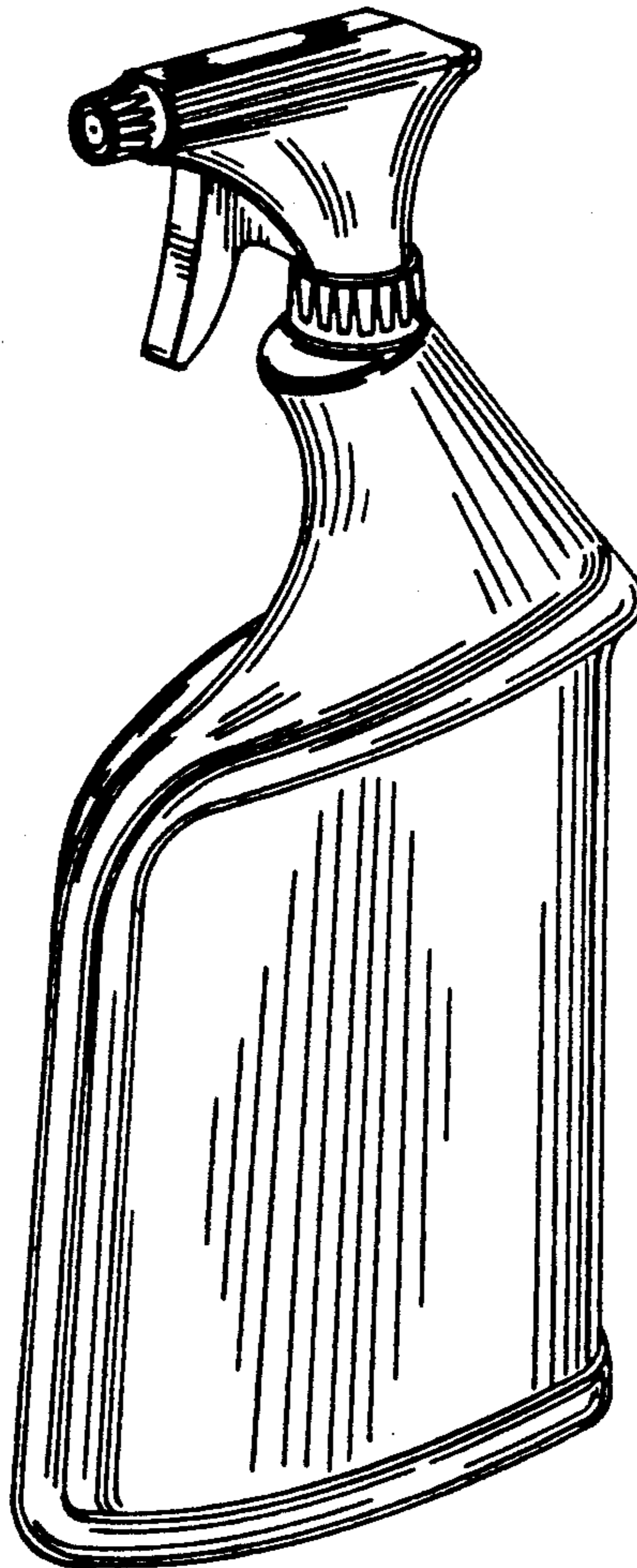


FIG. 1

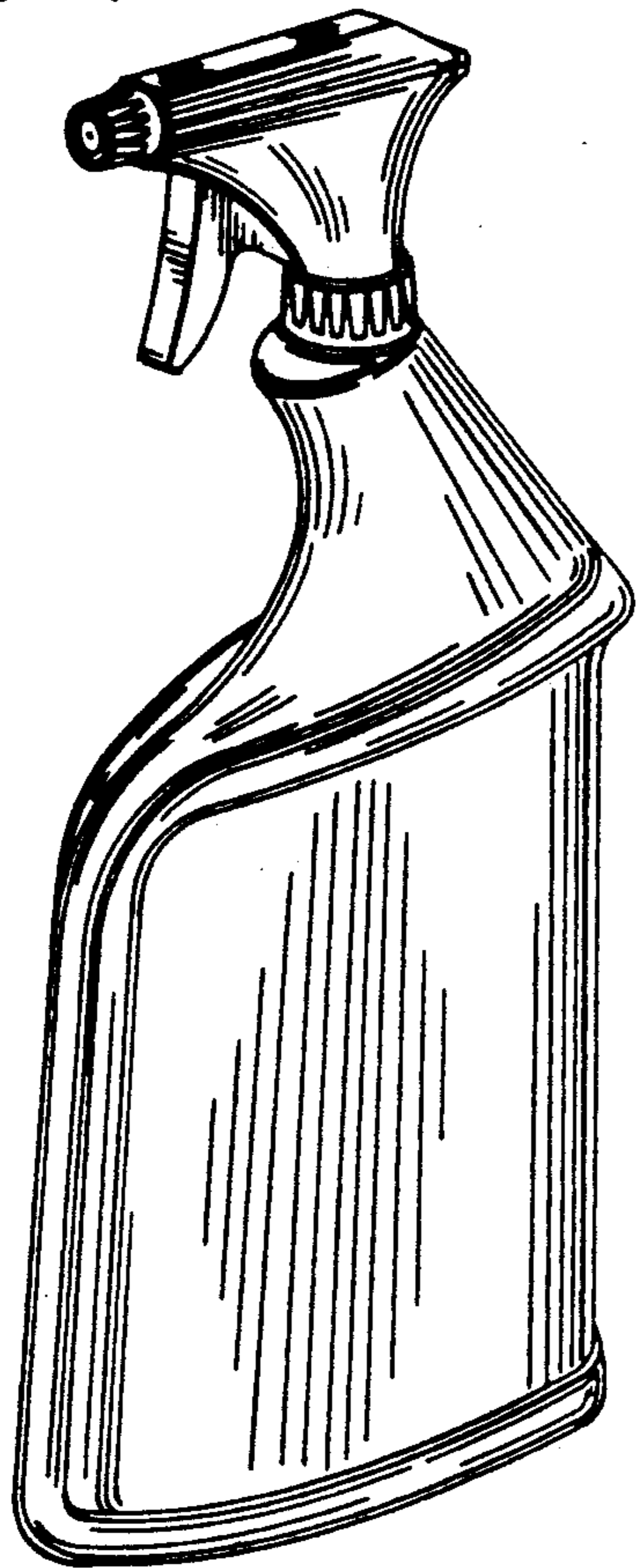


FIG. 2

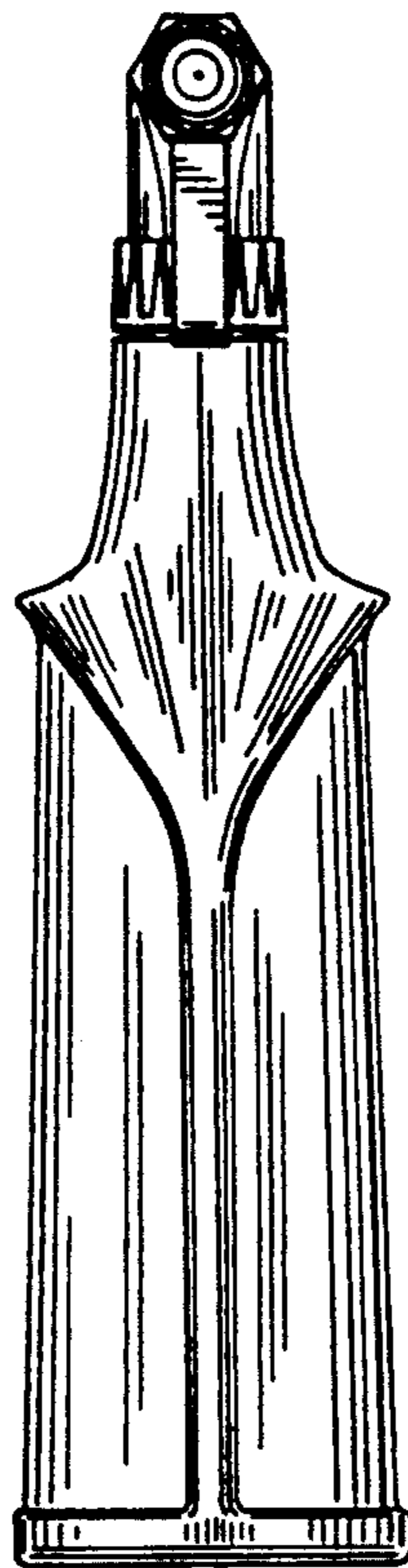


FIG. 3

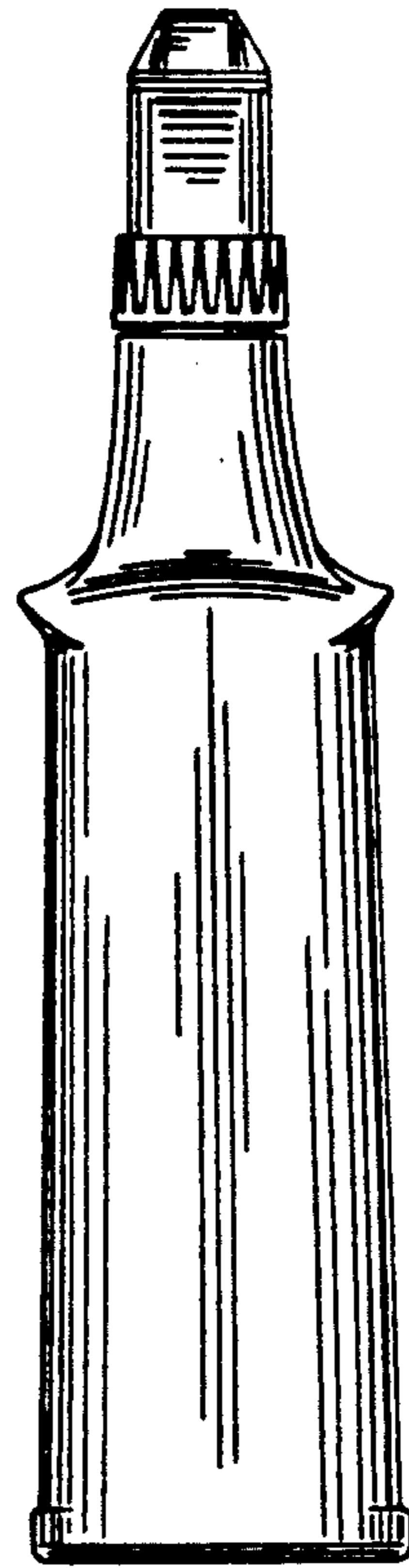


FIG. 6

FIG. 4

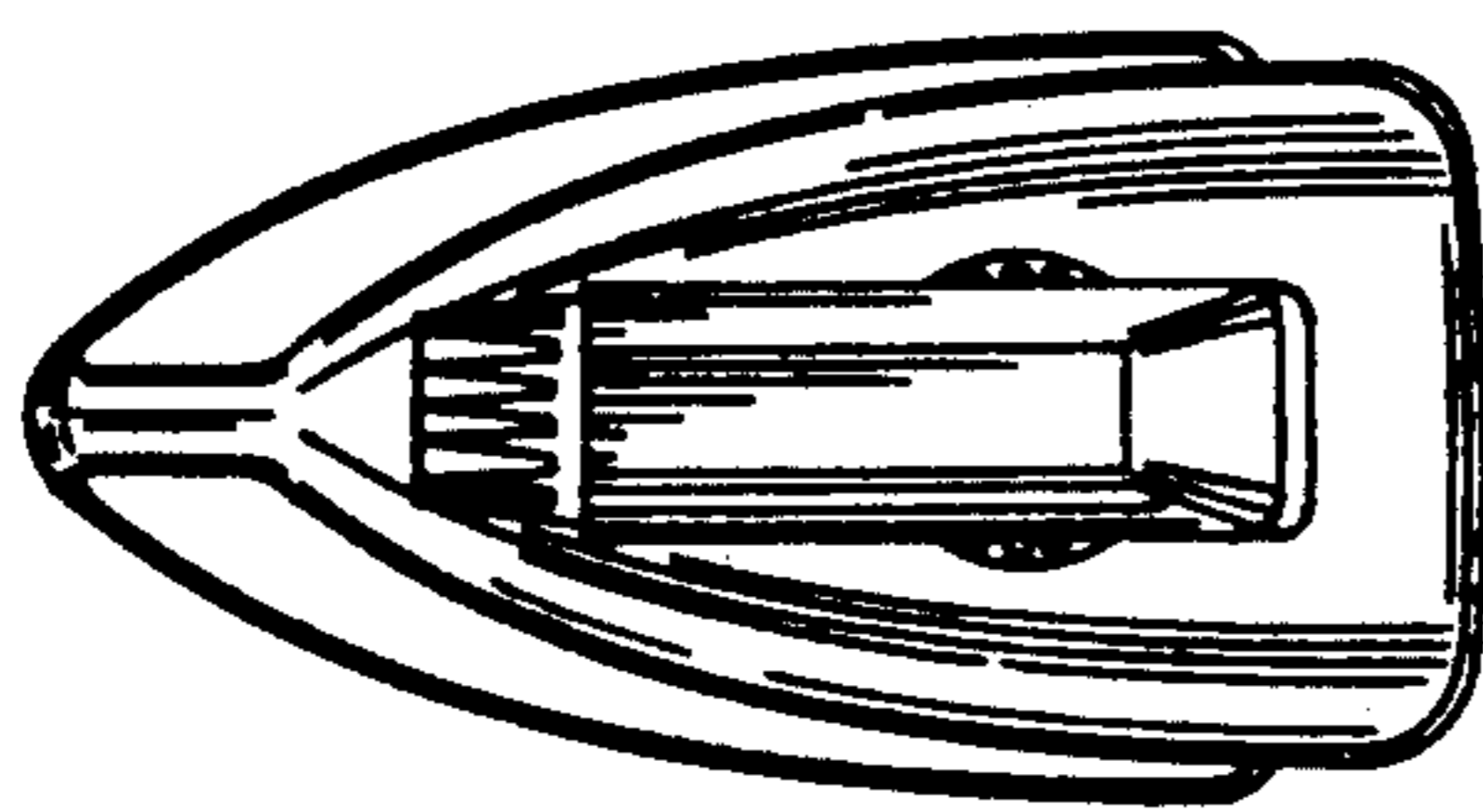


FIG. 5

