



US00D333602S

United States Patent [19]

[11] Patent Number: **Des. 333,602**

Gatzemeyer et al.

[45] Date of Patent: **** Mar. 2, 1993**

[54] **QUICK ACTION BAR CLAMP/SPREADER**

[58] Field of Search D8/72; 269/166, 169,
269/6; 81/152

[75] Inventors: **Dwight L. Gatzemeyer; Joseph A. Sorensen**, both of Lincoln, Nebr.

[56] **References Cited**

[73] Assignee: **Petersen Manufacturing Co., Inc., DeWitt, Nebr.**

U.S. PATENT DOCUMENTS

D. 320,919 10/1991 Sorensen D8/72
5,009,134 4/1991 Sorensen 81/487

[*] Notice: The portion of the term of this patent subsequent to Oct. 22, 2005 has been disclaimed.

Primary Examiner—Alan P. Douglas
Assistant Examiner—J. H. Musgrove

[**] Term: **14 Years**

[57] **CLAIM**

The ornamental design for a quick action bar clamp/spreader, as shown.

[21] Appl. No.: **475,088**

DESCRIPTION

[22] Filed: **Feb. 5, 1990**

FIG. 1 is a side elevational view of a quick action bar clamp/spreader;

Related U.S. Application Data

[63] Continuation-in-part of Ser. No. 298,498, Jan. 18, 1989.

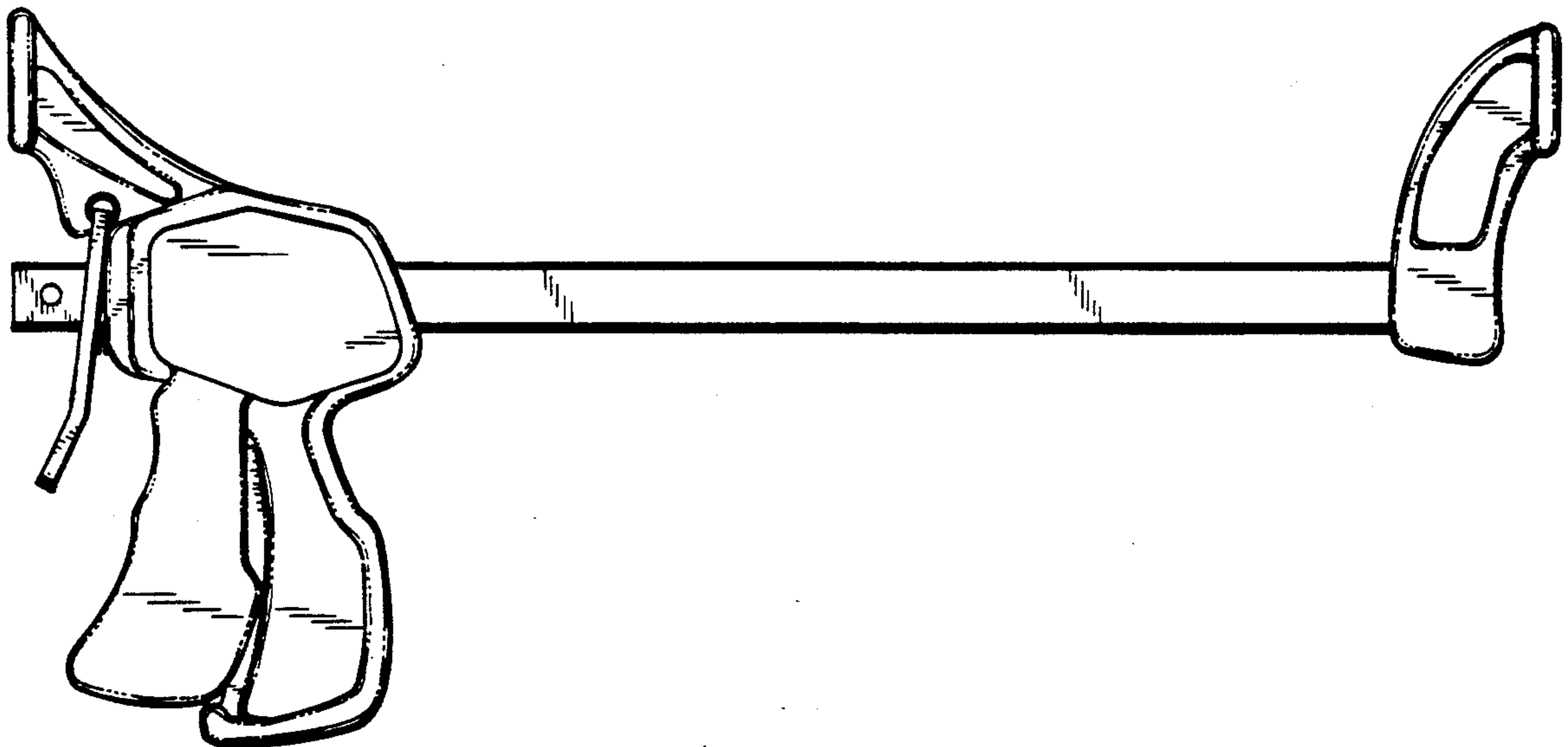
FIG. 2 is a front elevational view thereof;

[52] U.S. Cl. **D8/72**

FIG. 3 is a top plan view thereof;

FIG. 4 is a rear elevational view thereof; and,

FIG. 5 is a bottom plan view thereof.



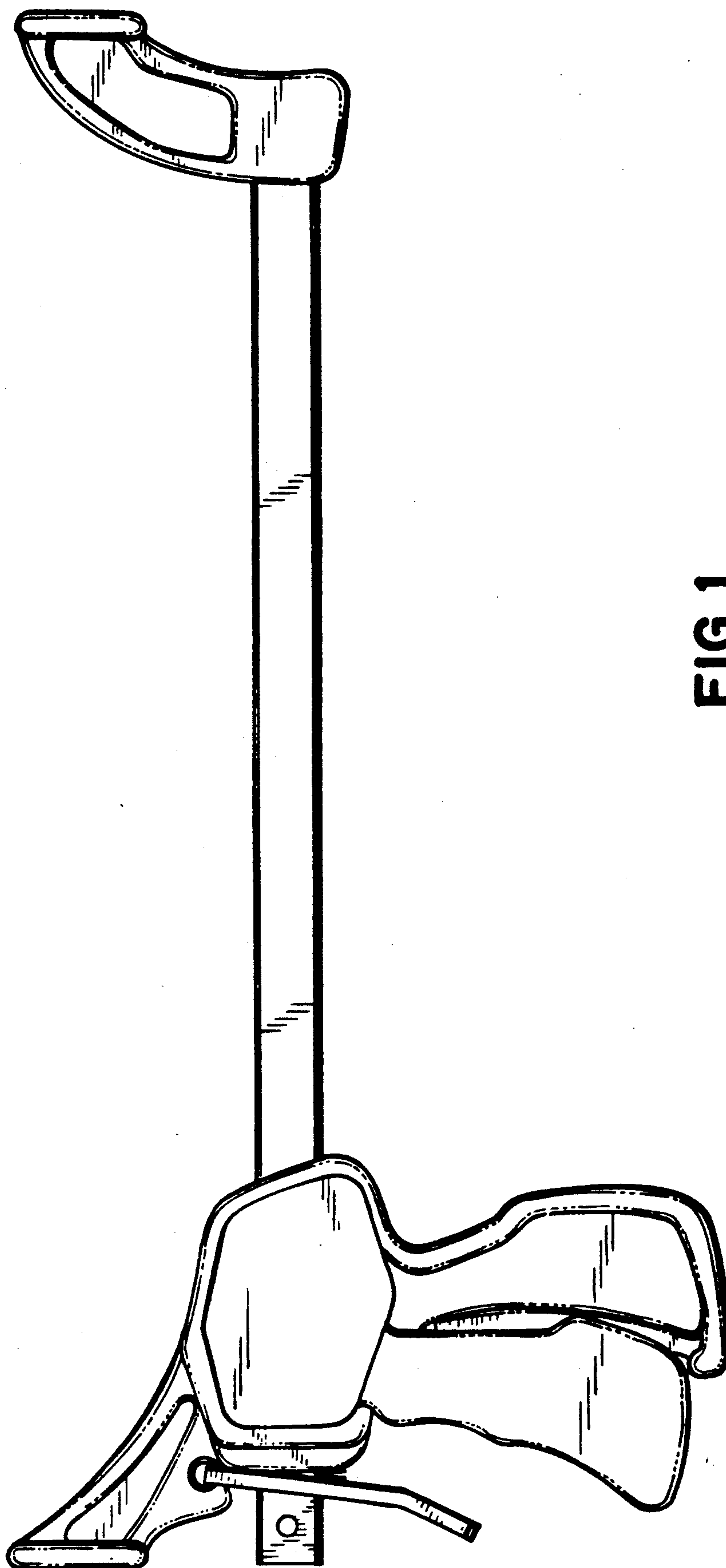


FIG. 1

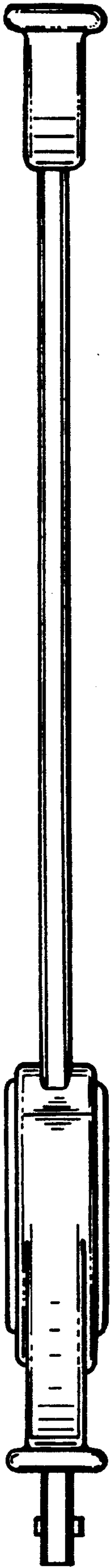


FIG. 3

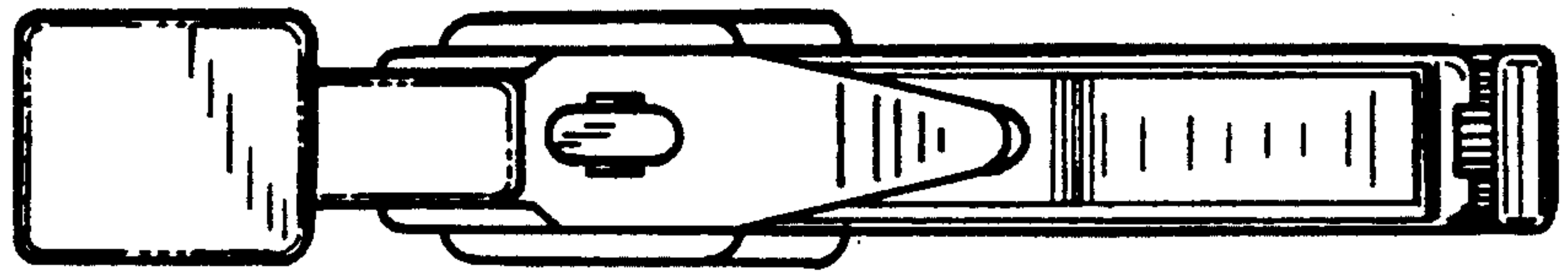


FIG. 2




FIG. 4




FIG. 5