



US00D333561S

United States Patent [19]
Paulenco

[11] **Patent Number: Des. 333,561**
[45] **Date of Patent: ** Mar. 2, 1993**

[54] **SPECTACLE CASE**

[75] **Inventor: Mary Paulenco, Mount Royal, Canada**

[73] **Assignee: B. N. Novelties, Canada**

[**] **Term: 14 Years**

[21] **Appl. No.: 627,216**

[22] **Filed: Dec. 13, 1990**

[30] **Foreign Application Priority Data**

Sep. 14, 1990 [CA] Canada 14-09-90-2

[52] **U.S. Cl. D3/34; D3/52**

[58] **Field of Search D3/30.1, 34, 100, 102, D3/41, 45, 52, 62, 74, 79; 134/901; 206/5 R, 5.1**

[56] **References Cited**

U.S. PATENT DOCUMENTS

D. 74,480 2/1928 Cowen D3/52
421,438 2/1890 Shailer 206/5 R
4,823,943 4/1989 Chang 206/5

OTHER PUBLICATIONS

Optician Aug. 19, 1988; p. 23 Spectacle Case.
Dasco Catalog, p. 34, Item 163-5106, 1981 (1 page).

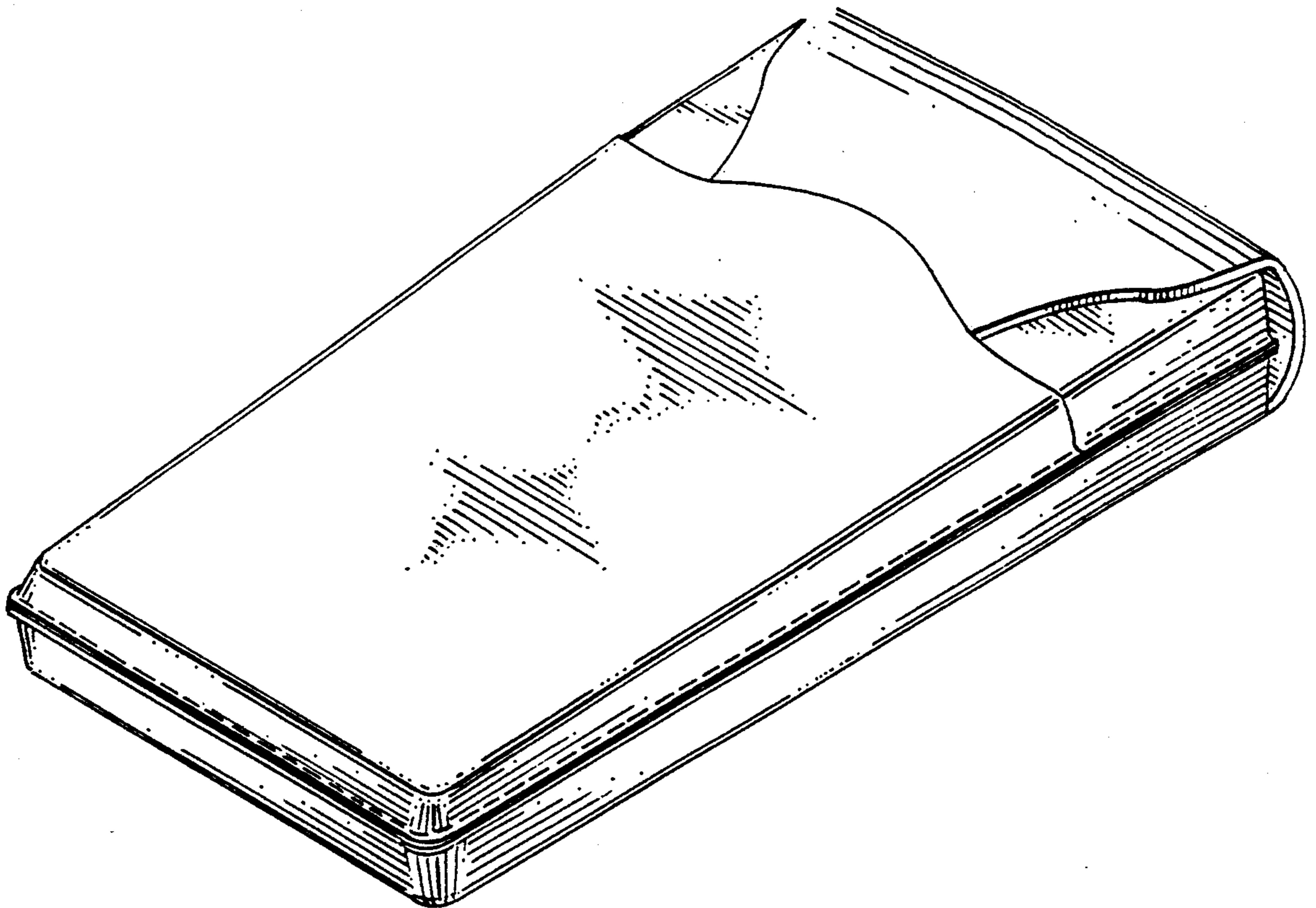
Primary Examiner—A. Hugo Word
Assistant Examiner—Celia A. Murphy
Attorney, Agent, or Firm—Davis, Bujold & Streck

[57] **CLAIM**

The ornamental design for a spectacle case, as shown and described.

DESCRIPTION

FIG. 1 is a perspective view of a spectacle case showing my new design;
FIG. 2 is a top plan view thereof;
FIG. 3 is a front elevational view thereof, the rear being planar and unadorned;
FIG. 4 is a right side elevational view thereof, the left side being a mirror image; and,
FIG. 5 is a front elevational view thereof, the top flap shown in an open position.
The broken line shown in FIGS. 1, 3, and 5 are understood to represent conventional stitching.



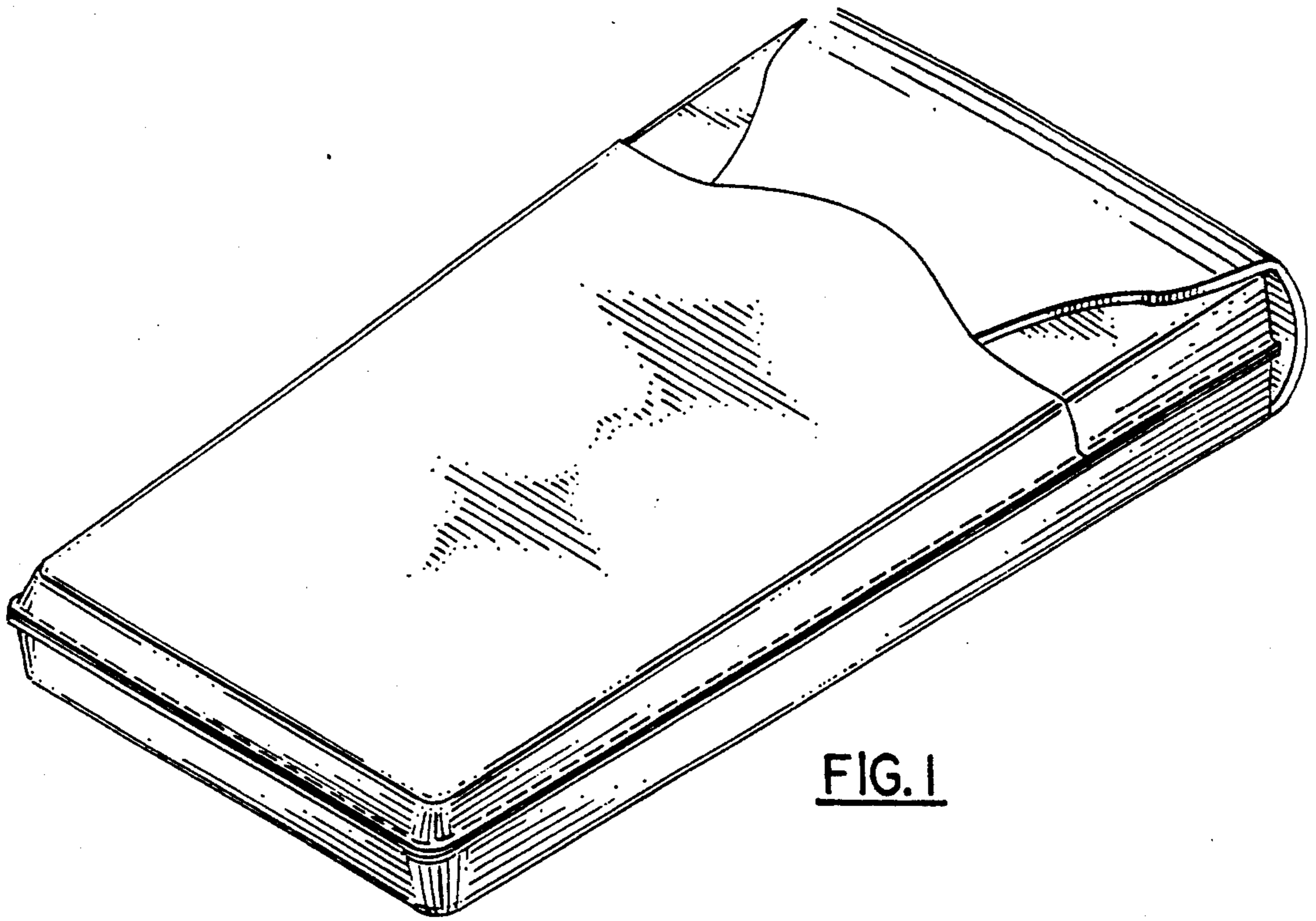


FIG. 1




FIG. 2

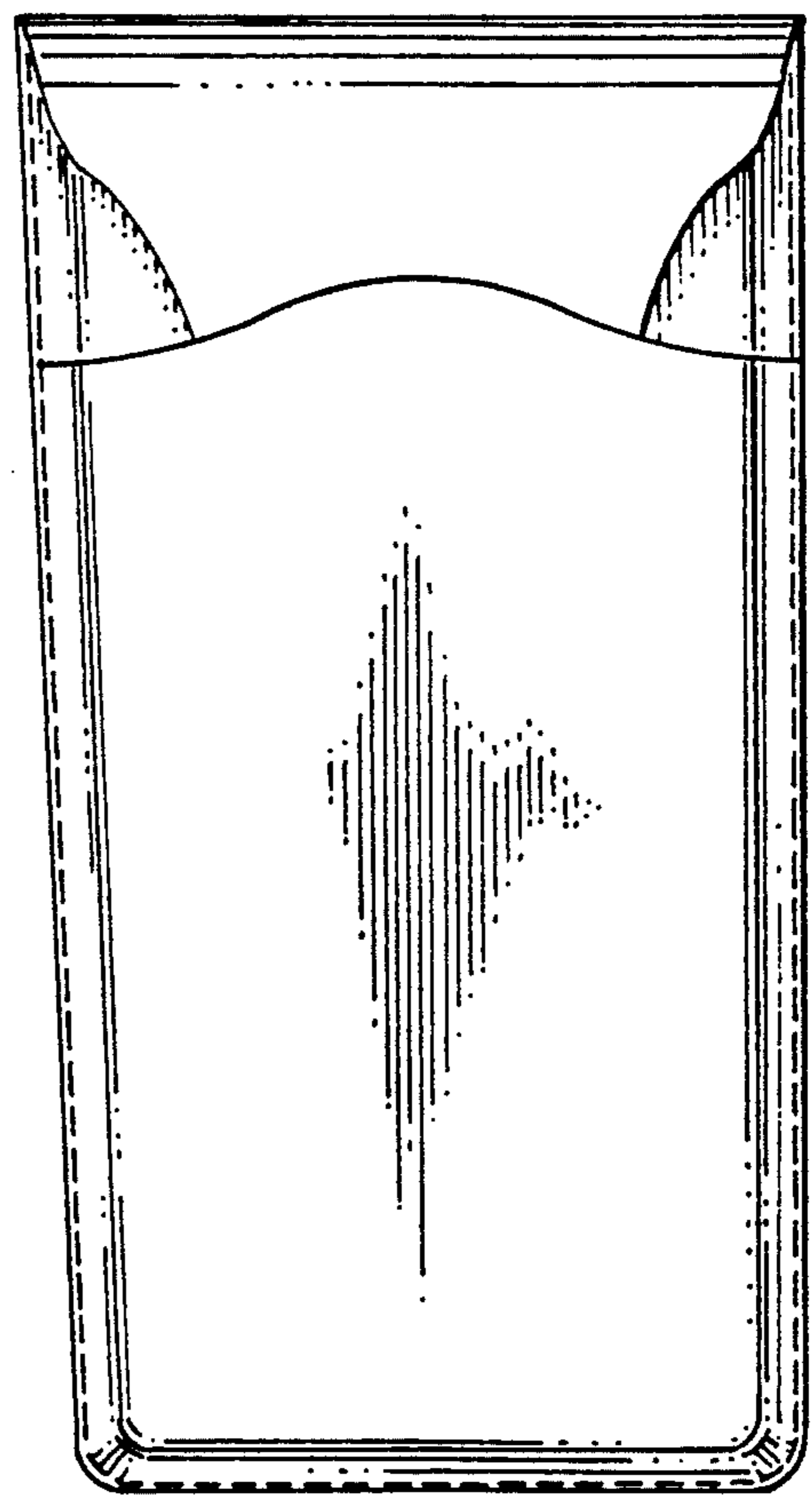


FIG. 3

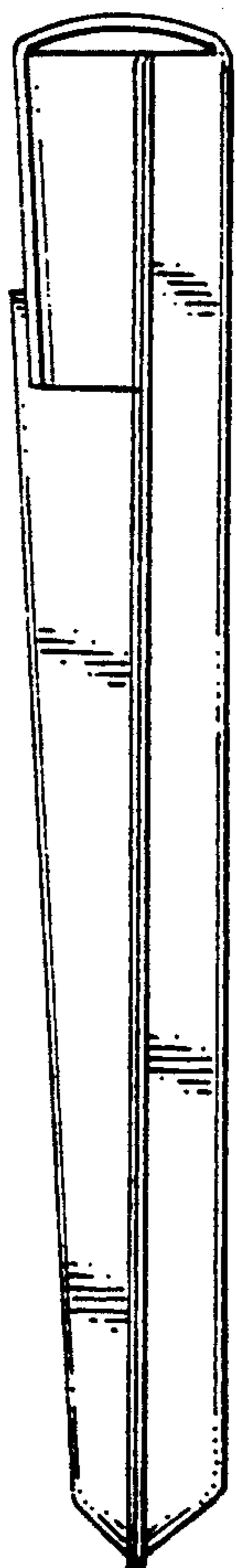


FIG. 4

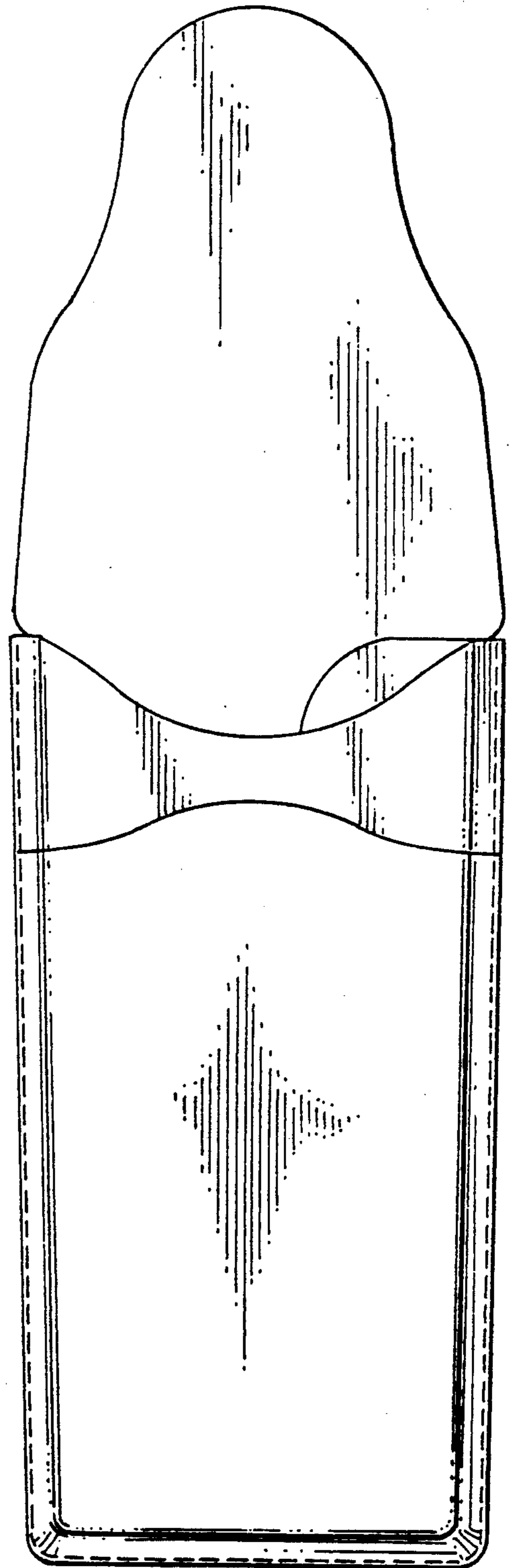


FIG. 5