



US00D333555S

United States Patent [19]

[11] Patent Number: **Des. 333,555**

Hatfield et al.

[45] Date of Patent: **** Mar. 2, 1993**

[54] OUTSOLE BOTTOM

[75] Inventors: **Tinker L. Hatfield, Portland; Wilson W. Smith, Beaverton, both of Oreg.**

[73] Assignee: **Nike, Inc., Beaverton, Oreg.**

[**] Term: **14 Years**

[21] Appl. No.: **880,012**

[22] Filed: **May 8, 1992**

[52] U.S. Cl. **D2/320**

[58] Field of Search **D2/264, 265, 274, 311, D2/317-321; 36/25 R, 28, 29, 32 R, 42-45, 59 R, 516, 83, 84, 89, 101-107, 112-114, 132, 136**

[56] References Cited

U.S. PATENT DOCUMENTS

D. 88,881	1/1933	Hollier	D2/320
D. 107,977	1/1938	Tousley .	
D. 229,524	12/1973	Askew	D2/320
D. 255,174	6/1980	Hamada	D2/320
D. 281,460	11/1985	Parker	D2/320
D. 307,212	4/1990	Aveni	D2/320
D. 311,447	10/1990	Hatfield	D2/320
D. 311,990	11/1990	Hatfield	D2/320
D. 313,113	12/1990	Aveni	D2/320
D. 316,324	4/1991	Rogers	D2/320
D. 318,753	8/1991	Hatfield	D2/320
D. 319,534	9/1991	Rogers	D2/320
D. 321,590	11/1991	Smith, III	D2/320
D. 321,978	12/1991	Hatfield	D2/320
D323,927	2/1992	Rogers	D2/320
D. 325,667	4/1992	Smith, III	D2/320
4,449,307	5/1984	Stubblefield	36/32 R

OTHER PUBLICATIONS

Nike catalogs—Spring 1989, pp. 50, 52, 54; Fall 1989, p. 42; Spring 1990, pp. 22, 28.

Nike catalogs Fall 1990, pp. 22, 24, 32, 42, 44; Spring 1991, p. 38; Fall 1991, pp. 46, 32.

Nike catalogs Spring 1992, p. 32; Fall 1992, pp. 36, 38.

Primary Examiner—Louis S. Zarfes

Attorney, Agent, or Firm—Banner, Birch, McKie & Beckett

[57] CLAIM

The ornamental design for an outsole bottom, as shown and described.

DESCRIPTION

FIG. 1 is a bottom plan view of an outsole bottom showing our new design;

FIG. 2 is a side elevational view of one side of the outsole bottom shown in FIG. 1;

FIG. 3 is a side elevational view of the other side of the outsole bottom shown in FIG. 1;

FIG. 4 is a cross section taken along line 4—4 of FIG. 1;

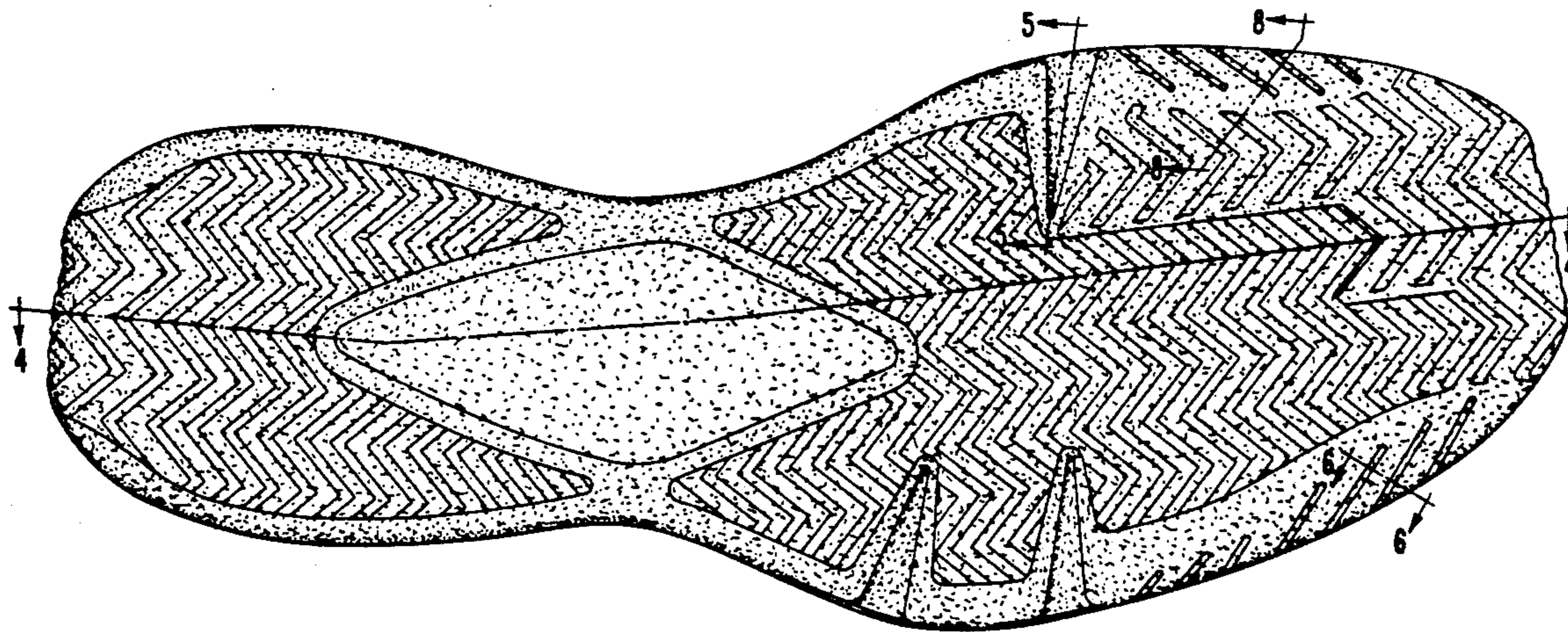
FIG. 5 is a cross section taken along line 5—5 of FIG. 1;

FIG. 6 is a cross section taken along line 6—6 of FIG. 1;

FIG. 7 is a cross section taken along line 7—7 of FIG. 3; and,

FIG. 8 is a cross section taken along line 8—8 of FIG. 1.

The broken line showing of a sole periphery and a shoe upper in FIGS. 2 and 3 are for illustrative purposes and form no part of the claimed design.



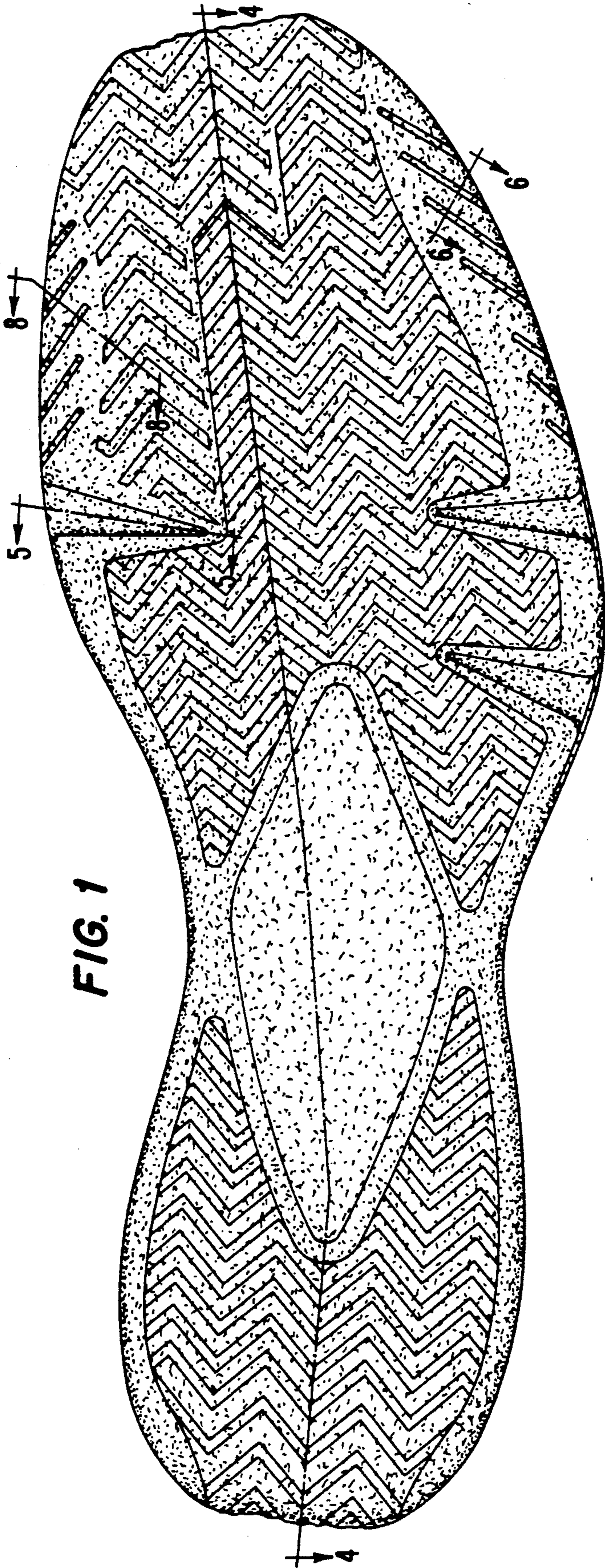


FIG. 1



FIG. 4



FIG. 5



FIG. 8



FIG. 6

FIG. 2

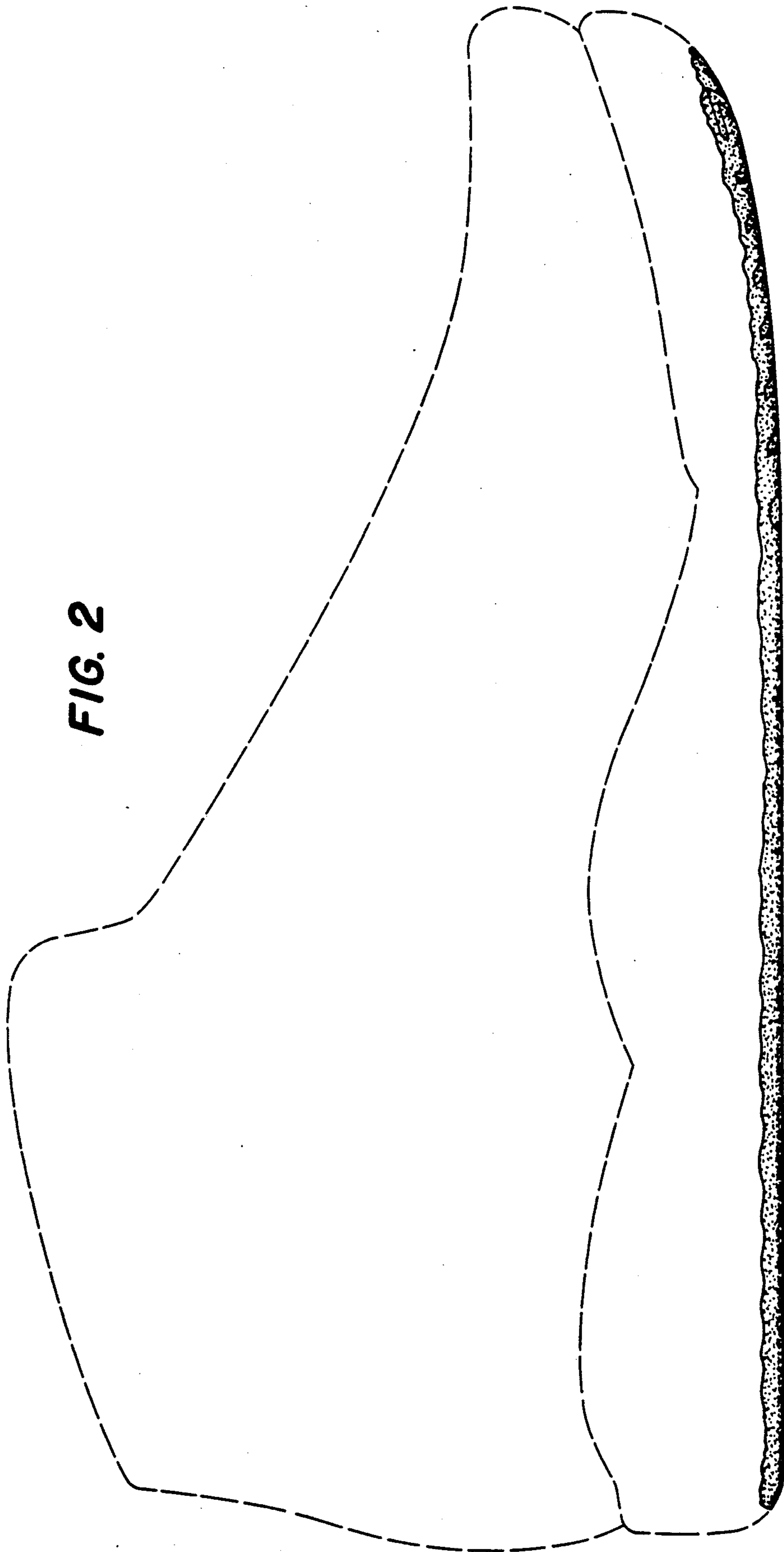


FIG. 3

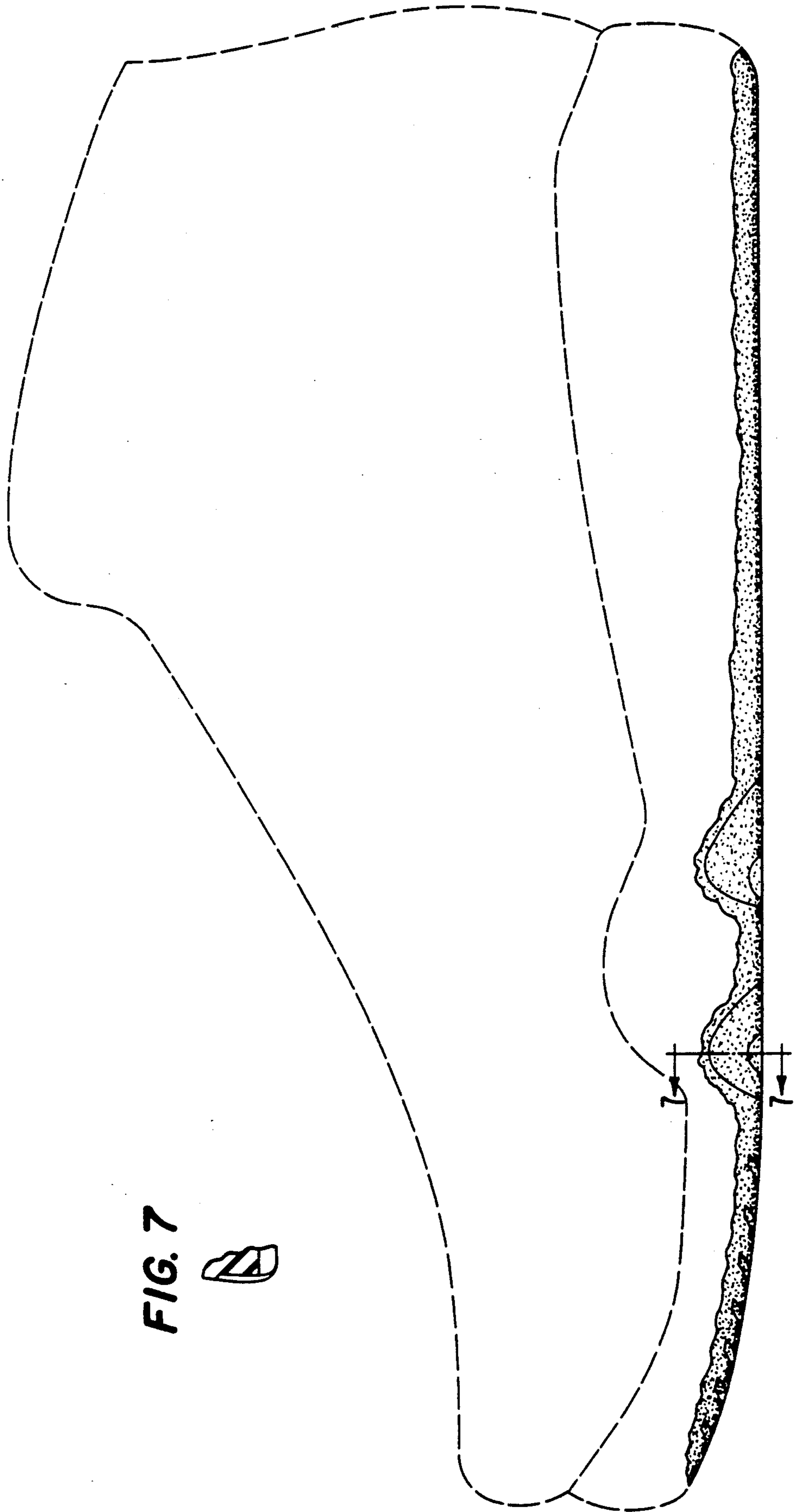


FIG. 7

