



US00D333554S

United States Patent [19]

[11] Patent Number: **Des. 333,554**

Greene

[45] Date of Patent: **** Mar. 2, 1993**

[54] **SHOE UPPER**

[75] Inventor: **Pamela S. Greene**, Portland, Oreg.

[73] Assignee: **Nike, Inc.**, Beaverton, Oreg.

[**] Term: **14 Years**

[21] Appl. No.: **877,125**

[22] Filed: **May 1, 1992**

[52] U.S. Cl. **D2/314; D2/310**

[58] Field of Search **D2/264, 265, 308-314; 36/45, 83, 84, 89, 101-107, 112-114, 132, 136**

D. 319,723	9/1991	Greene	D2/314
D. 320,689	10/1991	Smith	D2/314
D. 322,880	1/1992	Smith, III	D2/314
D. 324,939	3/1992	Hatfield	D2/314
D. 325,118	4/1992	Smith	D2/314

OTHER PUBLICATIONS

Nike catalogs—Spring 1989—p. 8; Fall 1989, pp. 6, 40, 62; Spring 1990, pp. 40, 44, 46, 58, 72, 86, 88; Fall 1990—pp. 40, 42, 44, 46; Spring 1991, pp. 44, 46, 58, 62, 78; Fall 1991—pp. 50, 68, 92; Spring 1992, pp. 16, 58, 80; Fall 1992, pp. 8, 34.

Primary Examiner—Louis S. Zarfaz
Attorney, Agent, or Firm—Banner, Birch, McKie & Beckett

[56] **References Cited**

U.S. PATENT DOCUMENTS

D. 272,866	3/1984	Casetta	D2/389
D. 290,783	7/1987	Selbiger et al.	D2/314
D. 290,901	7/1987	Tong et al.	.	
D. 291,143	8/1987	Selbiger et al.	.	
D. 293,846	1/1988	Bua	.	
D. 294,654	3/1988	Liggett et al.	.	
D. 295,341	4/1988	Liggett et al.	.	
D. 295,578	5/1988	Tong	.	
D. 295,916	5/1988	Selbiger	.	
D. 296,146	6/1988	McCrea	.	
D. 296,611	7/1988	Brown et al.	.	
D. 297,182	8/1988	Brown et al.	.	
D. 297,183	8/1988	Selbiger	.	
D. 302,486	8/1989	Brown et al.	.	
D. 305,577	1/1990	Feller et al.	.	
D. 306,371	3/1990	Feller et al.	.	
D. 308,280	6/1990	Selbiger	.	
D. 310,291	9/1990	Selbiger	.	
D. 312,527	12/1990	Hatfield	.	
D. 315,824	4/1991	Backus et al.	.	
D. 316,624	5/1991	Hatfield et al.	D2/314

CLAIM

[57]

The ornamental design for a shoe upper, as shown and described.

DESCRIPTION

FIG. 1 is a side elevational view of one side of the shoe upper showing my new design;
FIG. 2 is a side elevational view of the other side of the shoe upper shown in FIG. 1;
FIG. 3 is a top plan view of the shoe upper shown in FIG. 1;
FIG. 4 is a front elevational view of the shoe upper shown in FIG. 1; and,
FIG. 5 is a rear elevational view of the shoe upper shown in FIG. 1.
The broken lines showing the shoe bottom in FIGS. 1, 2, 4 and 5 are for illustrative purposes and form no part of the claimed design.

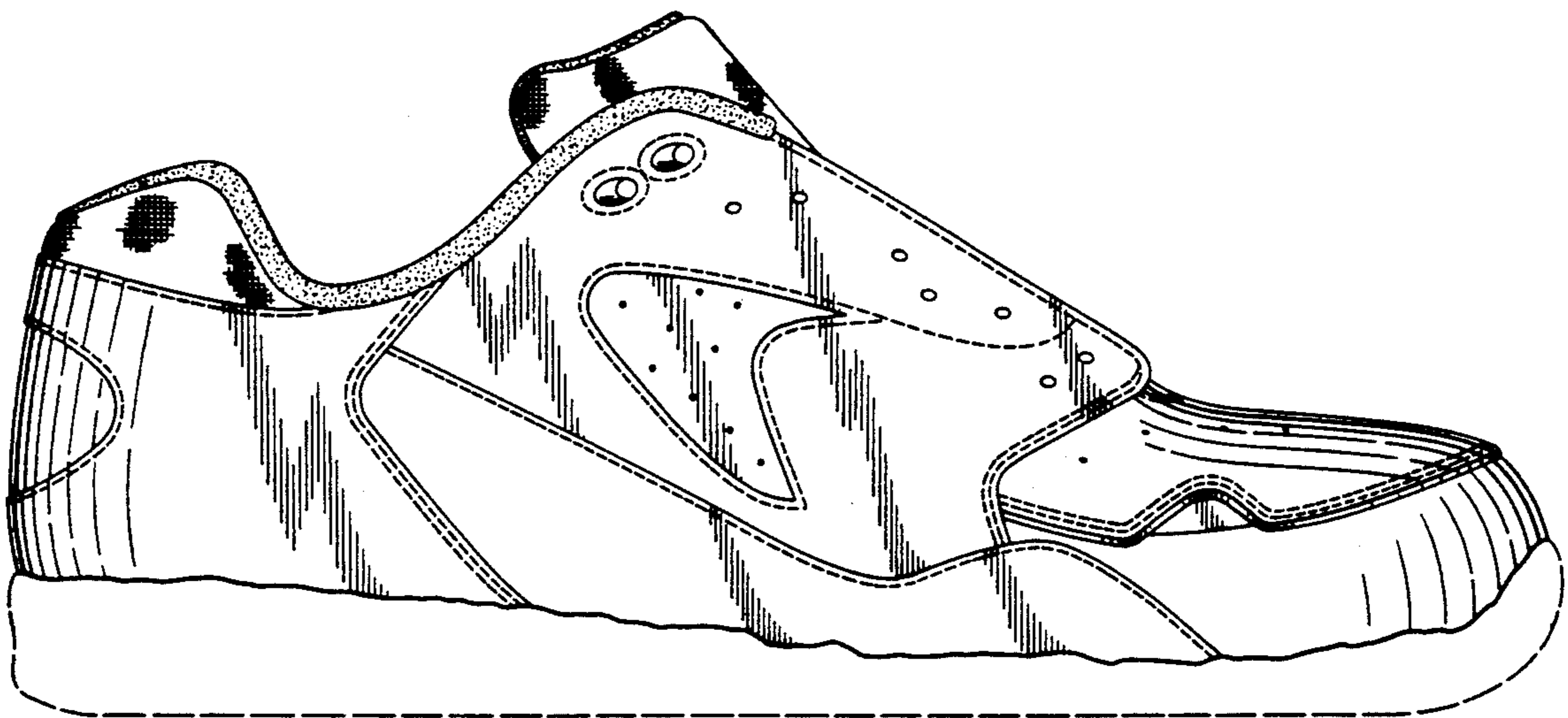
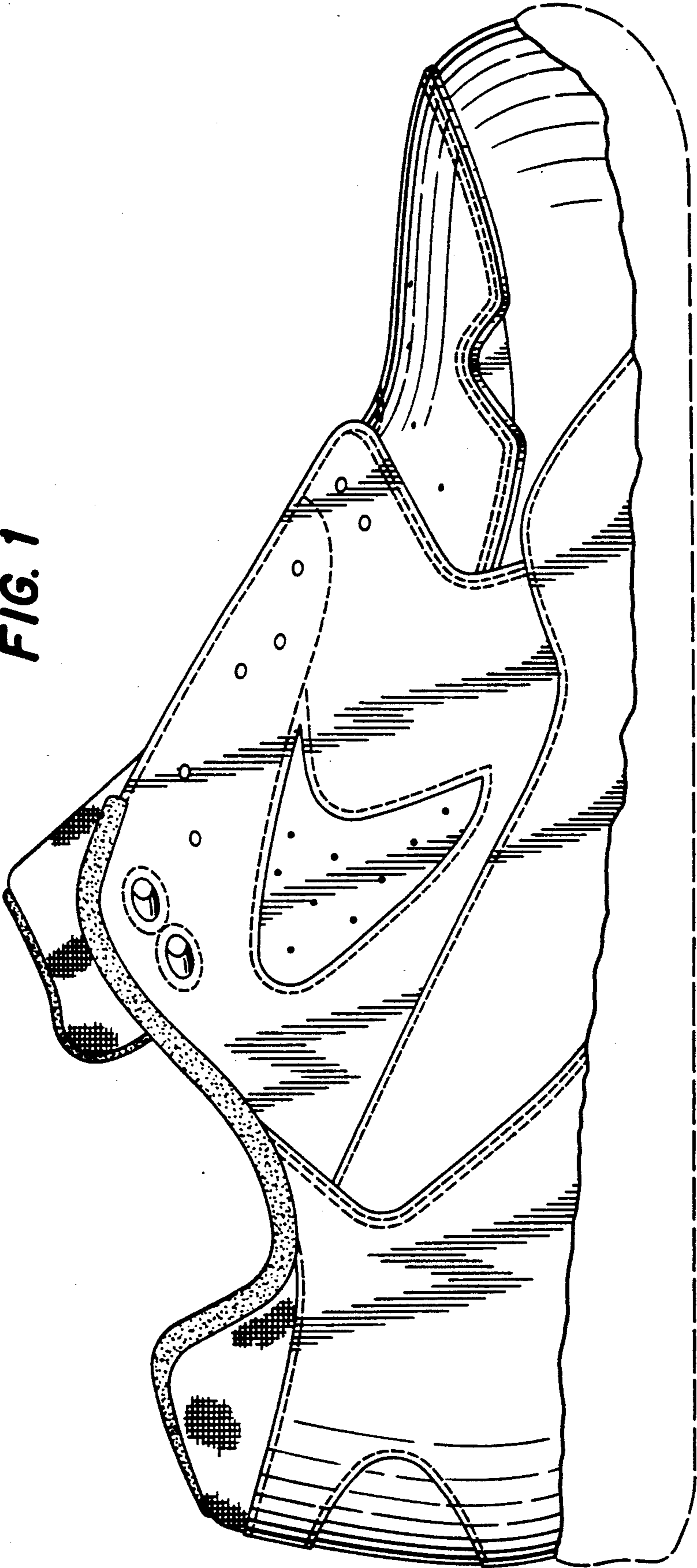


FIG. 1



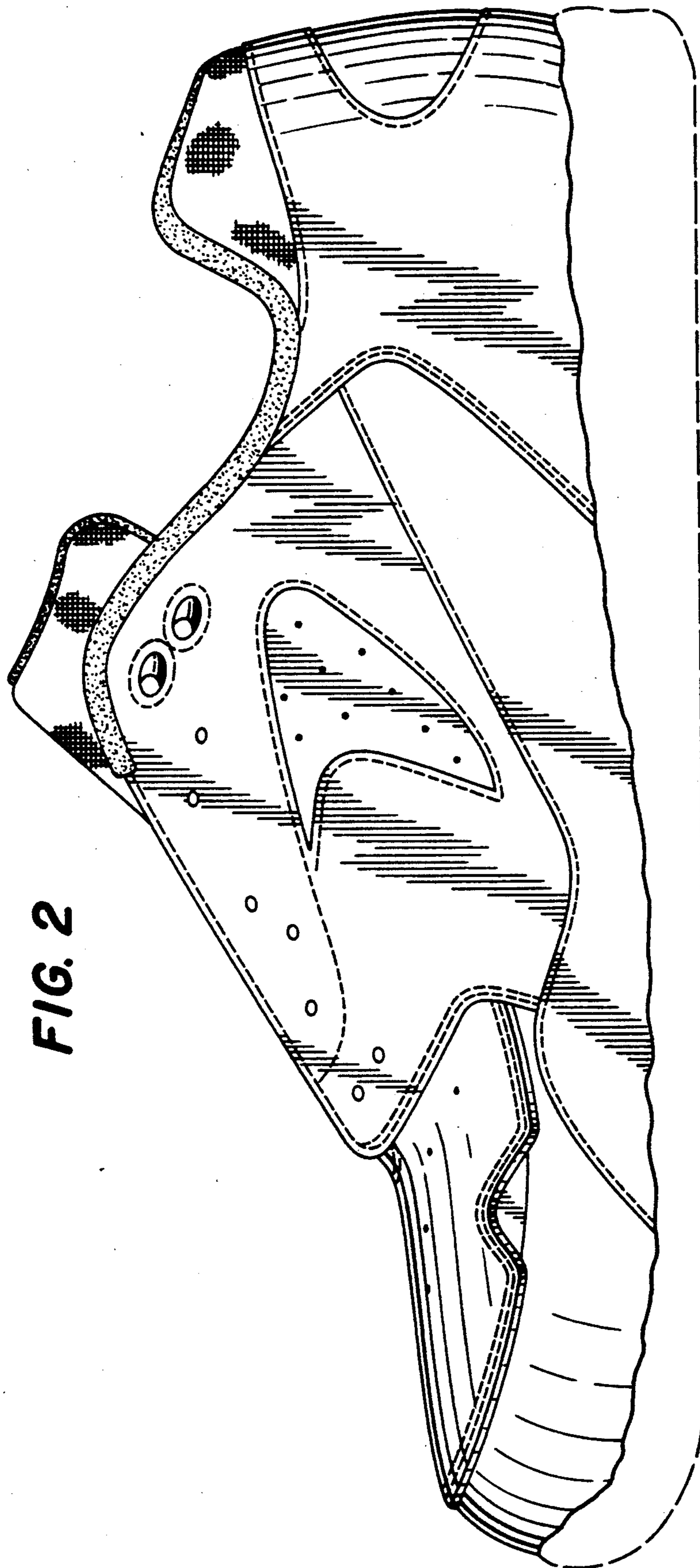


FIG. 2

FIG. 3

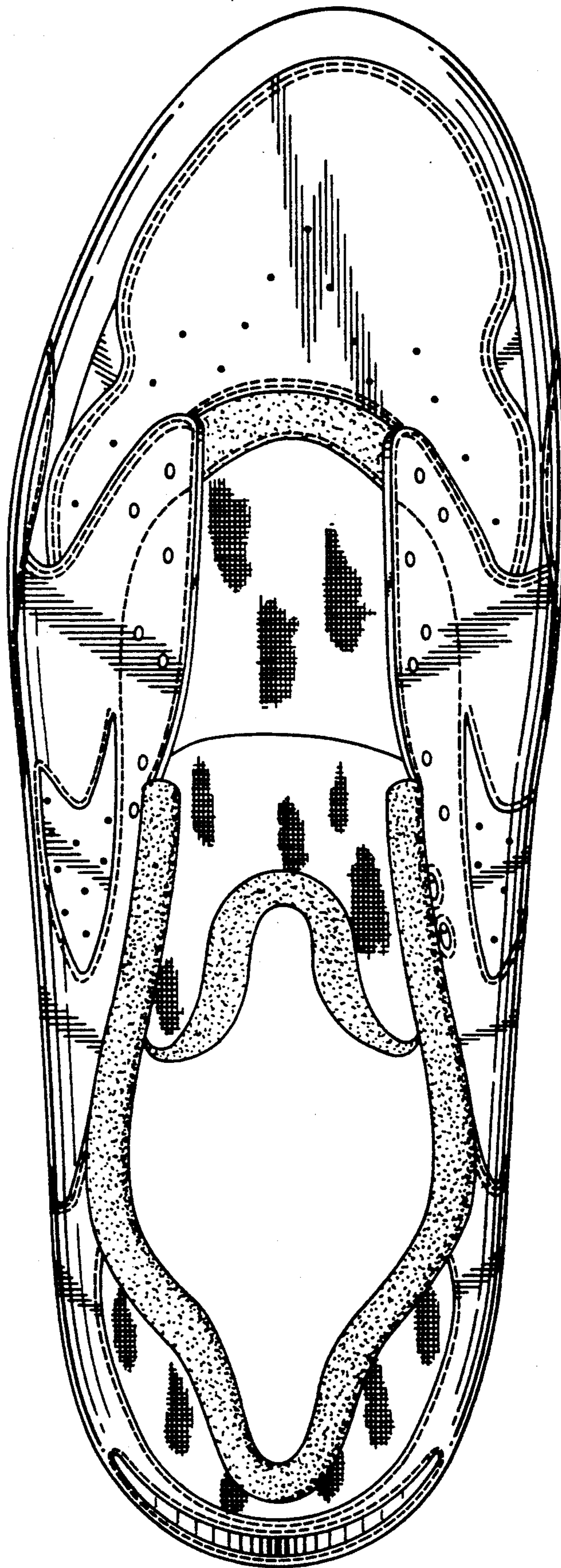


FIG. 5

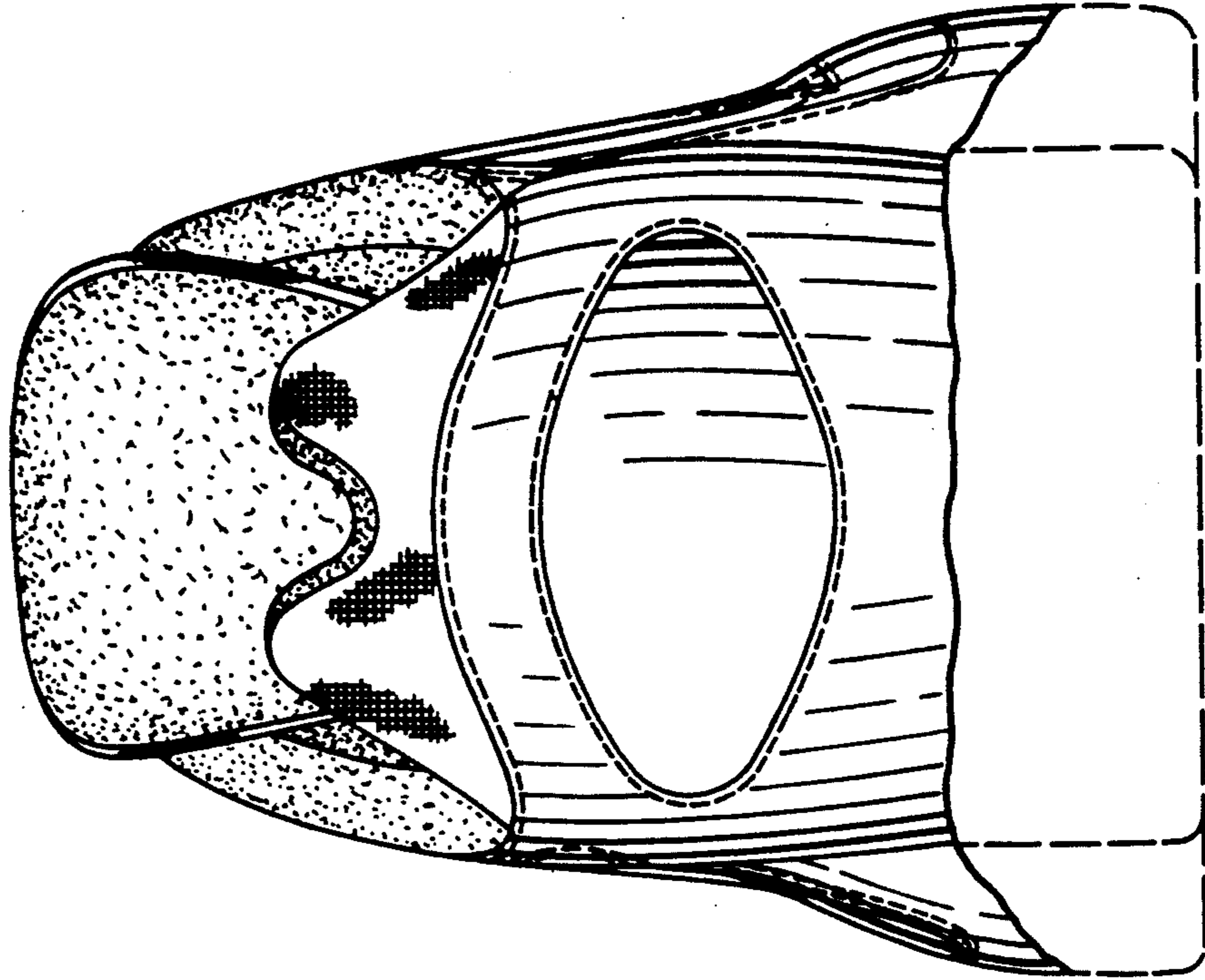


FIG. 4

