



US00D333551S

# United States Patent [19] Bailey

[11] Patent Number: **Des. 333,551**  
[45] Date of Patent: **\*\* Mar. 2, 1993**

[54] **MIDSOLE OF A SHOE**

[75] Inventor: **Catherine M. Bailey, Portland, Oreg.**

[73] Assignee: **Nike, Inc., Beaverton, Oreg.**

[\*\*] Term: **14 Years**

[21] Appl. No.: **740,469**

[22] Filed: **Aug. 5, 1991**

[52] U.S. Cl. .... **D2/314**

[58] Field of Search ..... **D2/264, 265, 308-314, D2/317-322; 36/43-45, 83, 84, 89, 25 R, 112-114, 132, 136, 30 R, 137**

[56] **References Cited**

**U.S. PATENT DOCUMENTS**

D. 311,447	10/1990	Hatfield	.....	D2/320
D. 319,535	9/1991	Hatfield	.....	D2/320
D. 319,725	9/1991	Claveria	.....	D2/320
D. 324,762	3/1992	Hatfield	.....	D2/318

**OTHER PUBLICATIONS**

Fall 1991 Nike Footwear Catalog, published Jan. 1991, pp. 6-9, 32, 33, 34, 35, 70-73, 80-83.

Spring 1990 Nike Footwear Catalog, published Jun. 1989, pp. 62, 63.

*Primary Examiner*—Louis S. Zarfes  
*Attorney, Agent, or Firm*—Banner, Birch, McKie & Beckett

[57] **CLAIM**

The ornamental design for a midsole of a shoe, as shown and described.

**DESCRIPTION**

FIG. 1 is a side elevational view of a midsole of a shoe showing my new design;

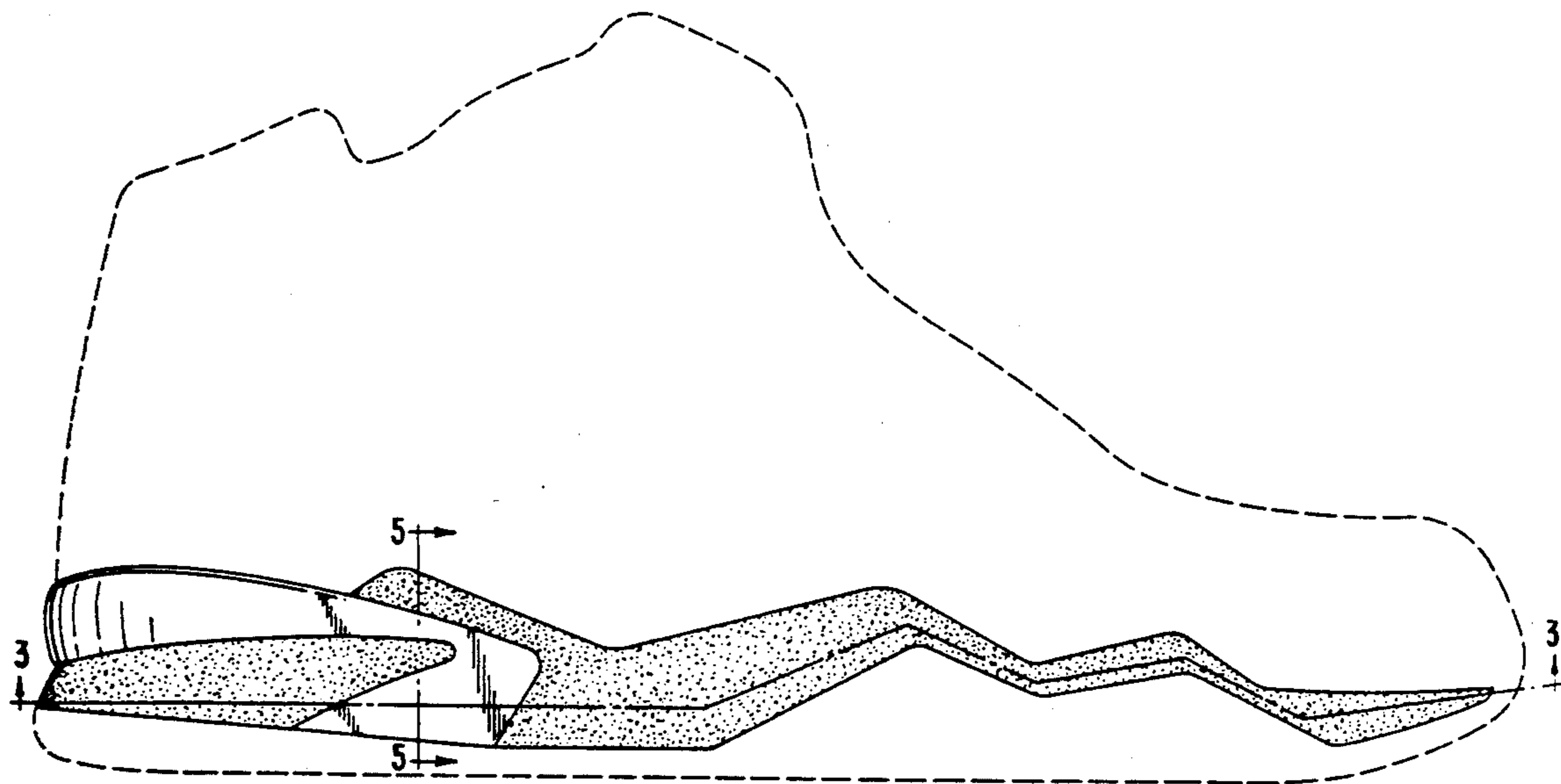
FIG. 2 is a side elevational view of the other side of the midsole;

FIG. 3 is a cross-sectional view taken along line 3—3 in FIG. 1;

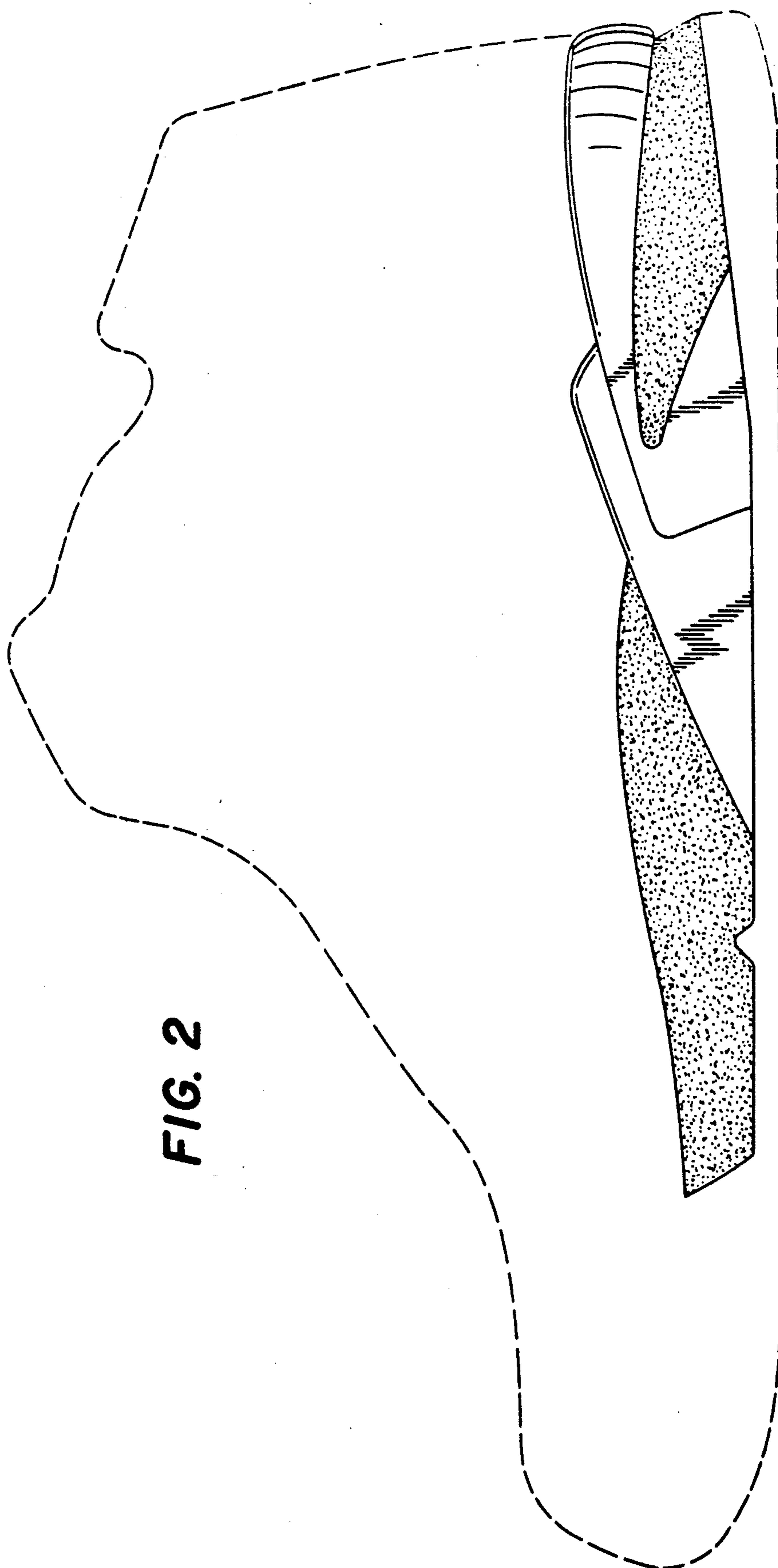
FIG. 4 is a rear elevational view of the midsole; and,

FIG. 5 is a cross-sectional view taken along line 5—5 in FIG. 1.

The broken line showing the remainder of the shoe is for illustrative purposes only and forms no part of the claimed design.

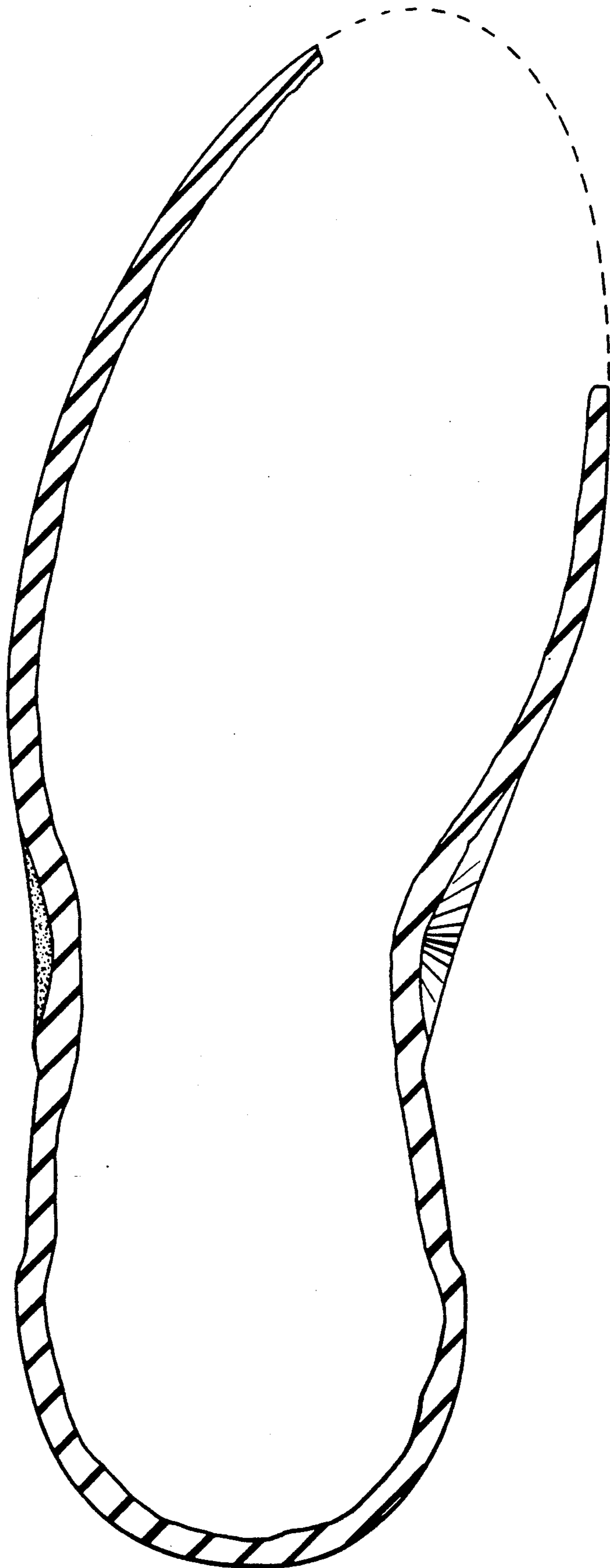




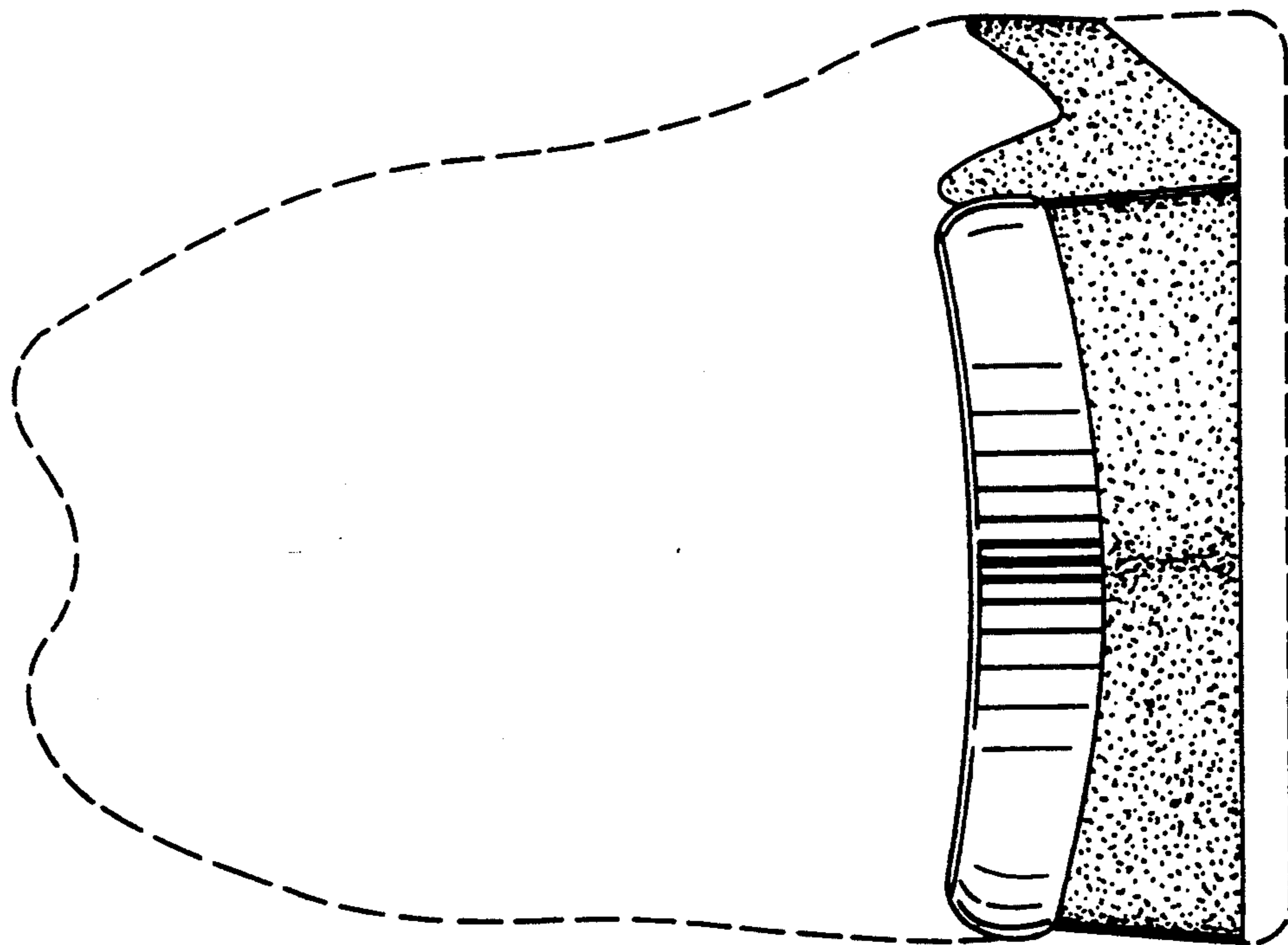


**FIG. 2**

**FIG. 3**



**FIG. 4**



**FIG. 5**

