



US00D333540S

United States Patent [19]

[11] Patent Number: **Des. 333,540**

Ziegler

[45] Date of Patent: **** Feb. 23, 1993**

[54] **COMBINATION CUTTING AND IRONING BOARD**

Primary Examiner—Wallace R. Burke
Assistant Examiner—Lavone D. Tabor
Attorney, Agent, or Firm—Timothy T. Tyson

[76] Inventor: **Marion V. Ziegler, 133 Harding Ave., San Fernando, Calif. 91340**

[57] **CLAIM**

[**] Term: **14 Years**

The ornamental design for a combination cutting and ironing board, as shown and described.

[21] Appl. No.: **553,008**

DESCRIPTION

[22] Filed: **Jul. 16, 1990**

FIG. 1 is a front elevational view of a combination cutting and ironing board showing my new design; FIG. 2 is a top plan view thereof; FIG. 3 is a rear elevational view thereof; FIG. 4 is a left side elevational view thereof, the right side being the mirror image thereof; and, FIG. 5 is a bottom plan view thereof.

[52] U.S. Cl. **D32/66**


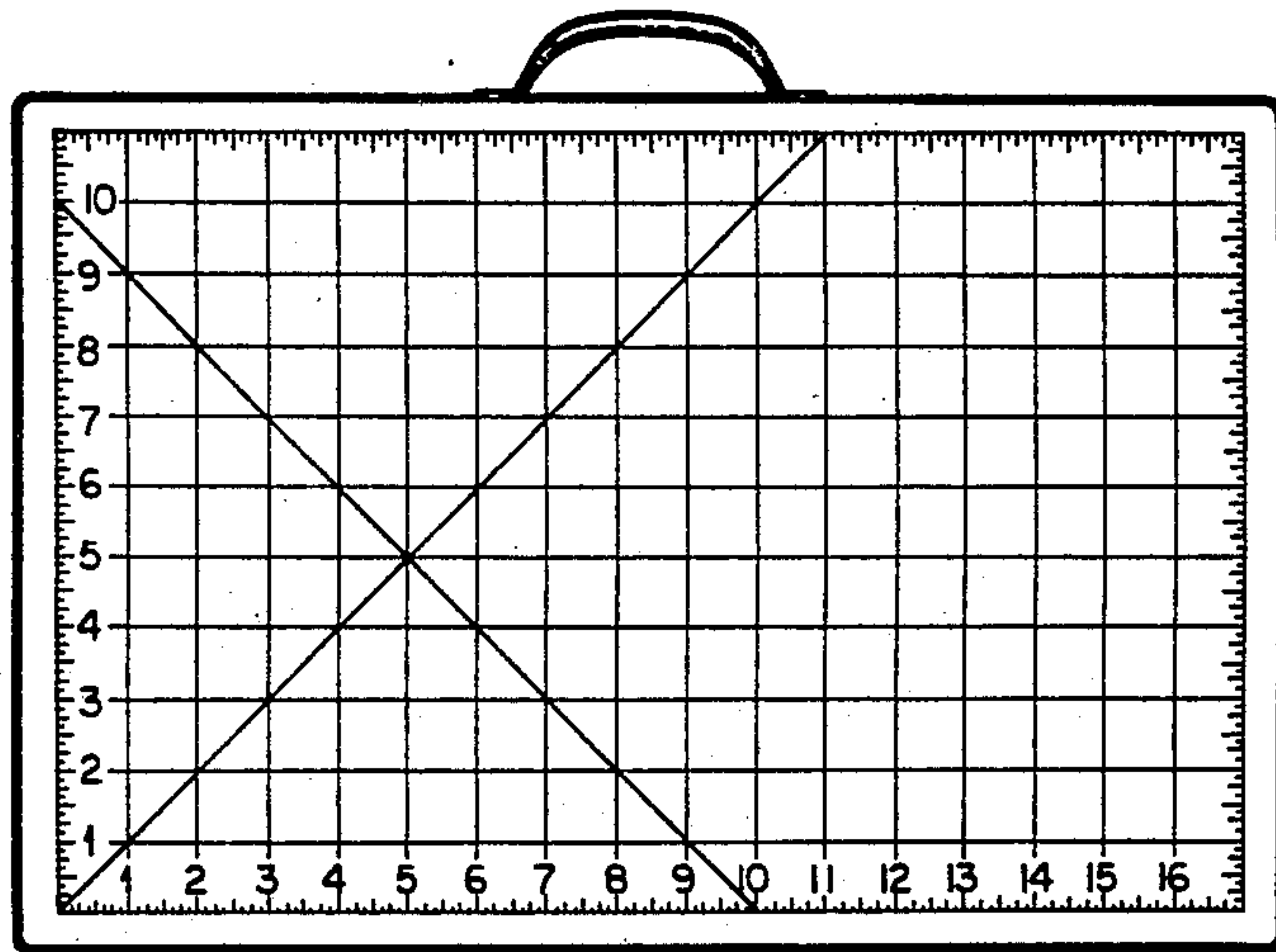

[58] Field of Search **D3/18; D32/66; 38/103-104, 112, 135-138; 269/289 R, 302.1**

The crosshatched pattern, which is partially shown for ease of illustration in FIGS. 1 and 3-5, represents a conventional fabric and is understood to repeat throughout the areas indicated.

[56] **References Cited**

U.S. PATENT DOCUMENTS

| | | | | |
|------------|--------|----------|-------|-----------|
| D. 308,911 | 7/1990 | Walsh | | D3/18 |
| 811,201 | 1/1906 | Chadwick | | 269/289 R |
| 3,441,112 | 4/1969 | Maben | | 38/138 X |






FIG. 1

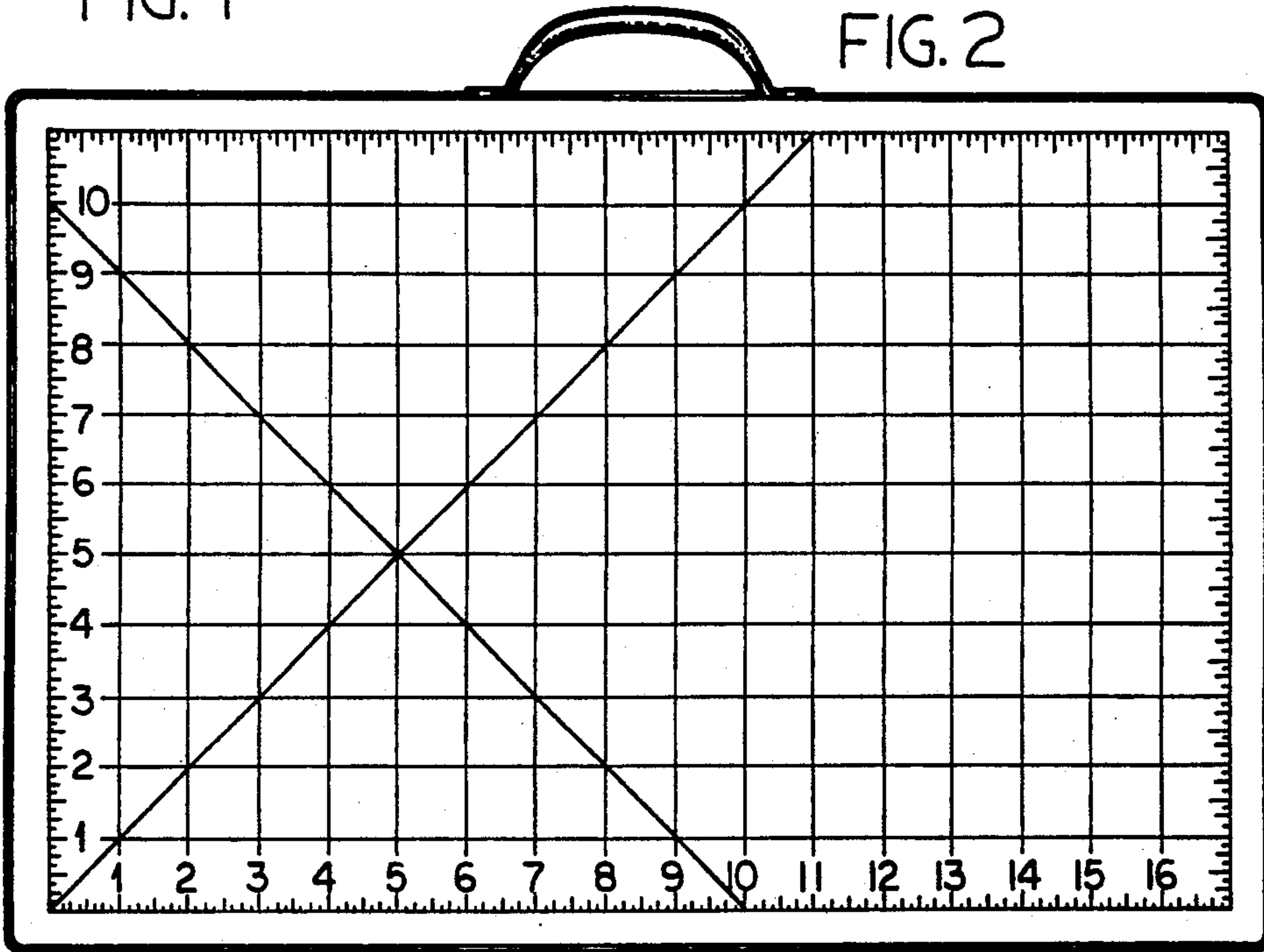


FIG. 2



FIG. 3

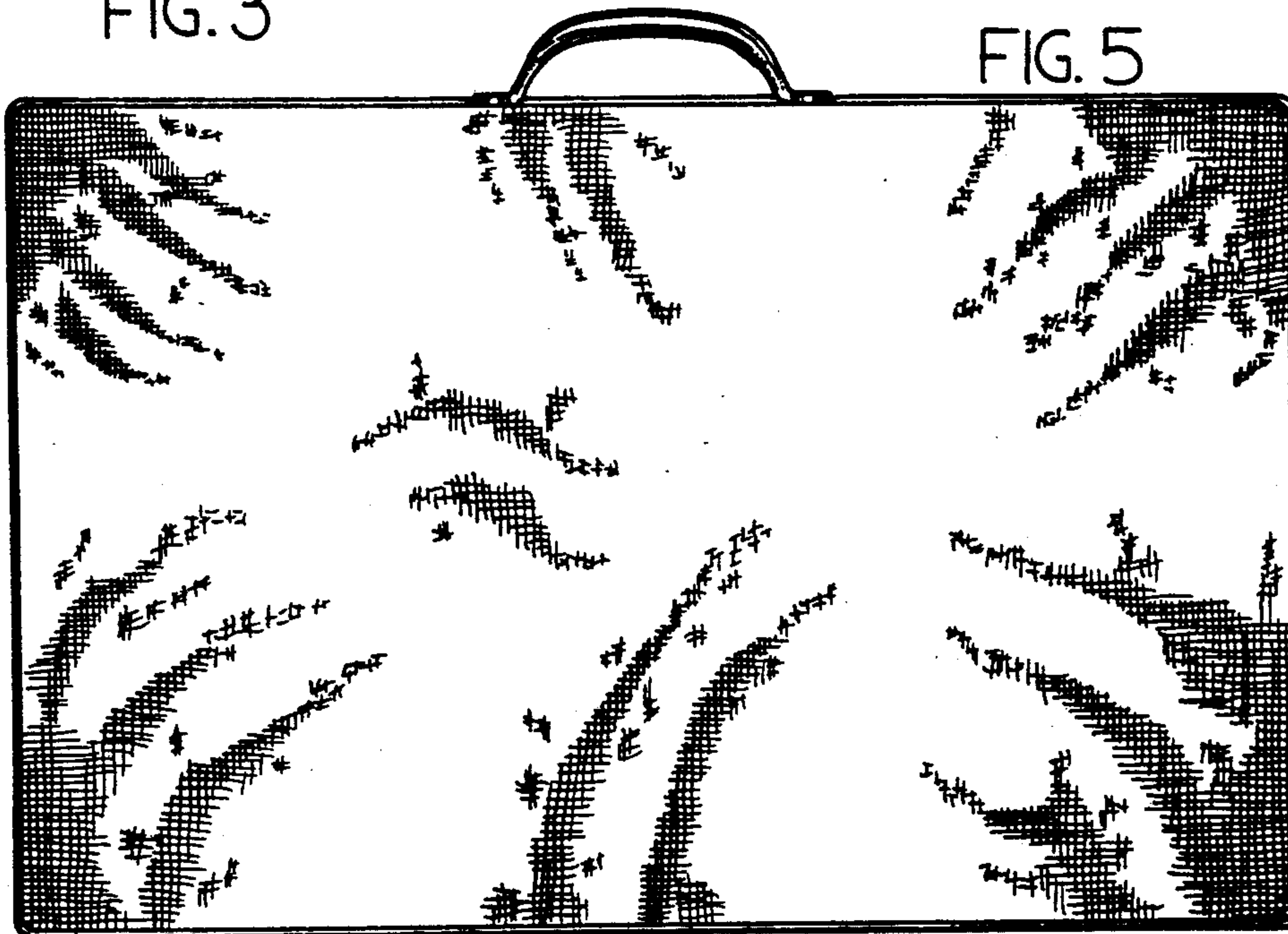


FIG. 5



FIG. 4