



US00D333530S

United States Patent [19]

[11] Patent Number: **Des. 333,530**

Boundy

[45] Date of Patent: **** Feb. 23, 1993**

[54] **UNDER-SHELF TASK LIGHT**

[75] Inventor: **Bruce K. Boundy**, Caledonia Township, Kent County, Mich.

[73] Assignee: **Westinghouse Electric Corp.**, Pittsburgh, Pa.

D. 300,874 4/1989 Szymanek D26/76
 D. 307,059 4/1990 Szymanek D26/74

Primary Examiner—Susan J. Lucas
Attorney, Agent, or Firm—B. R. Studebaker

[**] Term: **14 Years**

[21] Appl. No.: **648,436**

[57] **CLAIM**

The ornamental design for an under-shelf task light, as shown and described.

[22] Filed: **Jan. 28, 1991**

[52] U.S. Cl. **D26/74; D26/76; D26/89**

[58] Field of Search **D26/74, 75, 76, 77, D26/78; 89/72, 88; 362/147, 404-408, 432, 362, 220, 221, 222, 223**

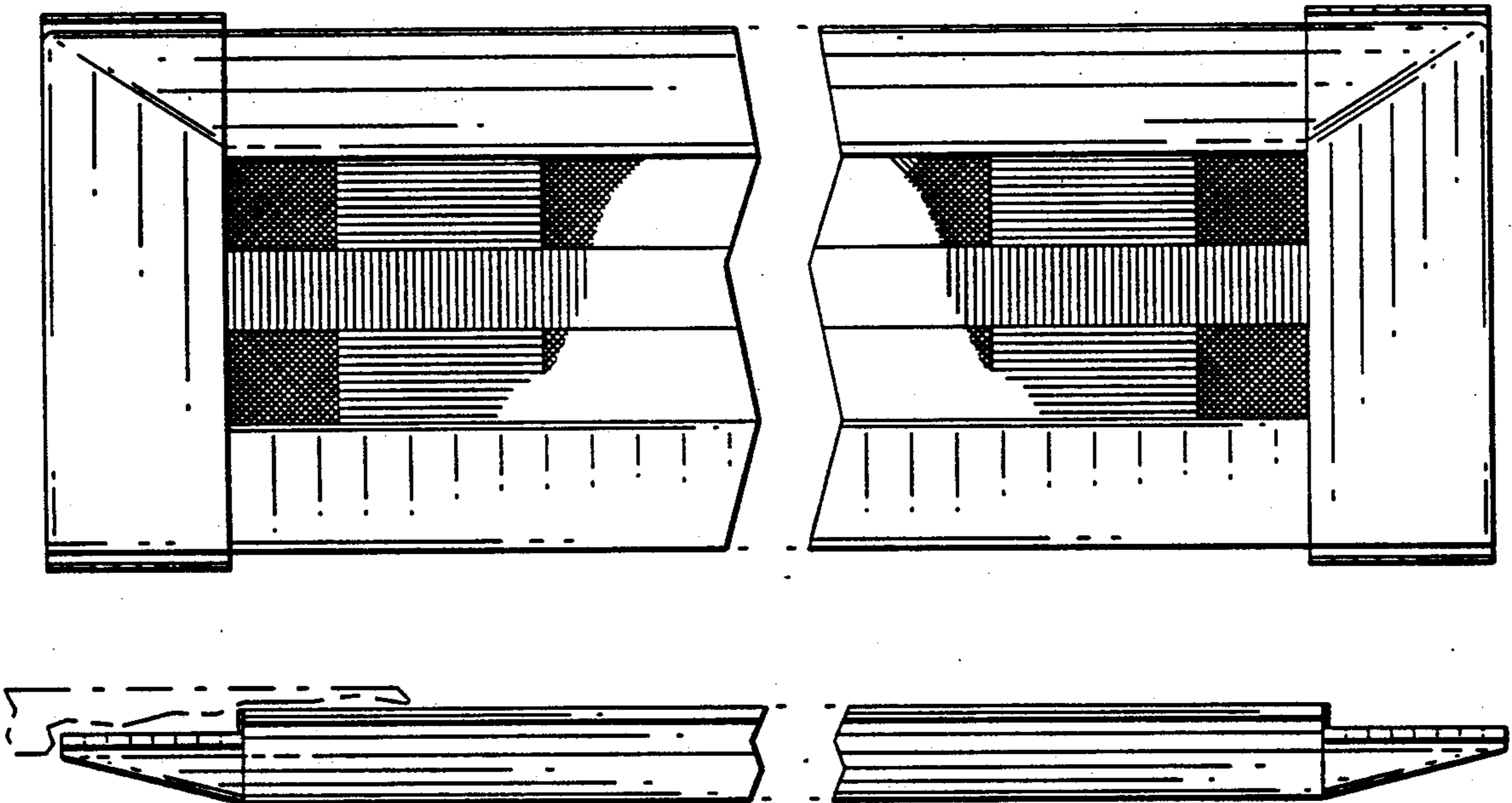
DESCRIPTION

FIG. 1 is a fragmentary bottom, front perspective view of an under-shelf task light showing my new design; FIG. 2 is a fragmentary bottom plan thereof; FIG. 3 is a fragmentary front elevational view thereof; FIG. 4 is a right-hand end elevational view thereof, the left-hand end being a mirror image; and FIG. 5 is a fragmentary rear elevational view thereof. The fragmentary broken line representation of a shelf in FIG. 3 is shown for illustrative purposes only and forms no part of the claimed design.

[56] **References Cited**

U.S. PATENT DOCUMENTS

D. 258,009 1/1981 Wotowiec et al. D26/75



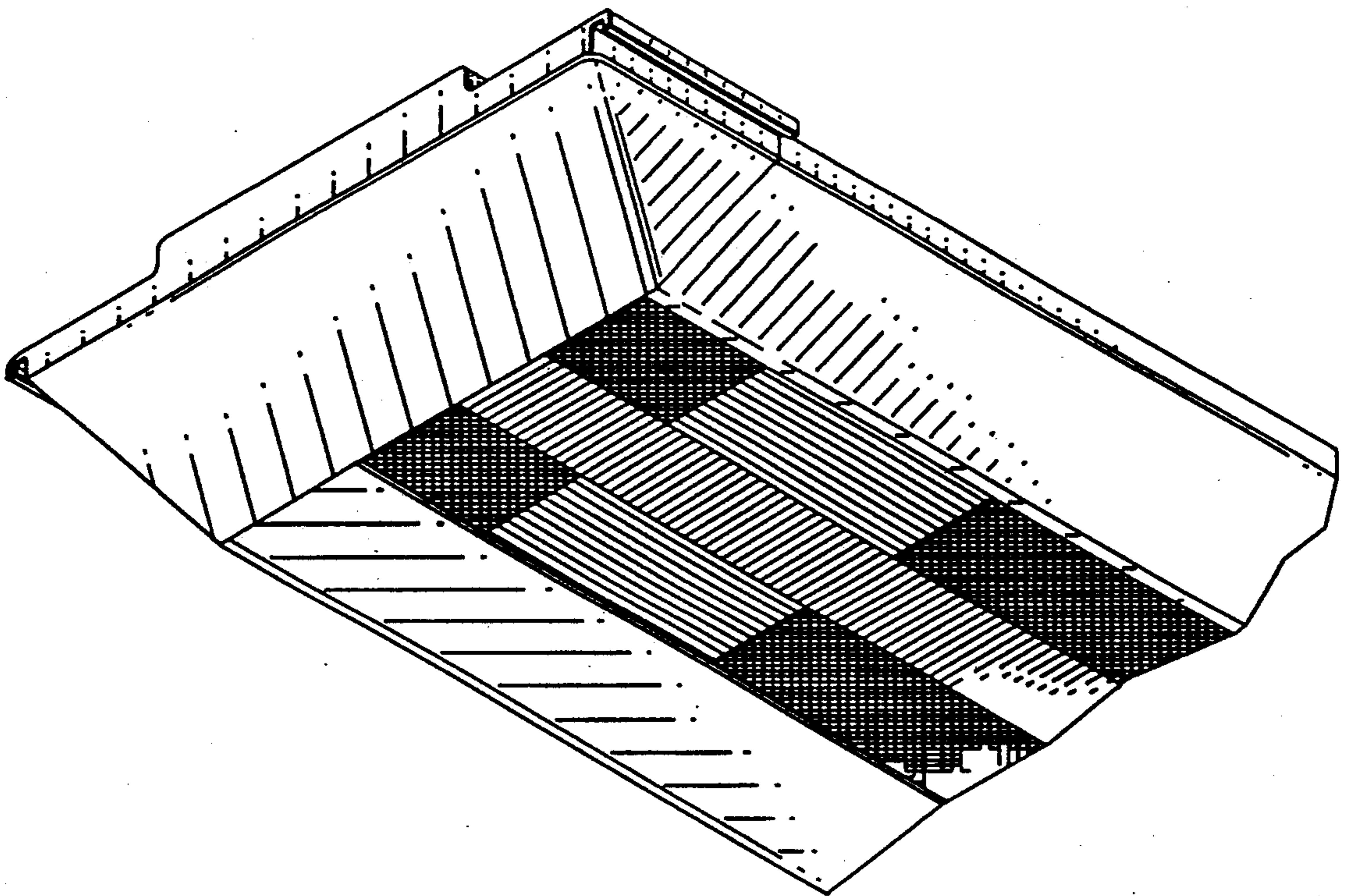


FIG. 1



FIG. 3




FIG. 4

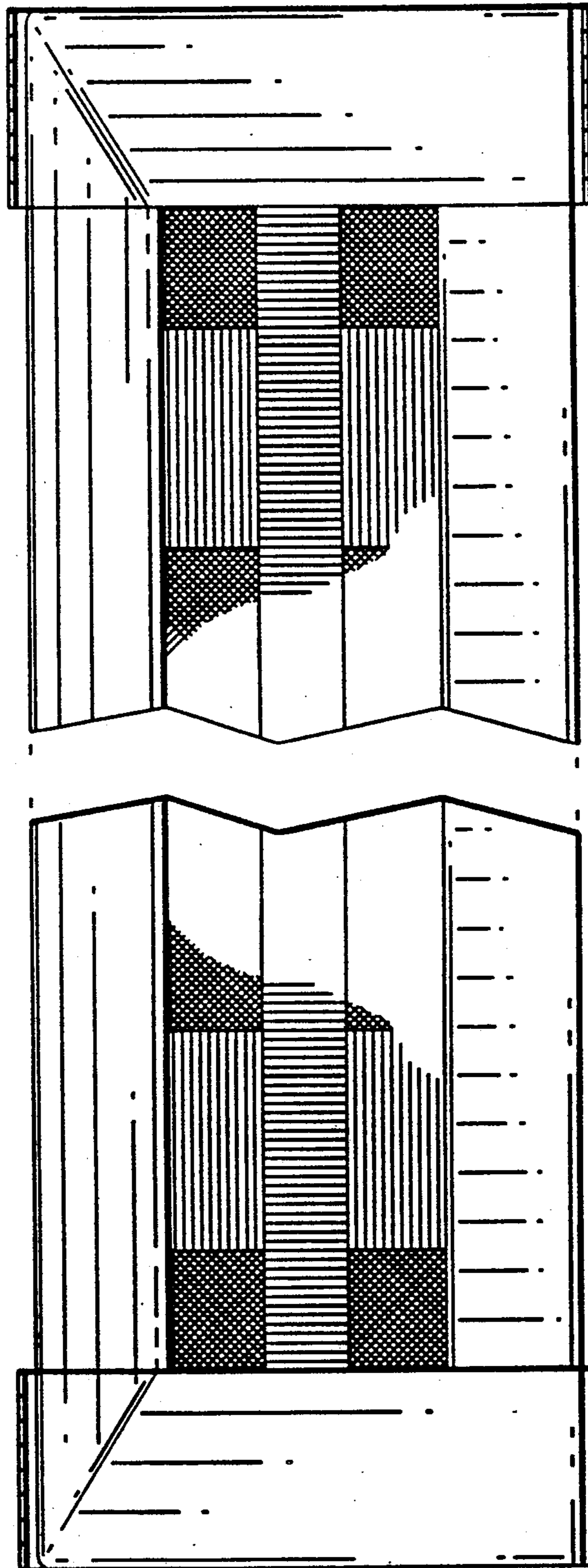


FIG. 2

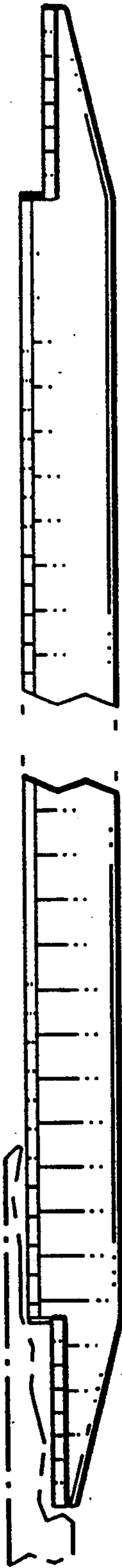


FIG. 5