



US00D333524S

United States Patent [19]

Niedfeld

[11] Patent Number: **Des. 333,524**

[45] Date of Patent: **** Feb. 23, 1993**

[54] **POOL COVER**

[76] Inventor: **Matthew Niedfeld, 213 Doris Ave., North Bellmore, N.Y. 11710**

[**] Term: **14 Years**

[21] Appl. No.: **605,470**

[22] Filed: **Oct. 30, 1990**

[52] U.S. Cl. **D25/2**

[58] Field of Search **D25/2; D6/601, 604; 4/498, 499, 501, 502; D21/237**

[56] **References Cited**

U.S. PATENT DOCUMENTS

D. 306,474	3/1990	Scheurer	D21/237
1,382,831	6/1921	Hilker	D6/604 X
3,063,062	11/1962	Logan	D25/2 X
3,064,273	11/1962	Kwake	D25/2 X
3,229,309	1/1966	Knodel	D25/2 X
3,608,099	9/1971	Wall	4/499
3,855,643	12/1974	Sanford et al.	4/498

4,135,257	1/1979	Löf	4/498
4,139,117	2/1979	Diaz	4/499 X
4,941,222	7/1990	Prager	D6/601 X
4,953,239	9/1990	Gadsby	4/499

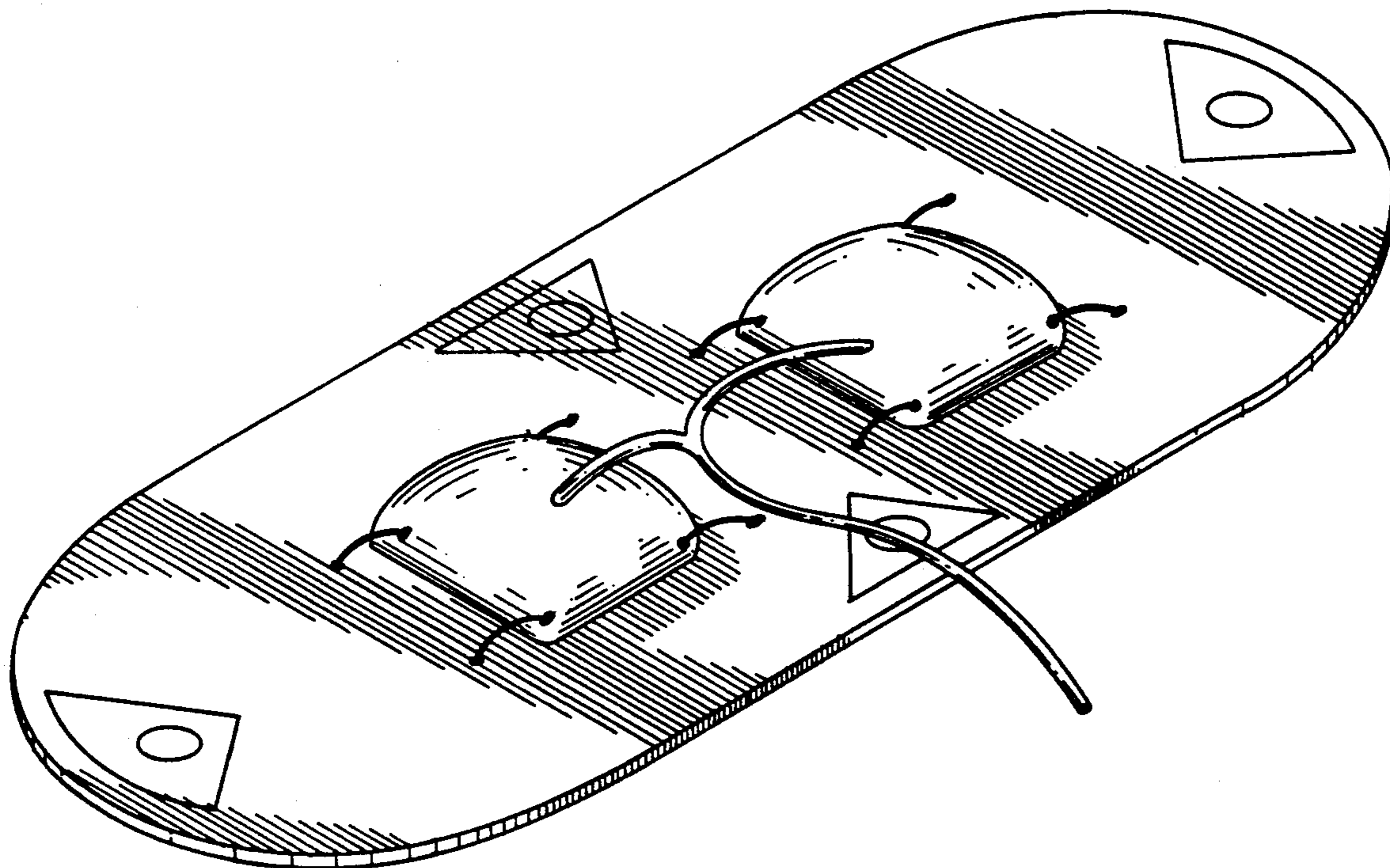
Primary Examiner—Louis S. Zarfaz
Assistant Examiner—Paula A. Mortimer
Attorney, Agent, or Firm—Terry M. Gernstein

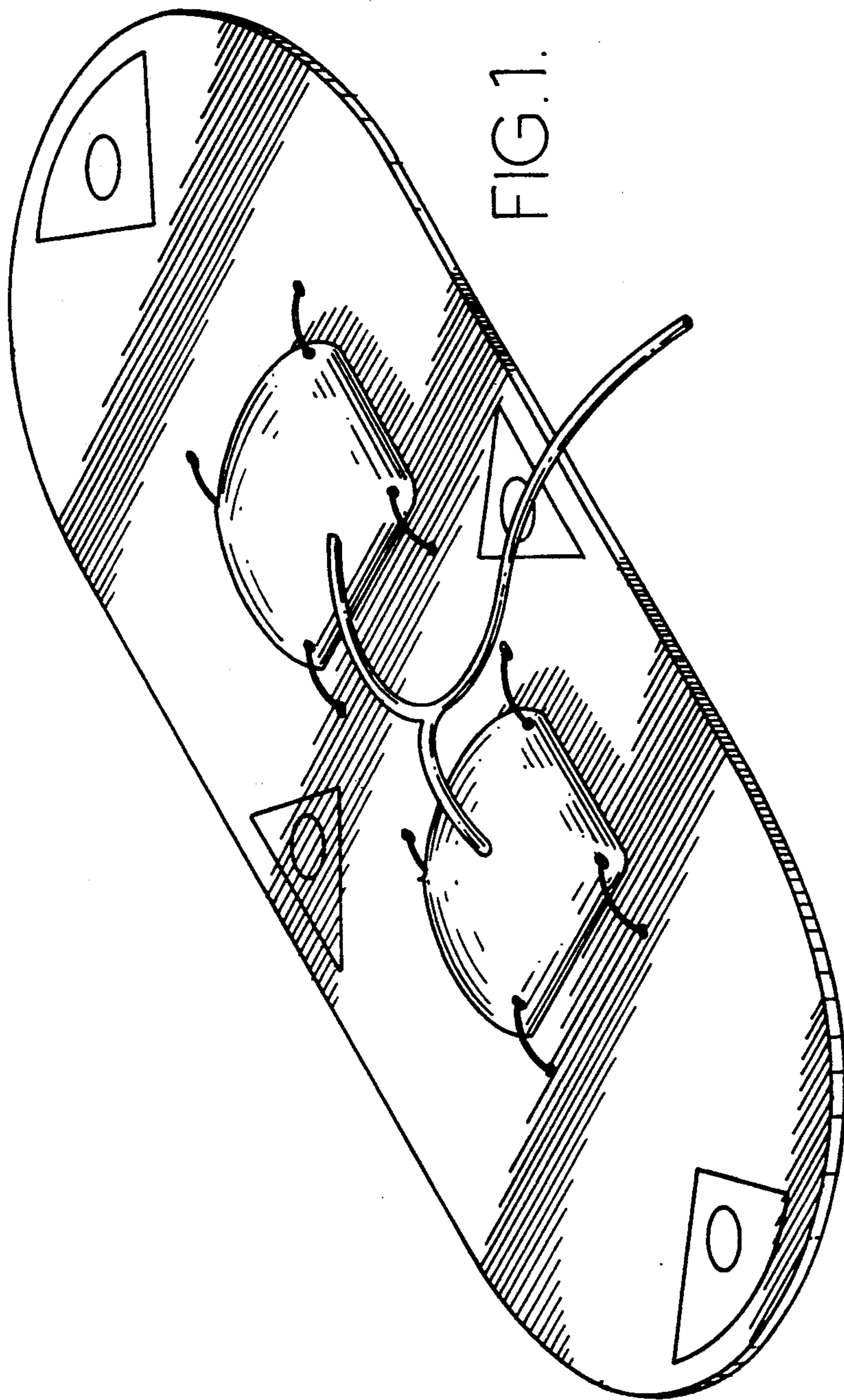
[57] CLAIM

The ornamental design for a pool cover, as shown and described.

DESCRIPTION

FIG. 1 is a front perspective view of a pool cover showing my new design;
FIG. 2 is a front end elevational view thereof, the end opposite being a mirror image of the end shown in FIG. 2;
FIG. 3 is a side elevational view thereof, the side opposite being a mirror image of the side shown in FIG. 3;
FIG. 4 is a top plan view thereof; and,
FIG. 5 is a bottom view thereof.








FIG. 2.

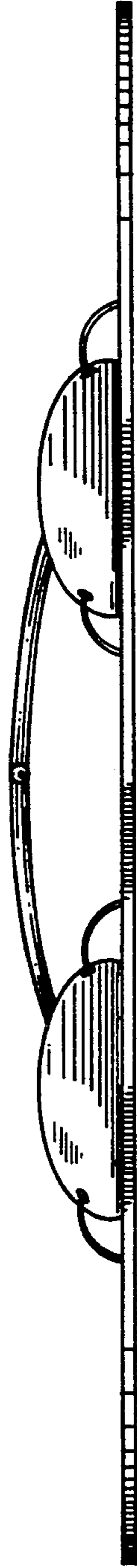


FIG. 3.

FIG. 4.

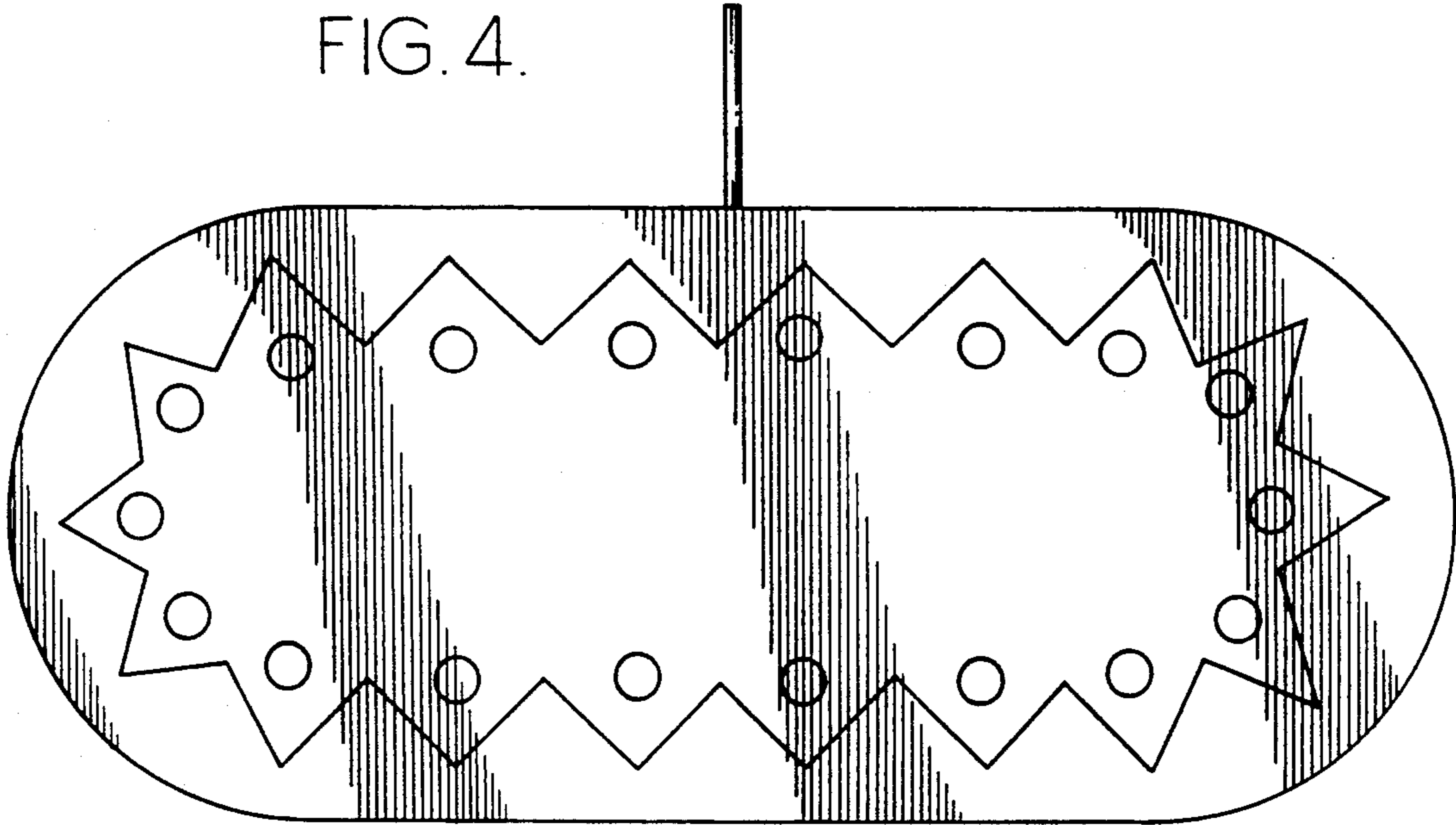


FIG. 5.

