



US00D333517S

# United States Patent [19]

[11] Patent Number: **Des. 333,517**

Alcorn et al.

[45] Date of Patent: **\*\* Feb. 23, 1993**

[54] **SUPPORT FOR A FLUID COLLECTION POUCH**

5,107,859 4/1992 Alcorn et al. .... 128/853

[75] Inventors: **Dennis R. Alcorn; Robert E. Delk,**  
both of Dallas, Tex.

*Primary Examiner*—Louis S. Zarfes  
*Attorney, Agent, or Firm*—Richard C. Litman

[73] Assignee: **Struckmeyer Corporation, Dallas,**  
Tex.

[57] **CLAIM**

The ornamental design for a support for a fluid collection pouch, as shown and described.

[\*\*] Term: **14 Years**

**DESCRIPTION**

[21] Appl. No.: **562,962**

FIG. 1 is a front top side perspective view of a support for a fluid collection pouch showing our new design; FIG. 2 is a front elevational view thereof, the rear elevational view thereof being similar except for the plain surface;

[22] Filed: **Aug. 6, 1990**

[52] U.S. Cl. .... **D24/117**

[58] Field of Search ..... **D24/117, 118;**  
**128/849-853; D2/320**

FIG. 3 is a right side elevational view thereof in section; and

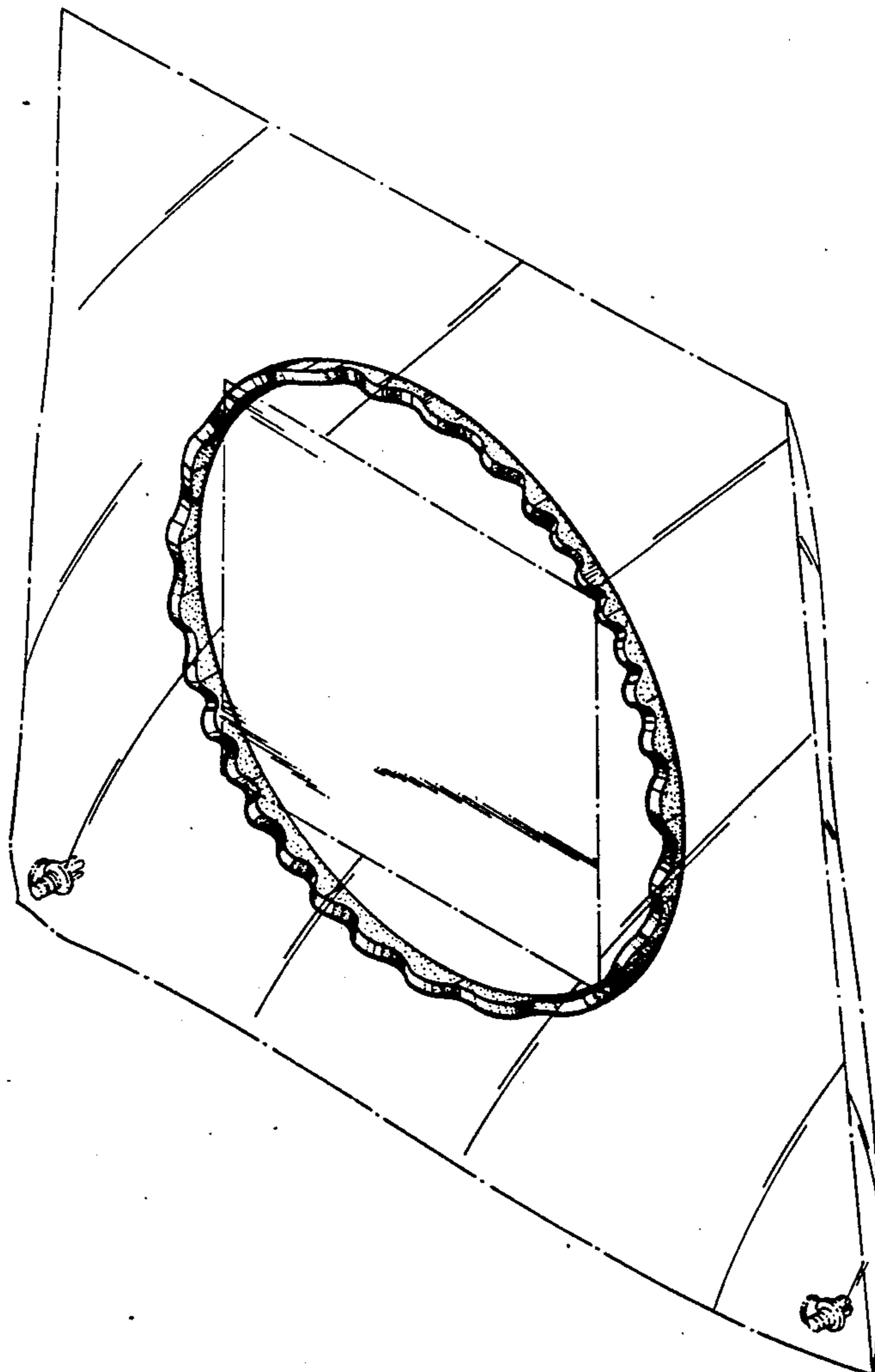
FIG. 4 is a right side elevational view thereof, the left side elevational view and top and bottom plan views being identical.

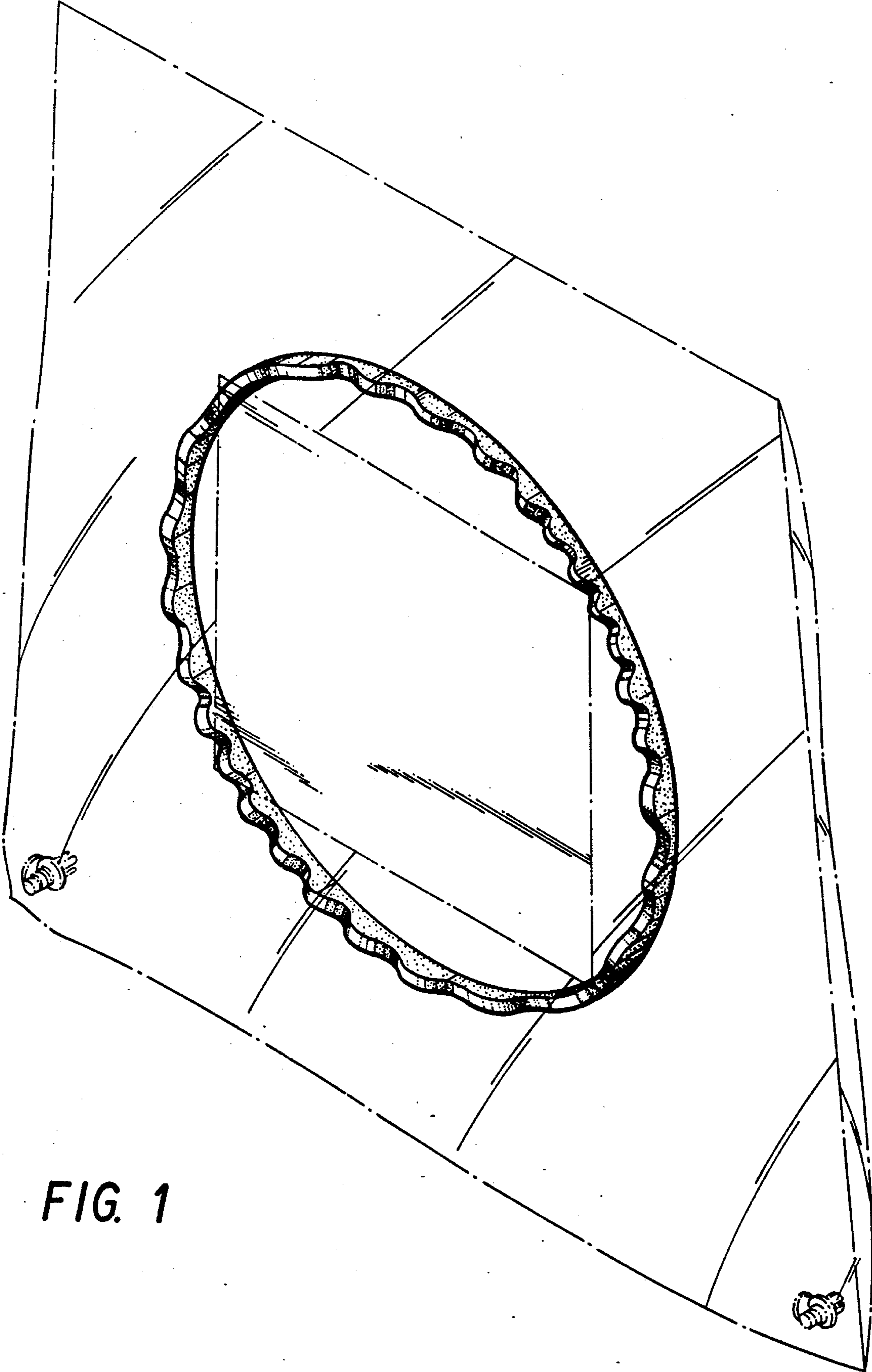
[56] **References Cited**

**U.S. PATENT DOCUMENTS**

D. 302,306	7/1989	Steer	.....	D24/117 X
1,605,947	11/1926	Heady	.....	D2/320 X
4,609,369	9/1986	Ball	.....	D24/117 X

The broken lines in each of the figures represent a fluid collection pouch and are shown for illustrative purposes only and form no part of the claimed design.





**FIG. 1**

FIG. 2

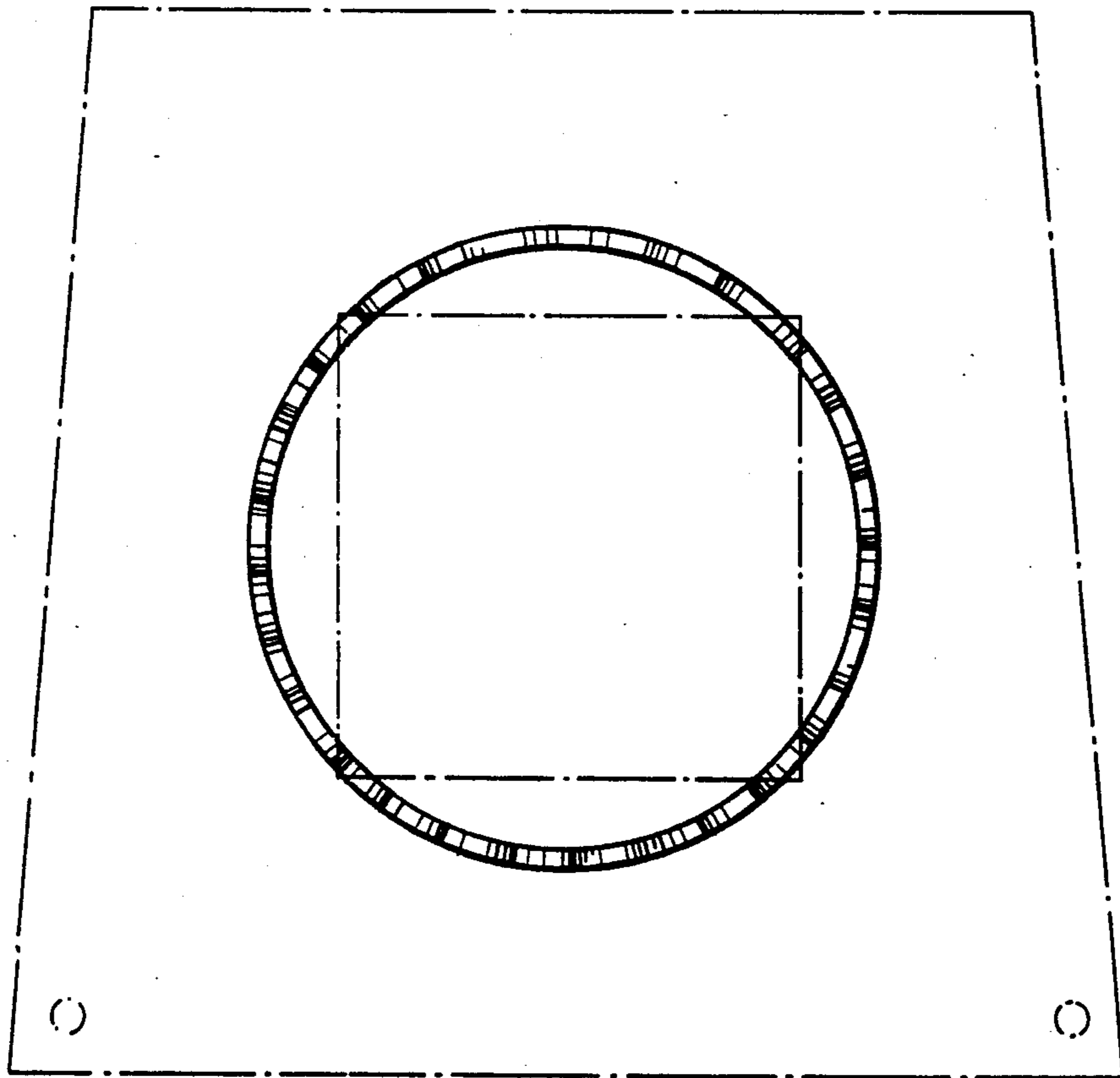


FIG. 3



FIG. 4

