



US00D333512S

United States Patent [19]

[11] Patent Number: **Des. 333,512**

Kohler, Jr. et al.

[45] Date of Patent: **** Feb. 23, 1993**

[54] **COMBINED BATHTUB AND SHOWER ENCLOSURE**

D. 252,940	9/1979	Alexander	D23/275
D. 265,756	8/1982	Ballard	D23/275
D. 281,448	11/1985	Primveci	D23/275
3,088,124	5/1963	Long	.	

[75] Inventors: **Herbert V. Kohler, Jr., Kohler; Anthony J. Kashinn, Grafton; Glen D. Rauwerdink, Hingham, all of Wis.**

OTHER PUBLICATIONS

Page 9-12 from an undated (admitted prior art) Kohler catalog showing the Veracruz bath/shower module.
An unnumbered and undated (admitted prior art) Hytec ad for the Bathcove tub/shower enclosures.
A 1986 Koral ad showing an undesignated tub/shower enclosure.

[73] Assignee: **Kohler Co., Kohler, Wis.**

[**] Term: **14 Years**

Primary Examiner—James R. Largen
Attorney, Agent, or Firm—Quarles & Brady

[21] Appl. No.: **712,809**

[22] Filed: **Jun. 7, 1991**

[52] U.S. Cl. **D23/275**

[58] Field of Search **D23/270, 271, 273, 275, D23/277-283, 303-307; D24/201-205; 4/538, 541.1-541.6, 557, 559, 560.1-566.1, 571.1-578.1, 584, 589, 590, 596, 610, 611, 612, 614, 621, 622, 675**

[57] CLAIM

The ornamental design for a combined bathtub and shower enclosure, as shown and described.


[56] References Cited

U.S. PATENT DOCUMENTS

D. 207,096	3/1967	Osika	.	
D. 208,528	9/1967	Osika	.	
D. 212,946	12/1968	Clark	D23/275
D. 217,865	6/1970	Myers	D23/275
D. 219,448	12/1970	Skyhawk	D23/275
D. 219,587	12/1970	Skyhawk	D23/275
D. 219,976	2/1971	Seymour	D23/275
D. 225,739	1/1973	Seymour	D23/275
D. 225,995	1/1973	Alexander	D23/275
D. 226,852	5/1973	Korol	D23/275
D. 233,932	12/1974	Seymour	D23/275
D. 238,276	12/1975	Alexander	D23/275
D. 248,768	8/1978	Rehbein	D23/275
D. 250,273	11/1978	Rath et al.	D23/275
D. 252,585	8/1979	Clow	D23/275

DESCRIPTION

FIG. 1 is a perspective view taken from the top and front of a combined bathtub and shower enclosure showing our new design;
FIG. 2 is a front elevational view thereof;
FIG. 3 is a top plan view thereof;
FIG. 4 is a fragmentary cross-sectional view taken on line 4-4 of FIG. 3, the top of the enclosure being omitted for convenience of illustration;
FIG. 5 is a cross-sectional view taken on line 5-5 of FIG. 3; and,
FIG. 6 is a fragmentary cross-sectional view taken on line 6-6 of FIG. 3.
The fragmentary broken line representations of bathroom walls in FIG. 1 are for the purpose of illustration only and form no part of the claimed design.






FIG. 1

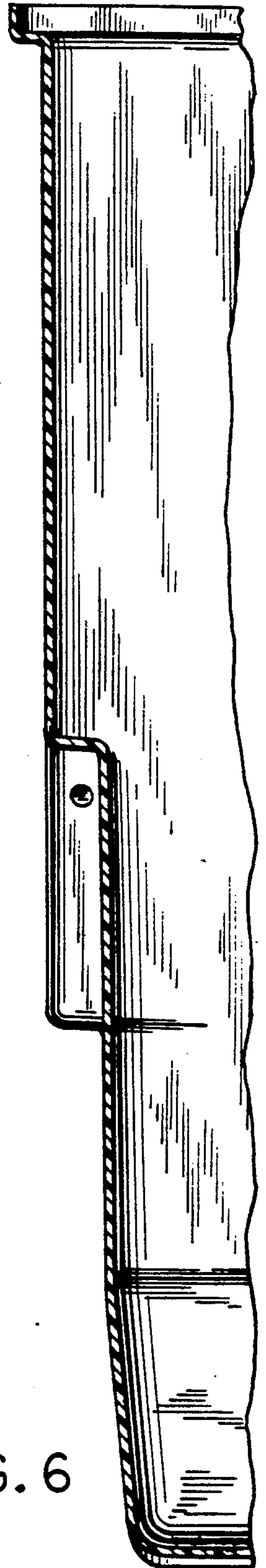



FIG. 6

FIG. 2



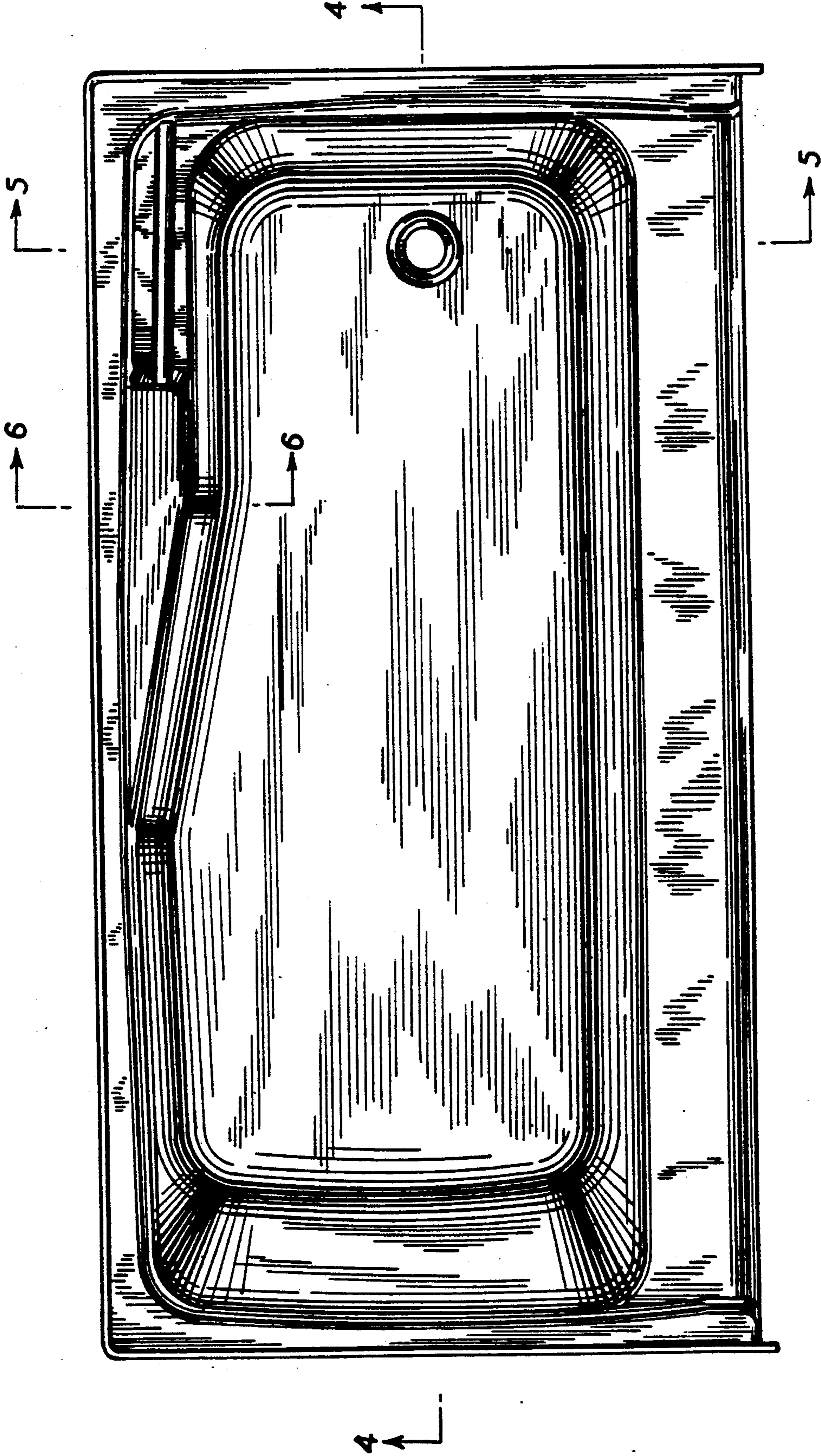



FIG. 3

FIG. 4



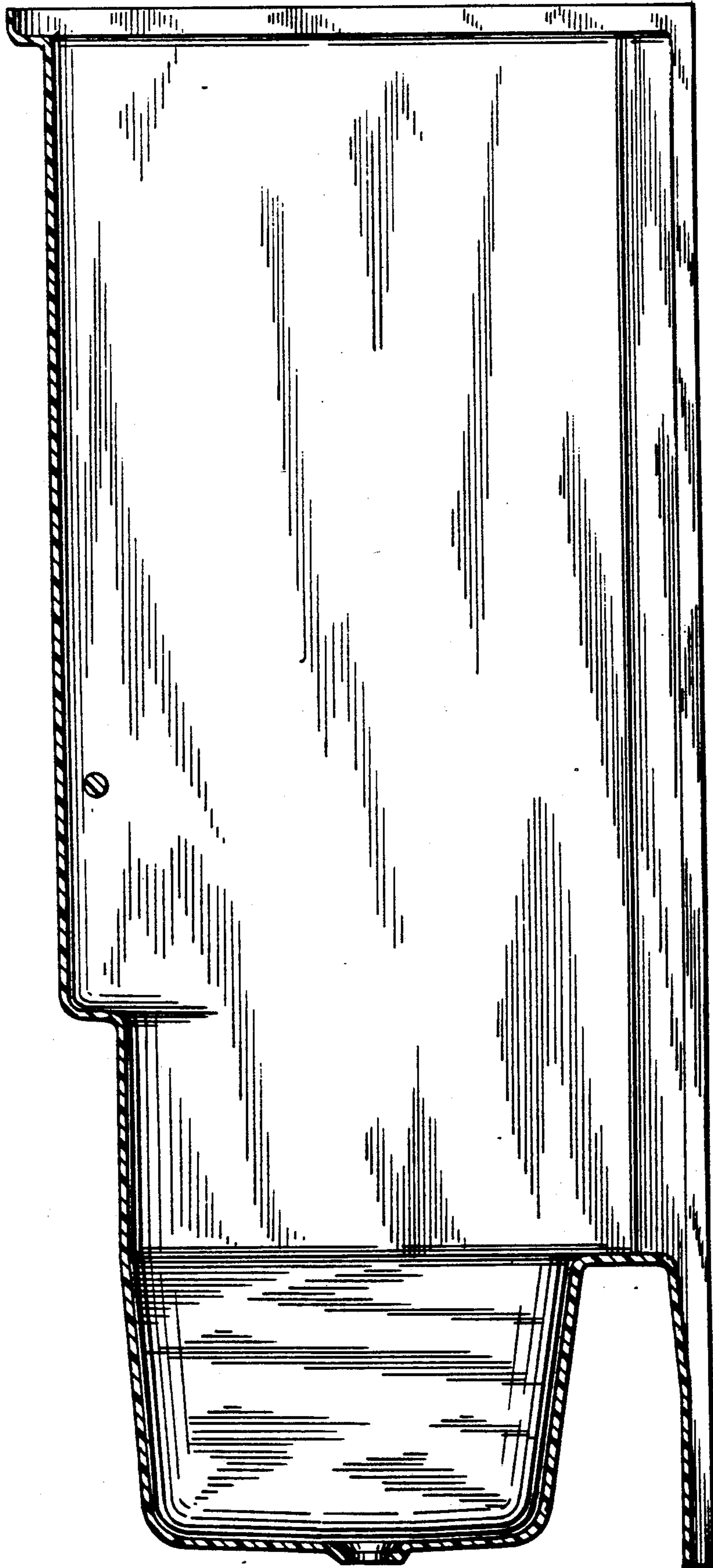


FIG. 5